



All India Ophthalmological
Society



AIOC 2024

**82nd Annual Conference of
All India Ophthalmological
Society**

**14th to 17th March, 2024
Biswa Bangla Convention
Centre, Kolkata**



Contents

Foreword - Chairman Scientific Committee	04
Office Bearers, ARC and Scientific Committee	06
Know Your Incoming President	10
Hony. General Secretary Message	11
Hony. Treasurer Message	13
Local Organising Committee (AIOC-2024)	15
Evaluators (AIOC-2024)	21

Guest Speakers

• President's Speakers	28
• International Guest Speakers	30

AIOS Awardees (AIOC-2023)

• General Awards	87
• Free Paper Awards	89
• Poster Awards	99
• Poster Podium Presentation Awards	102
• Video Awards	105
• Achievement Awards	108
• State Best Papers	111

AIOS – Endowment Lecture Series

Pre-Conference Sessions

• PG Capsule	117
• Think under the Apple tree - The Prelims & Finals	123
• AIOS - ARC Open House LDP Session	129
• AIOS ARC-PG Thesis Competition (Young Researcher Award session)	130
• Ophthalmology Foundation	137
• EyeShala	140

This Book Reflects Changes upto 02nd March 2024
Changes in Scientific Program made after 02nd March 2024 are reflected in the Soft-version of the Book on www.aios.org/AIOS App/ 'Program Overview' booklet

DAY 01

Subs-speciality days

• Refractive surgery	143
• Uvea	146
• Oculoplasty/Ocular Oncology	149

Free Papers

• Squint	158
• Cornea - I	160
• Neuro Ophthalmology - I	161
• Glaucoma - I	162
• Diabetic Retinopathy - I	163
• Pediatric Ophthalmology - I	173
• Cornea - II	175
• Neuro Ophthalmology - II	176
• Glaucoma - II	177
• Diabetic Retinopathy - II	178
• Comprehensive Ophthalmology - I	187
• Cornea - III	189
• Neuro Ophthalmology - III	190
• Glaucoma - III	191
• Community/Social Ophthalmology - I	192
• Pediatric Ophthalmology - II	199
• Vitreo Retinal Diseases - I	201
• Optics / Refraction / Contact Lens	202
• External Diseases - I	203
• Community/Social Ophthalmology - II	204
• Comprehensive Ophthalmology - II	214
• Vitreo Retinal Diseases - II	216
• Glaucoma - IV	217
• Diabetic Retinopathy - II	218
• Trauma - I	232
• Cornea - IV	234
• Vitreo Retinal Diseases - III	235
• External Diseases - II	236





Contents

• Community/Social Ophthalmology - III	237	Comprehensive Ophthalmology	443
• Trauma - II	253	Trauma	444
• Vitreo Retinal Diseases - IV	254	Lacrimonal	454
• Neuro Ophthalmology - IV	255	Cornea	457
• Diabetic Retinopathy - IV	256	Uvea	458
		Refractive Surgery	479
DAY 02		Diabetic Retinopathy	482
Subs-speciality days		Optics, Refraction & CL	483
• Cornea	273	External Eye diseases	491
• Glaucoma	277	Glaucoma	494
• Strabismus/Pediatric/Neuro Ophthalmology	279	Vitreo Retinal Diseases	495
• Retina	281		
Free Papers		Special Sessions	
• Orbit & Oculoplasty - I	291	• Video Primer	165
• Cataract - I	295	• Court Martial	185
• Uvea - I	296	• Video Assisted deferred live Surgery	221
• Orbit & Oculoplasty - II	302	• Student of the Year Prelims	257
• Cataract - II	305	• IJO Livewire	227
• Refractive Surgery - I	306	• Global Eye Genetics Consortium	238
• Ocular Pathology, Ocular Oncology & Tumors - I	315	• Vision 2020	242
• Cataract - III	319	• Ophthalmic Pentathlon	244
• Uvea - II	320	• Teachers of Tomorrow (Prelims)- I	269
• Lacrimonal	330	• Hyde Park	260
• Orbit & Oculoplasty - III	345	• Nepal Ophthalmic Society	286
• Ocular Pathology, Ocular Oncology & Tumors - II	359	• Cataract & Infection control	299
• Cataract - IV	394	• President's Guests Lectures	299
• Refractive Surgery - II	395	• Newer Technologies in Ophthalmology	309
		• nAMD	310
DAY 03		• Widefield imaging OCT	310
Poster Podium Presentations		• Ranibizumab -The Versatile AntiVEGF	323
Ocular Pathology/Ocular Oncology/Tumors	406	• HOYA Innovation Summit	323
Cataract	409	• Ranibizumab Biosimilar	324
Neuro Ophthalmology	410	• Top Anterior Segment - I	334
Orbit & Oculoplasty	422	• Top Posterior Segment - I	335
Community / Social Ophthalmology	426	• FIFA	338
Squint	427	• AAO	340
Pediatric Ophthalmology	440	• Environment Sustainability	340
		• Science & Fun in Ophthalmology	352
		• Recent advances in dx and Therapeutics	353
		• AIOS International Masterclass	359





Contents

• Walking hand in hand	361	• Col. Rangachari Session	473
• Top Anterior Segment -II	362	• C.S Reshmi Video Session	478
• Top General Segment	363	• Advances in cataract Surgery	485
• Teachers of Tomorrow (Prelims)- II	367	• ASRS	485
• One Point at a time	365	• Mega Quiz	492
• When the tough gets going	368	• Magic of SICS 2	499
• Medico Legal Issues	373	• Retina & Uvea	500
• AIOS – Microvision Quiz	374	• Teachers of Tommorrow - F	506
• ICO Session	381	• Misc Ophthalmology Potpourri	509
• Retinnova	382	• YO Session	513
• ASOPRS	383	• Student of the Year - F	516
• FOTI	386	• EIZOC	521
• TIPS	389		
• Cornea Society (USA)	399	National Symposium	
• SSO	404	• Diabetic Retinopathy	521
• APACRS	413	• Practice Management	522
• Women Ophthalmological Society	414	• EBAl	523
• Cataract & Refractive Sx advances	416	• Pediatric ophthalmology 2024	523
• College of Ophthalmologists Sri Lanka	416	• Glaucoma	524
• APASPOS	421	• Myopia Management	524
• Magic of SICS 1	425	• Ocular Trauma Emergencies	524
• Cataract & Refractive Sx challenges	433	• 2 mins 2 win	525
• RANZCO	438	• SPOSI	535
• ECLA	441	• Physical Posters (PP)	537
• Cornea Challenges	449	• E - Posters	554
• Artificial Intelligence	450	• Videos for Kiosks	602
• Innovations	453	• Wet Lab	619
• Russian Ophthalmological Society	462		
• AIOS International Heroes	463		

INSTRUCTION COURSES DAY 1- 4





Foreword



Prof. (Dr) Namrata Sharma

Dear Friends and Colleagues,

Foremost, I express my gratitude for electing me as the Chairperson of the Scientific Committee of the All India Ophthalmological society (AIOS), uncontested for this term. I would try my best to live up to your expectations. On behalf of the office bearers of the AIOS, it is my honor and pleasure to invite you all to 82nd All India Ophthalmological Conference, 2024, in the city of joy that is Kolkata at the state-of-the-art Biswa Bangla Convention Centre.

We are very fortunate to have Dr Harbansh Lal as the president of AIOS, who is a true visionary. We owe it to him that he has decreased his term by 3 months to ensure that the conference in Kolkata takes place in conducive weather at an appropriate time. His tenure has been dynamic and full of member friendly activities targeted towards ophthalmic education and science.

It is my pleasure to be associated with the most experienced local organizing committee in Indian ophthalmology, under the leadership of most respected Dr Abhijit Ghosh, Working Chairman, Dr Ratish Paul who has solutions for all problems, the very dynamic and meticulous Dr Subhasish Nag, the silent and somber Dr Aniruddha Maiti and the very efficient Dr Debashis Das. I have been personally working with them for this conference since 2019. They have left no stone unturned and sometimes even made mountains move to ensure that this conference is a treat to attend for all delegates.

Every effort has been made that this conference plays an important role not only in the research but also in education. The conference is planned keeping in mind, both the young and experienced ophthalmologists, comprehensive as well as subspecialists. The popular Young Ophthalmologists Society will also feature YOs in scientific sessions and discussions on the latest trends and innovations in eye care.

There are many firsts in this scientific program.

1. For the first time we have **World Ophthalmology Face to Face**: which includes 21 international societies on board :
 - American Academy of Ophthalmology
 - International council of Ophthalmology
 - World Glaucoma Association
 - Asia Pacific academy of cataract & refractive surgeons (APACRS)
 - Asia Pacific Strabismus and Pediatric Ophthalmology Society (APSPOS)
 - American Society of Ophthalmic Plastic and Reconstructive Surgery (ASOPRS)
 - American Society of Retina Specialists (ASRS)
 - Cornea Society (USA)
 - Eye and Contact Lens Association (ECLA)



82nd Annual Conference of All India Ophthalmological Society, 2024



- Egyptian Ophthalmological Society (EOS)
- International Uveitis Study Group (IUSG)
- Korean Ophthalmological Society
- Ophthalmological society of Bangladesh
- Nepal Ophthalmic society
- Royal Australian and New Zealand College of Ophthalmologists
- Russian Ophthalmological Society
- Singapore Society of Ophthalmology
- The College of Ophthalmologists of Sri Lanka
- International Society of Refractive surgery
- Global eye genetics consortium

There are 100 plus international guest faculty speakers who will showcase their work in Kolkata. This will also open networking opportunities globally.

2. For the first time we have 7 Sub-Specialty Days @ AIOC 2024, Kolkata which are as follows : Glaucoma ; Refractive Surgery; Retina; Uvea ; Cornea; Neuro Ophthalmology / Pediatric / Squint ; Ocular oncology & Oculoplasty, which not only have national stalwarts but also international faculty.
3. For the young ophthalmologists we have introduced “**PG Capsule Program**” which provides a platform for the young ophthalmologists to interact with the expert faculty and where 80 plus case presentations in ophthalmology will be discussed by the postgraduates with the faculty.
4. AIOS International Masterclass has also been introduced by the international stalwarts
5. One point at a time: Session has been introduced to give a lucid message
6. Further there are 12 National Societies participating at AIOC Kolkata
7. In order to honor our Indian stalwarts, AIOS Endowment Lectures are given to honor the pioneers of ophthalmology
8. A new program for young students “Student of the year” has been introduced

The other highlights include FIFA, the video symposium on special theme on “Innovations” Teachers of Tomorrow, Surgical Skill Transfer sessions, Technology Skill Transfer sessions, Diagnostic Skill Transfer sessions, workshops etc. Scientific extravaganza with OPL, Court Martial, SFO, Two minutes to win and various quiz continues.

My appreciation extends to all my friends and colleagues for all the support and camaraderie they provided. I also thank the Honorary General Secretary Dr Santosh Honavar, Treasurer Dr Manoj Mathur and the AIOS headquarter staff led by Mr Kripal Rana for their profuse support and Co-operation. I thank all the other members of Governing Council and the scientific committee members for their unwavering support and help in shaping and the execution of this program.

My sincere thanks for the constant help and support from Mr. Sai Krishnan and his entire team for the technology support and my staff Mr. Bhupinder Singh who is the backbone of the scientific program coordination along with Mr Surender Kumar, and Mr Suhail who have made this possible.

I invite the faculty, residents, and all members of AIOS for their participation in this prestigious accredited meeting. I humbly request all to continue rendering suggestions for further improvisation in future scientific activities of AIOS.

Welcome you all to this scientific extravaganza

Prof (Dr) Namrata Sharma

Chairperson, Scientific Committee, AIOS





All India Ophthalmological Society OFFICE BEARERS



Harbansh Lal
President



Samar Kumar Basak
President Elect



Partha Biswas
Vice President



Lalit Verma
Immediate Past President



Santosh G. Honavar
Honorary General Secretary



Manoj Chandra Mathur
Honorary Treasurer



82nd Annual Conference of All India Ophthalmological Society, 2024



Namrata Sharma
Chairperson Scientific Committee



Prashant Keshao Bawankule
Chairman ARC



M. Vanathi
Editor-Journal



Krishna Prasad Kudlu
Editor-Proceedings



C. V. Gopala Raju
Joint Secretary



Elankumaran Pasupathi
Joint Treasurer

Office Bearers





Members - Academic & Research Committee



Tinku Bali
Member ARC (North Zone)



Kasturi Bhattacharjee
Member ARC (East Zone)



Shrinivas M. Joshi
Member-ARC (South Zone)



Anagha Heroor
Member-ARC (West Zone)



Deepak Mishra
Member ARC (Central Zone)



Members - Scientific Committee



Somasheila I. Murthy



Jatinder Singh Bhalla



Pradip Kumar Mohanta



Piyush R Bansal



Vardhaman Kankaria



Amit Porwal



Fairooz Puthiyapurayil
Manjandavida

Members - Scientific Committee





Know Your Incoming President

Know Your Incoming President



Samar K Basak

Samar K Basak was educated at N R S Medical College, Calcutta University, West Bengal, India and R P Centre for Ophthalmic Sciences, AIIMS, New Delhi, India (1987). His thesis was on cornea and eye-banking under Professor Anita Panda.

After a major health set-back, he joined the West Bengal Health Services in 1988, serving in rural areas and later at a medical college in Kolkata. In 1997, his senior Debasish Bhattacharya invited him with other two colleagues to start an eye hospital in Barrackpore. Today, Disha Eye Hospitals is the largest eye hospital in eastern India, and the associated Prova Eye Bank is the 4th most prolific Eye Bank in the country.

Heading the Cornea Department at the hospital for decades, Basak has been a high-volume keratoplasty and cataract surgeon. More recently, he has become obsessed with DMEK surgeries. Now, he wants to transfer his obsessions and passions of corneal surgeries to the next generations of ophthalmologists.

In 2007, he received the FRCS degree from the Royal College of Physicians & Surgeons, Glasgow, UK, and since 2008 he has been serving as an examiner for further FRCS (Glasgow) examinations for fourteen years.

Basak is deeply invested in academics and has published 8 books that look at the field of ophthalmology from diverse angles – for medical students preparing for examinations, for medical and paramedical persons, from image-based identification of diseases, of course, also for the lay person who reads in Bengali, and from the historical point of view with the aid of postage stamps. He is also reviewer for 11 international and national peer-review journals.

For his video presentations, papers, and work in the field of cornea, he has received 15 international awards, including six 'Best of Show Video' awards and senior Achievement Award from the AAO in 2015 and 25 national awards, including the prestigious P Siva Reddy Oration Award from the AIOS in 2021.

Basak is passionate about teaching and travels in and around India and the South East Asian regions with organizations like ORBIS and SightLife to conduct skill transfer and hands-on courses in PK/DSEK/DMEK/BostonKPro-1. He also volunteers with the international organization Visionary-International to fight against Corneal Blindness in the developing countries.

In his free time, he indulges in his hobby of collecting postage stamps with the theme of ophthalmology – 'Ophtha-philately'.



Hony. General Secretary of AIOS



Santosh G Honavar

As we come together for the eighty-second Annual Conference of the All India Ophthalmological Society at the City of Joy, Kolkata from March 14-17, 2024, it is my privilege to extend a warm welcome to you all.

আপনাদের সবাইকে উষ্ণ স্বাগতম।

The conference venue is the state-of-the-art Biswa Bangla Convention Centre, which provides optimal space for an excellent blend of scientific sessions, trade exhibition and social events.

First and foremost, I would like to acknowledge the stellar leadership of our esteemed President, Dr. Harbansh Lal. His visionary guidance has been instrumental in steering our society towards new heights of excellence. Under his able leadership, we have witnessed remarkable strides in our mission to promote many facets of ophthalmology and knowledge dissemination. A heartfelt appreciation is also due to the entire Governing Council for their unwavering support and strategic vision. Their collective wisdom and commitment to the goals of our society have been pivotal in shaping the trajectory of our endeavours.

Furthermore, let us extend our gratitude to the Local Organizing Committee lead by Dr Abhijit Ghosh, Dr Ratish Chandra Paul, Dr Subashish Nag, Dr Debashis Das and Dr Aniruddha Maiti for their meticulous planning and attention to detail. The entire effort has been galvanised by the experienced duo – Dr Ratish Chandra Paul, Dr Subashish Nag. Their hard work and dedication are the foundation upon which this conference stands. The seamless execution of logistics, thoughtful arrangements, and overall commitment to providing a conducive environment for learning are a testament to their tireless efforts.

This year's scientific program promises to be a pinnacle of international collaboration, featuring a distinguished panel of over 100 global faculty members. Their collective expertise will undoubtedly enrich our scientific discourse, providing a unique opportunity for all attendees to delve into the latest advancements and insights in ophthalmology. Our conference proudly hosts over 20 sessions facilitated by renowned international societies, further underlining our commitment to providing a comprehensive and global perspective on ocular health. These sessions will serve as a platform for cross-cultural exchange, fostering a dynamic environment where ideas can flourish and collaborations can be forged. I am delighted to highlight the Subspecialty Day sessions, a testament to our dedication to addressing the diverse facets of ophthalmology. These sessions aim to delve deep into specialized areas, offering participants the chance to engage with cutting-edge developments and refine their expertise. A special acknowledgment is due to Dr. Namrata Sharma, the Chairperson of the Scientific Committee. Dr. Sharma's visionary leadership and tireless efforts have played a pivotal role in curating a program of exceptional quality. Her commitment to advancing the field of ophthalmology is truly commendable, and we extend our heartfelt congratulations to her and the talented and energetic members of her committee for steering the scientific committee towards excellence.





82nd Annual Conference of All India Ophthalmological Society, 2024



As you imbibe cutting-edge science, please plan to experience the wonders of our trade exhibition, where leading companies and innovators showcase the latest advancements in ophthalmic technology and services. This exhibition promises to be a hub of knowledge and a gateway to explore state-of-the-art products that can revolutionize your practice.

Do dive into the vibrant colors and rhythms of Utsav, our cultural extravaganza by the ophthalmologists and for the ophthalmologists on March 14, 8:00 PM. This social event is an opportunity to unwind and celebrate the rich diversity of our community. Enjoy performances that showcase the cultural tapestry of our nation, fostering connections beyond the professional realm. Cap off the conference with an unforgettable Gala Dinner, graced by the soulful melodies of the renowned playback singer, Javed Ali on March 15. This evening promises a blend of sophistication and entertainment, providing the perfect setting for networking and relaxation.

Don't miss out on these incredible opportunities to explore, connect, and celebrate with your peers. We look forward to creating lasting memories together at AIOC 2024.

Thank you all for your invaluable contributions, and I look forward to a conference filled with inspiration, learning, and meaningful connections.

Warm regards,

Santosh G Honavar
Honorary Secretary
All India Ophthalmological Society

Hony. General Secretary Message





Hony. Treasurer of AIOS



Manoj Chandra Mathur

Respected Elders and dear colleagues

It gives me immense pleasure to welcome you all to Kolkata, renowned for its grand colonial architecture, art galleries and cultural festivals and a happening metropolis of Bharat, for the 82nd Annual Conference of AIOS

The local Organising Committee led by the dynamic Chairman Dr Abhijit Ghosh, Working Chairman Dr Ratish Chandra Paul, enthusiastic Organising secretary Dr Subhashish Nag and members Dr Debashish Das and Dr Aniruddha Maiti, promises to be an academic and social extravaganza.

The National organising committee under the leadership of our president Dr Harbansh Lal and stewardship of Secretary Dr Santosh Honavar, held multiple meetings and supervised all arrangements with minute focus on logistics and delegate comfort.

This four-day event is being organised at Biswa Bangla Convention Centre in New Town Kolkata. The scientific committee led by its dynamic Chairperson Dr Namrata Sharma has designed a sumptuous scientific fare. Apart from the routine sessions and presentations, a fresh concept of allotting a sub specialty Day for all major Sub specialties in Ophthalmology promises to be a master stroke.

A sincere shout out to trade for pitching in to showcase their products as always. The entire earmarked trade area is lapped up for Trade Exhibition. We have done our bit by appointing experienced and reliable vendors for Event management, fabrication, Audiovisual and also expect a culinary treat from the best-known catering vendors of Kolkata.

Kolkata offers multiple options for a comfortable stay and sightseeing around. The weather in mid-March is comfortable. I am excited to meet you all in Kolkata

Sincerely Yours

Manoj Chandra Mathur
Treasurer AIOS

Hony. Treasurer Message





AIOC 2024: Local Organizing Committee



AIOC 2024: Local Organizing Committee (Core Team)



Abhijit Ghosh
Chairman, LOC



Ratish Chandra Paul
Working Chairman, LOC



Subhasish Nag
Organising Secretary



Debashis Das
Treasurer



Aniruddha Maiti
Additional Organising Secretary





AIOC 2024 Local Organizing Committee (LOC of the East)

Chief Patron
Ina Sekhar Roy

Mentor, Organising Committee
Ajit Babu Majji

Mentor, Organising Committee
Mahipal Singh Sachdev

Mentor, Reception Committee
S Natarajan

Chief Resource Persons
Samar K Basak, Partha Biswas

Advisor, Organising Committee
Jyotirmoy Biswas

Advisor, Reception Committee
Anil K Mondal

ADVISORS

Administration
Panna Lal Saha, Ajoy K Mukherji

Communications
Ramena Lal Saha, Anita Banerjee

Infrastructure
Satyendra Nath Roy
Brajendra Kisor Sarkar

Liaison
Amarnath De,
Asit Ranjan Banerjee

Logistics
Pradip Ranjan Chatterjee
Prayot Narayan Biswas

Services
Chandi Das Datta,
Debnath Chattopadhyay

Reception
Gautam Bhaduri,
Pradeep K Bakshi
ADADVISORS

ADVISORS (HODs of all Teaching Institutes in WB)

Subhra Nag
Sambuddha Ghosh
Nazarul Islam
Kumaresh Ch Sarkar
Tamal Ray
Nirmal Kumar Sasmal
Sabyasachi Bandyopadhyay
Somnath Das
Biswarup Roy
Chaitali Basu
Udayditya Mukherjee
Sandeepan Bandyopadhyay

ADVISORS (EIZOC states)

BNR Subudhi (Odisha)
Gunasagar Das (Odisha)
Atiqul Hussain (Assam)
Harsha Bhattacharjee (Assam)
Sunil Kumar Singh (Bihar)
Subhash Prasad (Bihar)
Surendra Singh (Jharkhand)
Rajiv Kumar (Jharkhand)

Bata Krishna Pal (Tripura)
Phani Bhusan Sarkar (Tripura)

THE SECRETARIAT :

Chairman, Organising Committee
Abhijit Ghosh

Working Chairman, Organizing Committee
Ratish Chandra Paul

Chairman, Reception Committee
Debasish Bhattacharya

Co-Chairperson, Organizing Committee
Debdas Mukhopadhyay

Co-Chairperson, Organizing Committee
Arup Chakraborty

Co-Chairperson, Reception Committee
Md Yasin

Co-Chairperson, Reception Committee
Rita Das

Vice Chairperson Administration
Ashim Kumar Dey

Vice Chairperson Communications
Pushpita Sahu





**Vice Chairperson
Infrastructure**
Kajal Prasad Ghosh

**Vice Chairperson
Liaison**
Monoj Hajra

**Vice Chairperson
Logistics**
Sekhar Nath Sarkar

**Vice Chairperson
Services**
Parag Mukhopadhyay

**Vice Chairperson
Reception**
Asim Kumar Ghosh

ORGANISING SECRETARY
Subhasish Nag

TREASURER
Debashis Das

EIZOC Council

Administration
Pranav Ranjan (EIZOC)
SK Mitra (Jharkhand)
Karma L Bhutia (Sikkim)

Communications
BN Gupta (EIZOC)
Jayanta Kumar Das (Assam)
Lalrindiki (Mizoram)

Infrastructure
Jayanta Boroowa (EIZOC)
Raj Mohan (Jharkhand)
Bijoy Deb Barma (Tripura)

Liaison
Swaraj Bhattacharjee (EIZOC)
Madhusudan Chatterjee
(Tripura)
Lobsang Tsetim
(Arunachal Pradesh)

Logistics
Santosh Kumar Mahapatra
(Odisha)
KL Remsanga (Mizoram)
Sachina Laishram (Manipur)

Services
Bibhuti P Sinha (Bihar)
Thoudam Robi Singh
(Manipur)
Kaling Darang (Arunachal
Pradesh)

Reception
Subhra Kinkor Goswami
(Assam) KS Gupta (Bihar)
Jayshree Dora (Odisha)

**Additional Organising
Secretary
Administration**
Sugato Paul

**Additional Organising
Secretary
Communications**
Sudipta Mitra

**Additional Organising
Secretary
Infrastructure**
Rupak Kanti Biswas

**Additional Organising
Secretary**

Liaison
Siddhartha Ghosh

**Additional Organising
Secretary
Logistics**
Aniruddha Maiti

**Additional Organising
Secretary
Services**
Rua Prosad Ghosh

**Additional Organising
Secretary
Reception**
Sunil Surana

Additional Treasurer
Mohua Majumdar Sengupta

**Joint Organising Secretary
Administration**
Rajesh Majumdar Chowdhury,
Anup Mondal

**Joint Organising Secretary
Communications**
Suchanda Sar

**Joint Organising Secretary
Infrastructure**
Angshuman Das, Maneesh
Singh

**Joint Organising Secretary
Liaison**
Meghnath Bhowmick, Arup
Bhaumik

**Joint Organising Secretary
Logistics**
Rakesh Kumar Gupta,
Ayan Mohanta





**Joint Organising Secretary
Logistics
Services**

Maitreyee Das, Imtiaz Ahmed

**Joint Organising Secretary
Logistics
Reception**

Inanil Bhattacharyya,
Malay Sarkar

Joint Treasurer

Swarup Kumar Roy

**Assistant Organising
Secretary
Administration**

Tulika Ghoshal,
Prachi Subhedar Ghosh

**Assistant Organising
Secretary
Communications**

Inanil Deb, Purban Ganguly

**Assistant Organising
Secretary
Infrastructure**

Sudipta Das, Shibashis Das

**Assistant Organising
Secretary
Liaison**

Supriya De, Swati Agarwal

**Assistant Organising
Secretary
Logistics**

Dipa Saha, Debmalya Das

**Assistant Organising
Secretary
Services**

Vedang Shah, Sohini Ghosh

**Assistant Organising
Secretary
Reception**

Anuradha Chandra, Diptesh
Das

Assistant Treasurer
Siddhartha Bose

THE SUB-COMMITTEES

ADMINISTRATION

Coordinator (General)

Ashok Kumar Nanda (Odisha)

Coordinator (Talent)

Rajiv Gupta (Jharkhand)

Coordinator (Materials)

Sanjib Buragohain (Assam)

Coordinator (Schedule)

Ahokhe Shikhu (Nagaland)

**Secretariat/ Office
Management**

Chairperson: Vivek Datta
Convenor: Sabita Katoch

**Services & Railways
Coordination**

Chairperson: Tapan Kumar
Das

Convenor: Arnav Mitra

Vendor Management

Chairperson: Dwija Bandhu
Sarkar

Convenor: Somnath
Chakraborty

Sponsorships

Chairperson: Debasish Bairagi
Convenor: Shyam Sundar
Kedia

AIOS office liaison

Chairperson: Harjeet Singh
Convenor: Apurba K Samanta

Entertainment Program

Chairperson: Prasanta
Chakraborty
Convenor: Moumita Roy

Data Analysis & Monitoring

Chairperson: Dipankar Roy
Convenor: Lalit Mohon
Adhikary

Grievances & Reessal

Chairperson: Sandip Mitra
Convenor: Krishnendu Nandi

PCO & Vendors Coordination

Chairperson: Abhijit
Chattopadhyay
Convenor: Sujoy Mukherjee

**SOPs, Crisis & Risk
Management**

Chairperson: Subhankar
Home Convenor: Kaushick
Biswas

COMMUNICATIONS

Coordinator (General)

BP Kashyap (Jharkhand)

Coordinator (Talent)

Rohina Lall (Andaman &
Nicobar)

Coordinator (Materials)

Jaigopal Agrawal (Bihar)

Coordinator (Schedule)

Nilesh Mohan (Bihar)





Info Mailers & Brochures

Chairperson: Anita Chatterjee
Convenor: Nabanita Barua

Event Souvenir

Chairperson: Purnendu B Sarkar
Convenor: Soumya Kundu

Promo Mails & Flyers

Chairperson: Shyamal Pandey
Convenor: Sudipta Ghosh

Social Media Campaign

Chairperson: Alokesh Ganguly
Convenor: Anirban Chakrabarti

Conference Ready Reckoner

Chairperson: Rupak Roy
Convenor: Mita Saha

Press, Media & Publicity

Chairperson: Anindita Mondal
Convenor: Kakali Sen

Promotional Physical

Meetings Chairperson: Jayangshu Sengupta
Convenor: Arindam Deb

Go Green Initiative

Chairperson: Chandana Chakraborty
Convenor: Krishnendu Roy

Venue Floor Managers

Chairperson: Divyesh Shah
Convenor: Ashis Majumdar

Committees & Offices Coordination

Chairperson: Arnab Biswas
Convenor: Sangeeta Roy

INFRASTRUCTURE

Coordinator (General)
Milind Kumar (Bihar)

Coordinator (Talent)
Nilanjan Kaushik Thakur (Assam)

Coordinator (Materials)
Bimal Jyoti Deb Sikdar (Assam)

Coordinator (Schedule)
Ranjana Kumar (Bihar)

Venue Management
Chairperson: Soumen Mondal
Convenor: Md. Parvez Alam

Fabrication Supervision
Chairperson: Asit Chakrabarti
Convenor: Niladri Saha

Audiovisual Supervision
Chairperson: Santanu Mondal
Convenor: Soham Basak

Housekeeping Management
Chairperson: Subhendu Boral
Convenor: Kushal Banerjee

Electricity & Generators
Chairperson: Asis K Chattopadhyay
Convenor: Aditya Pradhan

Security Management
Chairperson: Tushar K Sinha
Convenor: Simantan Basu

Fire & Emergency Arrangement
Chairperson: Manas Bandopadhyay
Convenor: Subhankar Barman

Signages & Venue Branding

Chairperson: Amit Paul
Convenor: Sneha Jain

Toilets Management

Chairperson: Sumit Banerjee
Convenor: Utsab Pan

Entertainment & Dinner Area Management

Chairperson: Abhijit Sen
Convenor: Shoumyajyoti Dutta Majumdar

LIAISON

Coordinator (General)
Sabyasachi Pattanayak (Odisha)

Coordinator (Talent)
Sujoy Samanta (Jharkhand)

Coordinator (Materials)
Sudhir Kumar (Bihar)

Coordinator (Schedule)
Bibhuti Bhusan (Jharkhand)

Volunteer Management
Chairperson: Lav Kochgaway
Convenor: Sayantan Ghosh

Sc Session & Faculty Management

Chairperson: Chandrima Paul
Convenor: Sagar Bhargava

Pre-Conference Sessions
Chairperson: Paromita Sanatani
Convenor: Arijit Mitra

Hall Management
Chairperson: Sumit Choudhury





Convenor: Tania Ray (Bhadra)

Posters & Video Kiosks

Chairperson: Arup K Bose
Convenor: Doel Biswas

Gifts & Mementoes/ Certificates

Chairperson: Sushanta K Roy
Convenor: Surojit Chakrabarti

Trade Exhibition

Chairperson: Pankaj Rupauhli
Convenor: Partha Pratim Ghosh

Wet Lab Sessions

Chairperson: Saurabh Sanyal
Convenor: Chandni Chakraborty

Beyond Ophthal Events

Chairperson: Nilay Majumdar
Convenor: Saikat Jana

YOSI & other Societies

Chairperson: Kumar Saurabh
Convenor: Nandini Chandak

LOGISTICS

Coordinator (General)

Gauri Sankar Gogoi (Assam)

Coordinator (Talent)

Nitin G Dhira (Jharkhand)

Coordinator (Materials)

Tanie Natung (Meghalaya)

Coordinator (Schedule)

Rahul Prasad (Jharkhand)

Registration Management

Chairperson: Salil Mondal
Convenor: Sailaja Sengupta

Accommodation Coordination

Chairperson: Chinmoy Sarkar
Convenor: Anupama Biswas

Delegate/ Guest Transport Management

Chairperson: Sanjoy Chatterjee
Convenor: Sandip Saha

Parking & Traffic Management

Chairperson: Subhasis Haldar
Convenor: John Sarkar

International Affairs & Visa Guidance

Chairperson: Pradip Mohanta
Convenor: Zahir Abbas

Info Booths & Assistance kiosks

Chairperson: Gobinda Mallik
Convenor: Nisha Samaddar

Kits & Distribution

Chairperson: Sanjay K D Thakur
Convenor: Prashant Srivastava

Licenses & Compliance

Chairperson: Mousumi Banerjee
Convenor: Pravin Roy

Police & Administration Work

Chairperson: Souvik Banerjee
Convenor: Tanusree Chakraborty

Website, Mobile App & Internet

Chairperson: Mahesh Bharpilania
Convenor: Sneha Jain

SERVICES

Coordinator (General)

Satyajit Sinha (Bihar)

Coordinator (Talent)

Bharti Kashyap (Jharkhand)

Coordinator (Materials)

Rajendra Kumar Gogoi (Assam)

Coordinator (Schedule)

Amar Chakma (Tripura)

Lounge Management

Chairperson: Chandan Bari
Convenor: Rituparna Chatterjee

Buffet Arena & Packet Zone

Chairperson: Pinaki Nag
Convenor: Sourav Bose

Lunches (Buffet & Packets)

Chairperson: Asim K Sil
Convenor: Suman Mukherjee

Drinking Water & Beverages

Chairperson: Pradip Ghosh
Convenor: Debdulal Chakraborty

Ceremonies (Inauguration etc.)

Chairperson: Malay Maitra
Convenor: Anindya Kishor Majumdar

Family & Kids Zone

Chairperson: Ketaki Bagchi
Convenor: Nazneen Nazm

Tours & Travel

Chairperson: Mrinal Kanti Ghosh
Convenor: Kaushik Tripathy





Banquet & Dinner

Chairperson: Ananyabrata Das

Convenor: Saumyadeep Majumdar

Waste Management

Chairperson: Narayan Ch Ghosh

Convenor: Anindya Gupta

Alumni Meetings

Chairperson: Bhaskar Roy Choudhury

Convenor: Sagnik Surya Das

RECEPTION

Coordinator (General)

Rajan Anand (Bihar)

Coordinator (Talent)

Srikant Sahu (Odisha)

Coordinator (Materials)

YR Darang (Arunachal Pradesh)

Coordinator (Schedule)

Y Chingsuingamba Meitei (Manipur)

Welcome to Delegates

Chairperson: Amitava Biswas

Convenor: Priyansha Chatterjee

Hospitality to VIPs/ Celebrities

Chairperson: Suchitra Majumdar

Convenor: Smiti Rani Srivastava

Photography/Videography

Chairperson: Somdutt Prasad

Convenor: Saptarshi Banerjee

Presidential Dinner

Chairperson: Sourav Sinha

Convenor: Angshuman Goswami

Film

Chairperson: Tutul Chakravarti

Convenor: Satyam Maiti

Sports & Recreation

Chairperson: Kali Prasad Saha

Convenor: Aditi Ghosh Dastidar

Senior Ophthalmals Care

Chairperson: Tushar Kanti Hazra

Convenor: Ranjan Mukherjee

Mother & Child Support

Chairperson: Sukanya Mitra

Convenor: Arita Chattoraj

Social Welfare Events

Chairperson: Nandini Ray

Convenor: Surya Gupta

EIZOC Coordination

Chairperson: Swapan Kumar Samanta

Convenor: Tathagata De





Thanks to EVALUATORS



IC Evaluators

CATARACT

Birendra Prasad Kashyap
Gerald R. Schultz
Jagannath Boramani
J.K.S. Parihar
Mohan Paranjpe
Nawab Zishan Farooqui
Shubhangi Bhawe
Sudhank Bharti
Usha A Johari
Vasavada Abhaykumar
Raghukant

COMMUNITY SOCIAL OPHTHALMOLOGY

Kuldeep Dole
Rajan Anand
Reena Sethi
Shrikant
Anthrayos C.V. Kakkanatt
BNR Subudhi
Inder M. Rustagi
Manisha Rathi
Manoj Chandra Mathur
Neeraj Navin
Pandey D. J.
Raveena T
Vinod Kumar Baranwal

COMPREHENSIVE OPHTHALMOLOGY

Mehul Shah
Sanjay Kumar Daulat Thakur
Tathagata De
Kiran Bhanot
Arshad Siddiqui
Francis M V
Kirti Singh
Kumar Doctor

Malay Chaturvedi
Nichlani V.K.
Subhasish Nag
Sunaina Malik
Suneeta Dubey
Vineet Ratra
Vinod Kumar Arora

CORNEA

Sagarika Patyal
Ashok Sharma
Bhavana Sharma
Narendra Singh Verma
Pallavi Prabhu
Philip Aloysius Thomas
Pravin Prabhakar Vyawahare
Quresh B. Maskati
Ragu Krishnan
Rajendra Prasad
Rajesh Joshi
Rishi Mohan
Satyajit Sinha
Shashikala P.
Siddiqui Parvez Ahmed
Vanaja Vaithianathan
Vinay B. Agrawal

EXTERNAL DISEASES

Khare Mukesh
Pankaj Choudhary
Rekha Singh
A.R. Muralidharan
Adhikari Apurba
Atul Kadhane
Ayush Tandon
Mukesh Sharma
Mukta Sharma
Nasrin
Ravi Ranjan
Shikhar Gaur

Shreesha Kumar K.
Sony George
Uma Sridhar

GLAUCOMA

Harsh Kumar
Jai Gopal Agrawal
P. S. Maheswari
Swaraj Bhattacharjee
A. K. Mandal
Arup Chakrabarti
Chitra Ramamurthy
Dhamankar R. R.
Krishna Das R.
Mayuri B. Khamar
Pranav Ranjan
Priti Paritosh Kamdar
Punita Kumari Sodhi
Smita Singh
Sushmita Kaushik
Vijaya Pai H

LACRIMAL

Eva Rani Tirkey
Jayanta Kumar Das
Khare Mukesh
Parveen Kumar Mongre
V. P. Gupta
Viji Rangarajan
Ashok Kumar Grover
Kasturi Bhattacharjee
Maneesh Kumar
Mukesh Sharma
Ravi Ranjan
Sahasranamam V.
Urmil Chawla
Usha R.





Neuro Ophthalmology

Rohit Saxena
Mayur Morekar
Pramod Kumar Pandey
Sahasranamam V.
Renu Grover
Sabyasachi Bandyopadhyay
A.R. Muralidharan
Eva Rani Tirkey
Jayanta Kumar Das
Suneetha N Lobo

OCULAR PATHOLOGY

Jyotirmay Biswas
Parveen Kumar Mongre
Viji Rangarajan
Gagan Dudeja
Garima Agrawal
Mahinakar Aniruddha Dinkar
Manabjyoti Barman
Maneesh Kumar
Maurya R. P.
S. Bala Murugan
Shubha Jhavar
Subina Narang
Usha R.
Vikas Khetan

ORBIT & OCULOPLASTY

Eva Rani Tirkey
Parveen Kumar Mongre
V.P. Gupta
Viji Rangarajan
Ashok Kumar Grover
Chittam Senthil Nathan
Kasturi Bhattacharjee
Maneesh Kumar
Nitin Vasant Vichare
Pragati Gupta
Saurabh Sanyal
Shubha Jhavar

Urmil Chawla
Usha R.

PEDIATRIC

Sumit Sachdeva
Damaris Magdalene
Lajja Shastri
Leila Mohan
Rakesh Kumar Bansal
Anju Rastogi
Aparajita Chaudhary
Jitendra Nenumal Jethani
Kuldeep Kumar Srivastava
Shah Kalpit Pravinbhai
Shreya Shah
Snehal Rhishikesh Thakre
Vidya Hegde
Walimbe Prasad Bhalchandra

REFRACTIVE SURGERY

Gaurav Kapoor
Arup Bhaumik
Gulam Ali Kamdar
Anant Gade
Dheeraj Gupta
Gopal Arora
Jai Kishore Bansal
Kshetrapal Arun
Mehta Ajay B
Narang Priya
Purendra Bhasin
Ritu Aurora|
Sanjay Ashok Rasal

TRAUMA

Boral Subhendu Kumar|
Dhanashree Ratra
Rekha Singh
K. Shyamsundar
Rajendra Prasad Gupta

Chittam Senthil Nathan
George Ronnie J.
Hare Ram Prasad
K. Naresh Babu
Mukesh Porwal
Nitin Vasant Vichare
Samrat Chatterjee
Shakeen Singh
Subhash Prasad

UVEA

Bharathi Megur
Jyotirmay Biswas
Abhijit Chattopadhyay
Avnindra Gupta
Dudani Ajay Indur
Kanwaljeet Harjot Madan
Krishnapada Baidya
Manisha Agarwal
Padmamalini Mahendradas
Saravanan VR
Sikander Ali Khan Lodhi
Subina Narang

VITREO RETINAL DISEASES

Paritosh Arvind Kamdar
Gitumoni Sharma
Dinesh Garg
Mangat Ram Dogra
Muralidhar Srimat Tirumala
Sandeep Saxena
Ajay Aurora
Shishir Agrawal
Sangeet Mittal
A.S. Guruprasad
Meena Chakrabarti
Muralidhar N.S.
Shroff Rahul Ashok
Parveen Sen





Free Papers Evaluators

CATARACT

Alka Pandey
Alkesh Chaudhary
Rahul Navinchandra Bakhda
Rakesh Shakya
Rupam Janak Desai
Sujeet Kumar Mishra
Tamilarsi S.

COMMUNITY SOCIAL OPHTHALMOLOGY

Archana Ajay Vare
Ajit Kumar Poddar
Vamsi. Konuganti
Ashwini Kumar
Atul Kumar Singh
Shivkumar Chandrashekarhan

COMPREHENSIVE OPHTHALMOLOGY

Niladri Saha
R. Sharmila
Bhagat Purvi Raj
Saravana Bhava Balachandra-
chari
Sony Sinha
Sudipta Mitra
Veera Venkata Satyanarayana
Kunche

CORNEA

Bhartendu Agarwal
Debashis Dutta
Jaya Kaushik
Meghali Bhattacharjee

Neeti Gupta
Rakesh Gupta
Sujata Das

DIABETIC RETINOPATHY & MEDICAL

Anita Mani
Chhaya Bharti
Gagan Bhatia
Lokesh Jain
Manavi Deokrishna Sindal
Manoj Khatri
Nikhil Pal
Siddhartha Ghosh
Umesh Chandra Behera

EXTERNAL EYE & OCULAR SURFACE

Reena Kumari
Sarita Agarwal
Tuhin Chowdhury
Mariam Mathew
Amanda Mohanan
Rupakala Venkatesh
Smruti Rekha Priyadarshini

GLAUCOMA

Amit Kumar Mahajan
Tanuj Dada
Indu Pandey
Nirmal Fredrick T.
Saroj Gupta
Shakun Gupta
Siva Prasad Moparthy
Sujata Lakhtakia
Swati Singh

LACRIMAL

Alka Gupta
Gyan Bhaskar

Sonali V. Kumar
Marian Pauly
Nilanjan Kaushik Thakur

NEURO OPHTHALMOLOGY

Sanjay Kumar Dhar
Ankur Sinha
Anupam Sahu
Anuradha Vijay Rathod
Hiranmoyee Das
Jaspreet Sukhija
Atul Gupta
Rajesh Parekh
Ramesh Kekunnaya
Vidhya C.

OCULAR PATHOLOGY OCULAR ONCOLOGY

Pratheeba Devi Nivean
Anasua Ganguly Kapoor
Edward Deepak Paul
Gagan Dudeja
Garima Agrawal
Mahinakar Aniruddha Dinkar
Manabjyoti Barman
Manpreet Kaur
Maurya R. P.
Neiwete Lomi
S. Bala Murugan
Subina Narang
Sukhdeep Bains
Vikas Khetan
Vishal Raval

OPTICS REFRACTION CONTACT LENS

Shilpa Singh
Ashok Kumar
Kaushik Murali





Puja Hingorani - Bang
Radha Ramanan B.
Seema Dutt Bandhu
Zakir Hussain Laskar

ORBIT & OCULOPLASTY

Shalini Kumari
Pankaj Baruah
Salil Kumar Mandal
Ankur K Shrivastava
Anurag Narula
Chandana Kakati
Nidhi Pandey
Sima Das
Sonal P Yadav

PEDIATRIC OPHTHALMOLOGY

Shweta Gaur
Amit Mohan
Antony Arokiadass Baskaran
F Tarannum
Jai Shankar
Jeyanthan S.
Parijat Chandra
Sowmya R.

REFRACTIVE SURGERY

Anil Kumar Singh
Dineshkumar Nathalal Maru
Mallikarjun M. Heralgi
Rajesh Kapoor
Swarup Kumar Roy

SQUINT

Meenakshi Swaminathan
Rajesh Prabu V
Surishti Raj
Aruna Rathakrishna
Arundhati Pande
Rishikesh Mayee

Tanie Natung

TRAUMA

Chandana Chakraborti
Gautam Kumar
Sofia Ahmad
Mandar Joglekar
Moreker Sunil Ratilal
Raka Chatterjee
Santosh Mahapatra
Syed Mohideen Abdul Khadar
Vikas Ambiya
Vishal Agrawal

UVEA

Manav Setiya
Krishnendu Nandi
Rajwinder Kaur Bhattal

VITREO RETINAL DISEASES

Sunil Ganekal
Hemalatha B.C.
Avadhesh Oli
Jaydeep Walinjkar
Reema Bansal
Somak Mazumdar
Thirumalesh M. B.

VT Evaluators

ANTERIOR SEGMENT

Arnab Biswas
Harsh Kumar
Pangarkar A.V.
Rama Krishnan R.
Amar Pujari
Amit Porwal
Anu Malik
Gerald R. Schultz

Karthikeyan Mahalingam

Krishna Das R.
Madhukar Reddy
J.K.S. Parihar
Mohan Rajan
Narang Priya
Nitin Balakrishnan
Rajendra Prasad
Rishi Mohan
Santanu Mandal
Satyajit Sinha
Sudha Ganesh
Suneeta Dubey
Surinder S Pandav
Sushmita Kaushik
Vasavada Abhaykumar
Raghukant
Raghukant
Venkataprabhakar Guduru
Vishal Agrawal

GENERAL FILM

Jagannath Boramani
K. Naresh Babu
Kasturi Bhattacharjee
Kavita Porwal
Krishna Prasad Kudlu
Quresh B. Maskati
Sudhank Bharti

POSTERIOR SEGMENT

A.S. Guruprasad
Ajay Aurora
Alok Sen
Anu Malik
Devesh Kumawat
Karobi Rani Lahiri
Manoj Khatri





Physical Posters Judges

Cataract

Sourabh Patwardhan, Shruti Hegde, Brij Kishore Gupta, Rashmi (Dosi) Jain, Atul Kadhane

Community / Social Ophthalmology

Divya Jain, Manisha Rathi, Mahesha S, Atul Kumar Singh, Malay Maitra

Comprehensive Ophthalmology

Kiran Bhanot, Malay Chaturvedi, Anu Malik, Murali Ariga, Rajendra Prasad

Cornea

Shefali Mazumdar, Prafulla Kumar Maharana, Shahbaaz Mohd, Ashish Bacchav

Diabetic Retinopathy & Medical retina

Vivek Datta, Naveen K., Neetu Gagneja, Kenshuk Marwah, Manabjyoti Barman

External Eye & Ocular Surface Disease

Sanjib Banerjee, Abhishek Ranjan, Sujata Das, Adhikari Apurba, Ikeda

Glaucoma

Indu Pandey, Sushmita Kaushik, Vivekanand U., Tutul Chakravarti, Sumit Sachdeva

Lacrimal

Prabrisha Banerjee, Namita Kumari, Dnyanoba Darade,

Vidhya N., Balaji Kannan

Neuro Ophthalmology

Rashmin Gandhi, Sowmya R., Revati S. Ramesh, Arup Kumar Basu, Deepak Mishra

Ocular Pathology / Ocular Oncology and Tumors

Abhijit Rasal, Hare Ram Ojha, Mukesh Sharma, Viji Rangarajan

Orbit & Oculoplasty

Raka Chatterjee, Rolli Khurana, Nupur Goel, Nitin Vasant Vichare, Sanjay Kumar Daulat Thakur

Pediatric Ophthalmology

Meenakshi Ravindran, Vandana Prasad, Sucheta Parija, Aswini Kumar Behera, Shailja Tibrewal

Refractive Surgery

Doel Biswas, Vikram Jain, Sajjad Hamid Fazili, Subhrangshu Sengupta, Sudhank Bharti, Anubha Rathi

Trauma

Indranil Saha, Nidhi Gajendragadkar, Sunandini Bose, Chawla Gajendra, Gaurav Kapoor

Uvea

Kanchan bala Rathore., Natasha Radhakrishnan, Ramesh Venkatesh, Mudit Tyagi, Padmamalini Mahendradas

Vitreous Retinal Diseases

Somnath Chakraborty, Ashok Kumar, Diva Kant Misra, Soumyava Basu, Piyush Bansal

Squint

Sumita Sethi Gulati, Tanie Natung, Krishna Prasad R., Subhash Dadeya, Asim Kumar Ghosh

Optics / Refraction / Contact Lens

Dholakia Mukesh Hargovind Das, Bithi Chowdhury, Chandana Chakraborti

Poster Podium Presentation Judges

Cataract

Shalini Kumari, Amit Kumar Mahajan, Reena Kumari, Amitava Biswas, Chandana Chakraborti

Community / Social Ophthalmology

Atul Kumar Singh, Swati Upadhyaya, K. Ilango, Gulam Ali Kamdar, Gayatri Dasari

Comprehensive Ophthalmology

Goswami Anshuman, Mahesha S, Sujeet Kumar Mishra, Sudeep Das, Bithi Chowdhury

Cornea

Shahbaaz Mohd, Mohan Shalini, Shreesha Kumar K., Lalit Kumar Nepalia, Parul Chawla Gupta





Diabetic Retinopathy & Medical retina

Arindam Chakravarti, Jayanto Shekhar Guha, Sharad Bhomaj, Debasis Bairagi, Boral Subhendu Kumar

External Eye & Ocular Surface Disease

Adhikari Apurba, Shikhar Gaur, Sanjay Kumar Daulat Thakur, Tulika Ghoshal, Prafulla Kumar Maharana

Glaucoma

Chandrima Paul, Kavitha S., Parul M. Sharma, Priti Paritosh Kamdar, Dewang Angmo

Neuro Ophthalmology

Meenakshi Yadav Dhar, Kumudini Sharma, Mayur Moreker, Jayanta Kumar Das, Partha Mandal

Ocular Pathology / Ocular Oncology and Tumors

Bhaduri Anirban, Sonal P Yadav, Sneha Jay Shah, Sharad

Shegaonkar, Santanu Mitra

Orbit & Oculoplasty

Swarup Pathak, Chittam Senthil Nathan, Sonali V. Kumar, Akshay Nair, Gupta Ramesh Chandra

Pediatric Ophthalmology

Manjushree Bhate, Rishikesh Mayee, Rajesh Sahay, Raman Yenugandula, Kavita Porwal

Lacrimal

Shaloo Bageja, Urmil Chawla, Mihir Mishra, Shreya Shah, Bhawna Piplani

Refractive Surgery

Amit Tarafdar, Rakesh Kumar Bansal, Nitin Balakrishnan, Twinklekumar Shah, Rakesh Shakya

Squint

Tanie Natung, Kavita Porwal, Sudesh Kumar Arya, Jaspreet Sukhija, Sudhir Singh

Trauma

Chandana Kakati, Viral Shah,

Gaurav Kapoor, Birendra Prasad Kashyap, Jaya Kaushik

Uvea

Mayur Moreker, Raju S., Sarita Beri, Dudani Ajay Indur, Rupak Roy

Optics / Refraction / Contact Lens

Nag Pinaki, K. Ilango, Radha Ramanan B., Sunaina Malik, Sagar Bhargava

Vitreo Retinal Diseases

Hemalatha B.C., Santosh Mahapatra, Sony Sinha, Vivek Datta, Riddhi Arya





82nd Annual Conference of All India Ophthalmological Society, 2024



Guest Speakers





President's Guest



Anthony Aldave (USA)

Anthony Aldave is a Professor of Ophthalmology, Vice Chair of Academics and Co-Chief of the Cornea and Uveitis Division at the Stein Eye Institute. He is the recipient of the Achievement, Secretariat and Senior Achievement Awards from the American Academy of Ophthalmology, the R. Townley Paton Award from the Eye Bank Association of American and the Asia Cornea Foundation Medal Award. Aldave has performed more than 2200 keratoplasty procedures, authored over 175 peer-reviewed scientific publications and given over 500 scientific presentations.

Dr. Aldave joined the Jules Stein Eye Institute in July 2002 as a full-time member of the Cornea and Refractive Surgery Services. Dr. Aldave has received numerous honors during his career, including the Alpha Omega Alpha Scholarship Award for graduating first in his medical school class, the Heed Ophthalmic Foundation Fellowship, the American Ophthalmological Society-Knapp Testimonial Fund Fellowship, the first Claes Dohlman Society Award, and the Achievement, Secretariat and Senior Achievement Awards from the American Academy of Ophthalmology; the R. Townley Paton Award from the Eye Bank Association of American; and the Asia Cornea Foundation Medal Award.

In addition to his busy clinical practice, Dr. Aldave directs the Corneal Genetics Laboratory at the Stein Eye Institute, which is focused elucidating the molecular genetic basis of the corneal dystrophies and developing novel gene- and cell-based therapies. Recognized as a leader in his chosen field of scientific investigation, Dr. Aldave has authored over 170 peer-reviewed scientific publications, given 500 scientific presentations at local, national and international meetings and serves as a scientific reviewer for 20 ophthalmology and genetics journals.



President's Guest



Uday Devgan

Uday Devgan is ranked as the number 1 eye surgeon in California and number 2 in the USA (out of more than 15,000 ophthalmologists). He is in private practice, specializing in cataract and refractive surgery, at Devgan Eye Surgery in Los Angeles and a full partner at Specialty Surgical Center in Beverly Hills, California. He is honored to have performed cataract surgery for more than 70 fellow eye surgeons and he knows that this personal recognition from your peers is far more important than a celebrity endorsement. Patients from all over the USA (and from other countries) fly to Los Angeles to have their cataract surgery with Devgan. A leading eye surgery journal deemed Uday Devgan MD as 1 of the top 25 leaders in ophthalmology of the last 25 years. He has been honored as 1 of the World's Top 100 influential leaders by The Ophthalmologist. Devgan is also passionate about teaching ocular surgery, particularly cataract surgery, to the next generation of ophthalmologists. He has previously served as full clinical Professor of Ophthalmology at the Jules Stein Eye Institute at the UCLA School of Medicine as well as Chief of Ophthalmology at Olive View-UCLA Medical Center and has been actively involved in resident surgical teaching for over two decades. Devgan is humbled to have won the most Surgical Professor Teaching Awards (5x) in the history of UCLA Ophthalmology. He continues to mentor former residents after the culmination of their training and is proud to say that he has directly mentored nearly 200 residents over the course of thousands of ocular surgeries. Uday has been involved in consulting with many ophthalmic companies over the course of the past two decades and has participated in designing instruments, developing surgical platforms, evolving surgical techniques, and innovating new technologies. He has been named one of the top key opinion leaders in ophthalmology and he has taught ocular surgery in more than 60 countries to tens of thousands of fellow ophthalmologists. Devgan runs CataractCoach.com which has 2,000 teaching videos/articles and boasts 56,000 subscribers with more than 20 million views. He also developed an entire curriculum series, a free cataract surgery book, and now the top podcast in ophthalmology. He writes regular columns in multiple ophthalmic journals and his Back to Basics monthly feature in the journal Ocular Surgery News about the fundamentals of ophthalmic surgery has been distributed to 80,000 ophthalmologists worldwide for more than fifteen years. Devgan is a leader in ophthalmic consulting and lecturing services for organizations and industry, and has performed live surgery events at many major ophthalmic meetings. If you would like to invite Devgan to speak at your meeting, please use the contact page. In addition, his charity surgical mission trips have taken him around the globe. Most recently he has started a revolutionary bio-mathematical company (IOLcalc.com), helped develop an innovative truly accommodating lens implant (LensGen.com), and is involved with fully robotic cataract surgery (Horizon Surgical).





International Guests



A. R. Raghu Ram (United Kingdom)

Consultant Ophthalmologist, Cwm Taff Morgannwg University Health Board; Honorary Clinical Tutor, University Hospital Wales, Cardiff; Consultant Ophthalmologist, Spire Hospital, Cardiff; Consultant Ophthalmologist, Nuffield Hospitals, Cardiff

Clinical Role: Lead Clinician for Diabetes and Medical Retina

Management: Clinical Director Head and Neck Services since May 2008- June 2012; College Examiner for Part II, Part III and Exit assessment since 2004; Clinical Audit and Governance lead for Ophthalmology in the Trust 2004-2007; Wales representative for National Ophthalmic Database (NOD), Royal College of Ophthalmologist, Nov 2014.

Afroze Ahmed (South Africa)

Afroze Ahmed is an Ophthalmologist with a special interest in cornea, refractive surgery, complex cataract surgery and paediatric ophthalmology. Ahmed is a fellow of the South African College of Ophthalmologists. She has completed her Bachelor of Medicine and Bachelor of Surgery at the University of the Witwatersrand. After her internship, she did a rural year of community service at St. Apollinaris Hospital, a missionary hospital near the Underberg Mountains servicing the rural communities in KwaZulu Natal and Eastern Cape. Ahmed completed part 1 of her specialist training while serving the community and undertook a microsurgical course that is accredited by the Royal College of Surgeons of Edinburgh. During this time she published two articles in the SAMJ and SAOJ.





Anshu Arundhati (Singapore)

Arundhati Anshu graduated from SCB Medical College, Utkal University, India in 1997 and was awarded Honours and Gold Medal in General Surgery, Pharmacology and Pathology. She did her Masters in Surgery (Ophthalmology) from Utkal University and became a Member of Royal College of Edinburgh in 2002. She was awarded the Master of Medicine by National University of Singapore (NUS) in 2003. Anshu became a Fellow of the Royal College of Surgeons of Edinburgh in 2008. Thereafter she went on to do sub-specialized fellowship training in Cornea, External Disease and Refractive Surgery from Singapore National Eye Centre and Price Vision Group, Indianapolis, Indiana, USA.



Deepak P Edward (USA)

Deepak P Edward, M.D. FACS, FARVO. is Vice-Chair, Education, Professor of Ophthalmology and Pathology at the Eye and Ear Infirmary at the UIC College of Medicine, Chicago, Illinois, USA. Edward is glaucoma specialist who maintains a busy glaucoma practice. He is an innovative educator and has lectured globally at many institutions and meetings. He has over 270 peer reviewed publications and has edited a textbook on glaucoma. He has received the AAO Senior Achievement Award and was the AAO Zimmerman Lecture.

Edward is a member of AAO, American Glaucoma Society, Verhoeff-Zimmerman Society, and the American Ophthalmological Society.





Erick D. Bothun (USA)

Erick D. Bothun, M.D. is a pediatric ophthalmologist with expertise in pediatric cataract or lens abnormalities and strabismus. Bothun completed training at the University of Minnesota and fellowship at the University of Michigan. His clinical expertise, research interests and over 100 manuscript efforts include the surgical care of anterior segment anomalies and complex strabismus. Bothun is recognized as a principal investigator and author for multiple national multicenter studies, including Infant Aphakia Treatment Study, the Toddler Aphakia and Pseudophakia Study, and the PEDIG cataract registry. His current and past leadership roles include Mayo Clinic Department of Ophthalmology Quality Chair, president of the Minnesota Academy of Ophthalmology and board member for the American Association for Pediatric Ophthalmology and Strabismus. Bothun shares his expertise through international service and education endeavors, racking up almost a year's worth of time in India alone, and previously served as Chair of the International Committee for the American Association for Pediatric Ophthalmology and Strabismus.



Essam ElToukhy (Egypt)

Essam ElToukhy is a full Professor and Head of the Oculoplasty Service at Cairo University Hospitals. He was trained in Cleveland and New York. He published 7 books and shared in 11 books and many peer reviewed publications in major journals. He lectured, ran courses and operated in oculoplasty in 30 countries and trained hundreds of trainees over 24 years. He is an examiner for the Royal College of Ophthalmologists, The Arab Board of Ophthalmology, The Egyptian Fellowship of Ophthalmology, Cairo University and several other universities and associations. He received several international and regional awards. He serves as Advisor on trachoma to the WHO. He organizes a yearly "Oculoplasty from A-Z" course for residents and fellows from around the world since 2006. He is running a busy oculoplasty practice in Cairo.





Ferdous Akhter Jolly (Bangladesh)

Present Position:

- Professor, Ophthalmology, BIRDEM General Hospital and Ibrahim Medical College, Shahbag, Dhaka-1000.
- Consultant, Harun Eye Foundation Hospital, Dhanmondi, Dhaka.

Working Experience:

- Has long time experience in teaching of undergraduate and postgraduate students
- Well-known as an efficient cataract (Phacoemulsification and SICS) surgeon, can manage all types of complicated cataract
- Started Retinopathy of Prematurity (ROP) screening and management at BIRDEM Hospital in 2010
- Trained in Medical Retina and LASER
- Trained in refractive surgery at Trenetrilaya, Kolkata, India



Francesco Quaranta Leoni (Italy)

Medical Director, Oftalmoplastica Roma - Adjunct Professor of Ophthalmology, Universities of Pavia and Ferrara, Italy.

He attended a two-year Fellowship in Oculoplastic Surgery at Moorfields Eye Hospital - London. In 2014, he received the ASOPRS Merrill Reeh Pathology Award.

Past President of ESOPRS and SICOP; Member of ASOPRS, ITEDS, AAO; Advisor for Oculoplastic Surgery of the Italian Ophthalmological Association; Member of the Editorial Board of Orbit Journal; Editor of Oculoplastic, Lacrimal and Orbital Surgery: The ESOPRS Textbook - Springer, 2024. He lectures worldwide on oculoplastic surgery and has a commitment to teaching, training ophthalmic doctors at post residency level.





Gangadhara Sundar (Singapore)

Ganga is part of the core faculty of the Department of Ophthalmology and heads the Orbit & Oculofacial Surgery Service at the National University Hospital (NUH). He specialises in the diseases and surgery of the eyelids, lacrimal system, orbit and oculofacial diseases. Some of his special interests include minimally invasive surgery (eg. endoluminal duct recanalisation (EL), complex orbital trauma reconstructions (navigation surgery, bioresorbable implants and customized implants), medical and surgical rehabilitation of thyroid eye disease, and vascular lesions of the orbit. Ganga has won many awards for his work, including the American Academy of Ophthalmology Achievement Award, Asia Pacific Academy of Ophthalmology Senior Achievement Award and Ocular Trauma Excellence Award.



Gerald R. Schultz (USA)

Gerald R. Schultz, MD is an Associate Clinical Professor at Loma Linda University School of Medicine, Director of The Schultz Eye Clinic and Chief of Ophthalmology at Desert Regional Medical Center, a major trauma hospital. Schultz has a special interest in ophthalmic genetics and anterior segment disease and surgery, subjects in which he has authored or co-authored journal articles and chapters in books. For the past 38 years he has been a frequent visitor to India where he has lectured and conducted courses on his subjects of interest at the All India Ophthalmology Society annual conferences, the Aravind Eye Hospitals, and at several medical centers and ophthalmology conferences in Mumbai. Schultz delivered a named lecture at the Sankara Nethralya Eye Institute in Chennai. He also lectures at the Fyodorov Eye Institute in Moscow and was a visiting professor at Chula Longkorn Medical Center in Bangkok and at Hebrew University in Jerusalem. He is a recipient of the Gold Medal from the Bombay Ophthalmologists' Association and the International Academy for Advances in Ophthalmology. Schultz is a Life Member of the All India Ophthalmological Society and is a Fellow of the American College of Surgeons, the American Academy of Ophthalmology and the Royal College of Ophthalmologists.



International Guests





Germán R. Bianchi (Argentina)

Chairman of Anterior Segment Surgery and Chief of the Corneal Transplant Department at Clinica Nano, Buenos Aires – Argentina. Professor of Ophthalmology at University of Buenos Aires. Member of the ASCRS, ESCRS, Argentinian Council of Ophthalmology, Argentinian; Society of Ophthalmology, ARVO and AIVO (International affiliate chapter of ARVO). Studied medicine at the National University of Cordoba (Argentina) and, from 1994 to 1997. He performed his ophthalmology residency at Nano Eye Clinic (Buenos Aires, Argentina). As part of his training, he was in 1997 at Moorfields Eye Hospital (United Kingdom), with David Gartry and at King Edward VII Hospital, in Windsor with Jack Kanski. In 2000 he obtained his ophthalmology degree at the Universidad del Salvador (Buenos Aires, Argentina). To date, he has been a speaker at more than one hundred national and international congresses. **Research area:** specific interest in surgical techniques, intraocular lenses, new surgical devices, medical equipment, and ophthalmic biomaterials. Mainly performs clinical and translational research activities. Scientific reviewer of different prestigious international medical journals, he is also the author of numerous peer-reviewed scientific papers published in prestigious Argentine and international journals. He also writes for newspapers and magazines aimed at the general public on topics related to eye health and prevention.



Hazem Yassin (Egypt)

Hazem Yassin is affiliated to Management, Modern Sciences and Arts University. Hazem Yassin is currently providing services as professor. Hazem Yassin has authored and co-authored multiple peer-reviewed scientific papers and presented works at many national and International conferences. Hazem Yassin contributions have acclaimed recognition from honourable subject experts around the world. Hazem Yassin is actively associated with different societies and academies. Hazem Yassin academic career is decorated with several reputed awards and funding. Hazem Yassin research interests include Management.





Helena Prior Filipe (Portugal)

Helena Prior Filipe is a Consultant Ophthalmic Surgeon at the Hospital Egas Moniz, West Lisbon Hospitals Center (Portuguese NHS) and IRL. She is a Fellow of the Society for Academic Continuing Medical Education and of the Association for Medical Education in Europe. With a Masters' degree in Medical Education by the Portuguese Catholic University in Lisbon, Helena currently serves at the Department of Medical Education, Faculty of Medicine, University of Lisbon and at the Center for Interdisciplinary Investigation of Egas Moniz, Portugal. She has been engaged in Medical Education, serving several committees of Continuing Medical Education and Professional Development, such as those of the International Council of Ophthalmology, Ophthalmic Foundation, Global Alliance for Medical Education, College of Ophthalmology of the Portuguese Medical Council, and of the Association for Research in Vision and Ophthalmology.



International Guests



Jodhbir Mehta (Singapore)

Jodhbir Mehta is Executive Director of the Singapore Eye Research Institute (SERI), Distinguished Professor, Corneal & External Eye Disease and Refractive Department at Singapore National Eye Centre (SNEC). Mehta has won 66 prestigious awards nationally and internationally for his clinical and research work, including AAO Senior Achievement Award 2017, Coster Lecture from the Australian Corneal Society 2018, Charles Tillett Lecture (Fuchs Society, USA) 2020, Casebeer Award (ISRS, AAO) 2020, APAO Senior Achievement Award 2023, The David Easty Lecture, Bowman Club, UK 2023 and ACE Award, APACRS 2023. He was also awarded the APAO Nakajima Award in 2013. Mehta has been recognised as one of the most influential people in the world of ophthalmology both by featuring in the Ophthalmologist's Power List, Asia-Pacific Power List and also the top 2% of scientist in Ophthalmology by Elsevier.



Jon Peiter Saunte (Denmark)

Jon Peiter Saunte, MD, Copenhagen, Denmark
Jon Peiter Saunte is third generation ophthalmologist, and grew up in Norway, Denmark, and Florida. After military training in Norway, he studied medicine at the University of Copenhagen in Denmark. In 1993 he visited India for the first time as a medical student to observe at a hospital in Kotagiri Hill station by Ooty in Tamil Nadu, and there met with the inspiring ophthalmologist Nalini Tilak who made him choose ophthalmology. After achieving his medical degree in 1996, he specialised in ophthalmology after training in neurosurgery. He further specialised in strabismus, neuroophthalmology, pediatric ophthalmology and orbital surgery. In 2013 he specialised in advanced strabismus surgery at MAYO Clinic, Rochester, USA with Prof Jonathan Holmes as mentor. Current head of Strabismus Team at Ophth. Dept at Copenhagen University Hospital Rigshospitalet - Glostrup in Copenhagen, Denmark. Former Board member and Chair of Committee in IPOSC. Holds US, EU and China patent for the medical device "SquintScope" – which enables successful eye examination and OCT in small children.



Marta Calatayud (UAE)

Ophthalmologist with more than 25 year experience in cornea, ocular surface, and cataract surgery. Able to perform any kind of corneal transplantation, including DSAEK, DMEK, PK and DALK. Wide experience in amniotic membrane transplantation, cataract surgery, and any type of ocular surface restoration. Internationally traveled and culturally sensitive. Able to work in English, Spanish and basic French, Italian and basic Arabic. Self-motivated hard-working individual. Especially interested in keratoconus, a very prevalent disease in the Middle East, where I currently carry out my professional activity.

International Guests





Miguel Morcillo (UAE)

Miguel Morcillo is a Consultant Ophthalmologist specializing in Cornea, Cataract and Refractive Surgery (Laser Vision Correction, Phakic IOLs and Premium IOLs (multifocal and EDOF) at Moorfields Eye Hospital Dubai. Miguel holds a Spanish Degree in Medicine from the Universitat de Valencia. He completed his Residency in Ophthalmology under the MIR (Medico Interno Residente) system of the Spanish Ministry of Health. He has more than 25 years of experience, most of which was attained in Spain and Italy, and finally he moved to the UAE in 2017. Miguel started his career working with Clinica Baviera, the largest private ophthalmology group in Europe, in Madrid and Valencia. He helped develop many of the refractive treatments offered today, such as LASIK, LASEK, phakic and multifocal IOLs. He has been a member of "Surgical Eye Expeditions (SEE International)" since 1999, an American non-government organization that runs charity surgical eye camps worldwide. He has worked in several countries of Africa, Peru, Panama, and India. His research efforts include topics such as Ultrathin LASIK, Keratoconus screening, ICLs, multifocal IOLs, EDOF IOLs, IPCL among others.



International Guests



Mohamed Mahdy (Egypt)

Professor of Ophthalmology; Head of Glaucoma & Cataract Unit ; Post graduate education program director , Ophthalmic Dept, Faculty of Medicine, Al-Azhar University, Cairo- Egypt ; Senior Consultant, Cataract, Glaucoma & Refractive Surgery; Founder and Co-Chairman of Nile Eye Center for Lasik & Eye Surgeries. A graduate of Al-Azhar university then got a master degree in ophthalmology from Al-Azhar University, then in 1999 A fellowship in Glaucoma for 2 years in The Academic medical center (AMC), Amsterdam University, the Netherlands. Followed by Doctorate and PhD in Ophthalmology in the year 2002. Was a senior consultant, head of Department at MOH Alrustaq Hospital south batinah , Sultanate of Oman from 2007 till September 2011. A member of Ascrs, ESCRS, AAO and EGS, ESORS, ESG, EOS. Master degree and PhD thesis was in early detection of glaucoma in addition to Most of research papers as well.





Muhammad Moniruzzaman

(Bangladesh)

Muhammad Moniruzzaman has completed his MBBS degree and has also achieved the FCPS, FACS, and FSIO certifications. He completed his fellowship in vitreo-retina surgery at the Sankar Foundation Eye Institute in India. He has also completed a residency in vitreoretinal surgery at the National Institute of Ophthalmology & Hospital and Khulna Medical College Hospital. He is a member of several professional organizations, including the Ophthalmological Society of Bangladesh, Bangladesh Vitreo Retina Society, and Asia Pacific Ocular Trauma Society.



Nuzhat Choudhury (Bangladesh)

Nuzhat Choudhury is Professor of Vitreo-Retina at the Department of Ophthalmology of Bangabandhu Sheikh Mujib Medical University. She obtained her MBBS from Mymensingh Medical College and subsequently did MS in Ophthalmology from Bangabandhu Sheikh Mujib Medical University. She has done her long term Fellowship in Vitreo-Retina of Ispahani Islamia Eye Institute & Hospital, Bangladesh and LV Prasad Eye Institute, India. She has taken further training in ROP screening and treatment from LVPEI, India. She has 46 publications in reputed international and national ophthalmic journals and has given 103 scientific talks across the globe till date. Choudhury is ex-treasurer of Ophthalmological Society of Bangladesh (OSB) and the Vice-President of Bangladesh Vitreo-Retina Society (BVRS). Nuzhat Choudhury is one of the founding members of 'Women Ophthalmologist Worldwide (WOW)' which is a global platform of Women Ophthalmologists connecting Women Ophthalmologists from different countries around the world. She has received several recognitions for her scientific research including the prestigious 'A.Q.S.M. Harun Memorial Award' from Ophthalmological Society of Bangladesh.



International Guests





Pankaj K Agarwal (United Kingdom)

MBBS, DO, FRCSEd, FRCOphth, FRCS (Glasg); Consultant Ophthalmologist; Honorary Senior Clinical Lecturer, University of Edinburgh, UK; Training Programme Director, Ophthalmology, Scotland, South-East. Pankaj Agarwal is a Consultant Ophthalmologist specializing in Glaucoma. He graduated from University of Calcutta, India in 1996 and completed Diploma in Ophthalmology in Regional Institute of Ophthalmology (Kolkata) in 2001. He then completed ophthalmology training fellowship in West of Scotland and then appointed as Consultant in Edinburgh, United Kingdom. He is led the glaucoma service in NHS Lothian from 2012-2020 and is the Training Programme Director for the ophthalmology in South-East Scotland. He was a member of SIGN glaucoma Guideline Group. He is a principal investigator in many international researches such as EAGLE and TAGS. He was a co-researcher of the University of Edinburgh group who developed SVOP device of visual field testing in Glaucoma Patient. He has published extensively and lectured throughout UK and rest of the world. He is a member of the Clinical Advisory group of the Glaucoma, UK.



International Guests



Paul G Ursell (United Kingdom)

MBBS MD FRCOphth
President UKISCRS
Honorary Senior Lecturer, University of London
Consultant Ophthalmic Surgeon, NHS

Paul Ursell is the Current President of UKISCRS, the Ophthalmic advisor to the Royal Marsden Hospital and Development Unit, RCOphth lead for Dementia, UK representative to the EU (UEMS) and the European Board of Ophthalmology and sits on the International Committee of RCOphth. He has been an NHS consultant for over 20 years and has published widely on cataract surgery, IOLs and teaching.





Rajesh Khanna (USA)

Rajesh Khanna, MD practices in Beverly Hills and surrounding areas of Los Angeles. He specializes in refractive surgery including Zeiss SMILE, Lasik, EVO ICL and Presbyopic Implants in Eye. He is skilled in Cosmetic Pterygium Surgeries. Keratoconus Eye Disease management is of special interest to him. He has performed Intacs and Cornea cross linking for over a decade. He has authored the popular book for consumers "Rejuvenate Aging Eyes- The Miracle of PIE", available on Amazon and Kindle, Khanna is also a voluntary Clinical Instructor at UCLA. He did his residency for KEM hospital, Mumbai. He did a second residency in Ophthalmology at SUNY Downstate, Brooklyn. He did a Fellowship in Cornea and Refractive Surgery from University of Cincinnati, Ohio. Khanna has received various accolades like Superdoctor by Los Angeles Times, Top Ophthalmologist by Consumer Research Council. He has been featured on the covers of various magazines. He is also a Medical columnist, Radio talk show host, and has his own Podcast. When not working he spends time hiking with his wife, two kids and two dogs. He also plays league field hockey.



Wilna Rautenbach

I am an ophthalmologist with a passion for cataract and refractive surgery and a commitment to professional development. I graduated with distinction in MBChB from the University of the Free State in 2010, earning accolades as the best first-year medical student in Health Policy and Service Delivery (2006) and achieving top marks in otorhinolaryngology and general surgery in my fourth year (2009).

My postgraduate journey includes certifications in ATLS, BLS, ACLS, and a Diploma in Ophthalmology (Dip Ophth SA) in 2014. I obtained Cum Laude in MMed Ophth from Stellenbosch in 2020. The Justin van Selm MEDAL was awarded to me for outstanding performance in the Fellowship examination of the College of Ophthalmologists of South Africa for 2020.





Sachin Kedar (USA)

Professor of Ophthalmology and Neurology, Cyrus H Stoner Professor of Ophthalmology, Vice Chair for Education, Emory University.

Experienced clinician-educator with expertise in neurology, ophthalmology, electrophysiology, medical education and translational research. Demonstrated history of work in healthcare, higher education and clinical research. Strong professional with leadership roles in regional, national and international organizations.



International Guests



Sandeep Grover (USA)

Sandeep Grover is an ophthalmologist in Jacksonville, FL and is affiliated with multiple hospitals in the area, including UF Health Hospital and UF Health Jacksonville. He received his medical degree from Pt. B.D. Sharma Post-grad Institute of Medical Science and has been in practice 32 years. He specializes in medical retina including inherited retinal diseases and neuroophthalmology.





Saurabh Jain (United Kingdom)

Saurabh Jain is a Consultant Ophthalmic Surgeon and Clinical Director of services at the Royal Free London NHS Foundation Trust. As a leading eye specialist in London, his private practice is based mainly at the The Portland Hospital for Women and children and at the Lyndhurst rooms at the Royal Free Hospital. With a wealth of experience performing eye surgery in London, he has special expertise in all aspects of paediatric ophthalmology, squints, general ophthalmology and cataract surgery.

Mr. Jain also leads the adult strabismus and botulinum toxin service at the Royal Free and carries out cataract surgery and outreach clinics at Barnet, Edgware and Whittington hospitals. His work includes clinical work, training junior surgeons and allied clinical professionals, research and educational activities as the college tutor.



Shams Mohammed Noman (Bangladesh)

QUALIFICATIONS: FCPS.MCPS.FICO.DCO.MBBS Fellowship-GLAUCOMA LVPEI INDIA Fellowship in Glaucoma, Yale New Haven Hospital, Yale University, Connecticut, USA.

Members and Responsibilities

- Council Member SAARC Academy of Ophthalmology
- Life Member-Asia Pacific Glaucoma Society
- Member-APACRS.APOTS
- Member Secretary- Bangladesh Ophthalmic Research Forum
- EC Member-Ophthalmological Society of Bangladesh
- Life Member-Bangladesh Academy of Ophthalmology and Ophthalmological Society of Bangladesh
- Present joint secretary-Ophthalmological society of Bangladesh
- General Secretary-Ophthalmological Society of Bangladesh. Chittagong
- Director-Bangladesh eye hospital





Md. Sharfuddin Ahmed (Bangladesh)

Md. Sharfuddin Ahmed is a well-respected professor born into a Muslim family on October 7th, 1956, in Gopalganj, Bangladesh. He has over 38 years of teaching experience and has served as a registrar, resident surgeon, assistant professor, associate professor, and professor at various hospitals and medical colleges. He has been appointed to various national and international bodies and organizations and is a life member of the Bangladesh Medical Association (BMA) & Ophthalmology Society of Bangladesh (OSB). Ahmed is an accomplished ophthalmic surgeon who has performed over 100,000 cataract surgeries and 50,000 other operations. He has published over 100 original articles in various National & International Journals (Ophthalmology Related) recognized by BMDC in the last five years and authored eight books in both Bengali and English. He has received several awards and recognitions for his contributions, including the Distinguished Service Award from APAO, Korea, and the Prevention of Blindness of Bangladesh from APAO, Singapore. Ahmed is also an active social worker and has worked to improve public health consciousness, especially regarding eye health.



International Guests



SriniVas R. Sadda (USA)

SriniVas R. Sadda, MD, is the Director of Artificial Intelligence & Imaging Research at the Doheny Eye Institute, and Professor of Ophthalmology at the University of California– Los Angeles (UCLA) Geffen School of Medicine. He is the immediate past President of the Doheny Eye Institute. He received his MD from Johns Hopkins University, where he also completed ophthalmology residency and neuro-ophthalmology and medical retina fellowships (Wilmer Eye Institute).



Sudipto Bhatta (Scotland)

Sudipto Bhatta (FRCOphth, MS) is a Consultant Ophthalmologist in Aberdeen Royal Infirmary, NHS Scotland, United Kingdom. He has previously worked as a Consultant in Hull and East Yorkshire NHS Teaching Hospitals, UK. After completing his postgraduation from the Regional Institute of Ophthalmology, Kolkata and receiving the Gold Medal that year for securing the order of merit in the Calcutta University in 2003 he moved to the UK where he trained as a Registrar in the Sheffield Teaching Hospitals followed by an advanced subspecialty training in Glaucoma in the St James's University Hospital, Leeds, UK. Bhatta has a special interest in treatments of acute angle closure glaucoma, laser therapies and microinvasive glaucoma surgeries (MIGS). He was the consultant co-lead of the team who received the International Glaucoma Association award in the United Kingdom for the best glaucoma unit in 2016. Presently Bhatta is the Training Programme Director in Ophthalmology in Scotland North and has been previously appointed as the Royal College Tutor during his tenure in Hull. He takes a keen interest in education and training for both undergraduate and postgraduate training programmes and is affiliated as an Honorary Senior Lecturer in Aberdeen University, UK.



Ciku (Wanjiku) Mathenge (Rwanda)

Consultant Ophthalmologist and Director of Training Rwanda International Institute of Ophthalmology Professor of Ophthalmology at the University of Rwanda, Rwanda After medical school and ophthalmology studies at the University of Nairobi, Ciku worked in a rural eye clinic in Kenya for 10 years before relocating to Rwanda in 2009 to become the Head of Ophthalmology Department at the Kigali Health Institute (University of Rwanda). She was appointed as Professor of Ophthalmology in 2016. Ciku, a consultant ophthalmologist with medical retina subspecialty, is a co-founder and Director of Training and Research at the Rwanda International Institute of Ophthalmology (RIIO). RIIO offers community services, conducts research and trains ophthalmic workers including the first Ophthalmology residency program in Rwanda.





Yajati Ghosh (United Kingdom)

I am a Consultant in Ophthalmology in Birmingham and Midland Eye Centre, providing general ophthalmology and oculoplastic services. I am the Lead Clinician for Oculoplastics and Ophthalmic Theatres and an Executive member of the Capital Equipment Committee of my Trust. Having studied medicine in Calcutta University, I did my basic Ophthalmology training in Calcutta National Medical College and Hospital. Thereafter I did my ophthalmology house jobs in the North of England rotations. I have completed Specialist Registrar training with a Subspeciality Training in Oculoplastic surgery from the West Midlands Deanery and Fellowship in Manchester. I have performed over 5000 cataract surgery and more than 2000 lid procedures, including about 200 posterior approach Ptoisis corrections. I have published over 30 papers in peer-reviewed journals and presented widely in national and international meetings. I have consistently audited topics of local and national importance. I am the Educational Supervisor and Clinical Supervisor for Ophthalmic Trainees and also involved in local and National recruitment of Medical Graduates and Ophthalmic trainees and have been nominated for the Trainer of the year award this year. I am an Examiner for the FRCS Ophthalmology exams for the Royal College of Physicians and Surgeons of Glasgow. I am a keen cricketer and table tennis player. I enjoy good food and like to think that I am a good cook!



International Guests



Florian Sutter (Switzerland)

PD Dr. med. Florian Sutter is the director of Augenklinik Herisau Appenzell in Switzerland and a senior lecturer at Zurich University Ophthalmology Department. Apart from being medical retina specialist (fellowship at Sydney Eye Hospital, Australia) he has specialised in anterior segment surgery and has a special interest in the development and technology of intraocular lenses.



Invited International societies @ AIOC 2024, Kolkata





Asia Pacific academy of cataract & refractive surgeons (APACRS)



Soon-Phaik CHEE

Soon-Phaik CHEE, MD, is a senior consultant and partner of Eye & Retina Surgeons. She is currently a Visiting Consultant to Singapore National Eye Center and National University Hospital and also holds the position of Adjunct Professor at both the Department of Ophthalmology, Yong Loo Lin School of Medicine, National University of Singapore and at the Duke NUS Medical School. In addition, Prof Chee also serves as an Adjunct Clinician Scientist at the Singapore Eye Research Institute. She has authored over 270 peer reviewed scientific papers and many book chapters both in complex cataract and uveitis. She serves as a member of several editorial boards and has been the President of the Asia-Pacific Intraocular Inflammation Study Group since 2013 and is the Chair of International Council of the International Ocular Inflammation Society since 2023. She has delivered several named lectures in uveitis and cataract, and won medals for her surgeries. Furthermore, she has trained many international, regional and local fellows in Uveitis and Cataract over the years.

Ronald Yeoh

Ron Yeoh is Clinical Associate Professor at Duke-NUS Graduate Medical School and Singapore National Eye Centre and is a founding partner of Eye & Retina Surgeons Singapore.

He has been active for many years in teaching the finer points of phacoemulsification, FLACS, the use of intraoperative OCT and advanced technology lens implantation. To this day he has been teaching residents phacoemulsification on a weekly basis. An avid educational film maker, he has garnered 20 international film festival awards at all the major cataract & refractive society meetings.

He is a Past-President of the Asia-Pacific Association of Cataract & Refractive Surgeons (APACRS) and is scientific committee chairman for APACRS annual meetings. He is President-Elect of the International Intraocular Implant Club (IIIC) and will assume the Presidency in 2024.





Asia Pacific Academy of Ophthalmology (APAO)



Astrianda Suryono

Consultant Ophthalmologist, Teaching Staff, Department of Ophthalmology, Faculty of Medicine University of Indonesia- Cipto Mangunkusumo Hospital, Jakarta INDONESIA - (2009- present)

Clinical Fellow (Glaucoma) Ophthalmologist, Department of Ophthalmology NUHS, National University Hospital, Singapore, SINGAPORE – (2010-2012)

Ophthalmologist, Cataract Charity Program, a collaboration of Indonesian Ophthalmologists Association (IOA) with various NGO - (2009- present)

Medical Staff , Government employee in Ministry of Health of The Republic of Indonesia - (Dec 2014-present)

Ava Hossain

Ava Hossain is Director cum Chief Consultant at OSB Eye Hospital, Dhaka. She has 43 years' experience in postgraduate and undergraduate teaching in Bangladesh. She is the President, APAO. She is the first ever woman President in its 64 years of journey. She was also President of SAARC Academy of Ophthalmology and Ophthalmological Society of Bangladesh (OSB). She was recognized as the top 100 influential women ophthalmologists of the world by The Ophthalmologist power list 2021 and was included in the 100 most influential Ophthalmologists by the Asia Pacific Journal of Ophthalmology in 2022 . Hossain is the recipient of many prestigious International and national Awards, namely APAO Distinguished Service Award, APAO Arthur Lim Award, APAO Achievement Award, the highest award of South Asian Academy of Ophthalmology-Agarwal, Malik, Raja Mumtaz, Matin SAO Founder's award, Alim Memorial Gold Medal, and Life Time Achievement Award of Ophthalmological Society of Bangladesh .



International Societies





Asia Pacific Academy of Ophthalmology (APAO)



Kenneth Fong

Current position: Managing Director; Consultant Ophthalmologist and Vitreoretinal Surgeon, OasisEye Specialists, Malaysia (oasiseye.my)

National and international positions of responsibility: Associate Professor, University of Malaya (2009-2012); Honorary Secretary, Malaysian Society of Ophthalmology (2013-2017); President, Malaysian Society of Ophthalmology (2017-2021) Council Member, APVRS (2015 – present); Council Member, APAO (2017 – present); Treasurer, APAO (2023-2025) APVRS Congress President 2017; APAO Congress President 2023; Co-founder and Treasurer, Sub-threshold Ophthalmic Laser Society (SOLS) Examiner and Part 2 international Sub-committee, Royal College of Ophthalmologists (UK)

Awards

APAO Distinguished Service Award; APAO Achievement Award
APJO Top 100 Ophthalmologists in Asia Pacific

Mingguang He

Mingguang He is the Chair Professor of Experimental Ophthalmology at The Hong Kong Polytechnic University. Before joining PolyU, He was a NHMRC Leadership Fellow and Professor of Ophthalmic Epidemiology in The University of Melbourne and Centre for Eye Research Australia. He founded and served as the first president of the Asia Pacific Tele-Ophthalmology Society and was a founding council member of the Asia Pacific Myopia Society and Deputy Secretary-General for the Asia Pacific Academy of Ophthalmology. He is currently the deputy Editor-in-Chief of the British Journal of Ophthalmology.





Asia Pacific Academy of Ophthalmology (APAO)



Mohamad Sidik

Mohamad Sidik is the faculty staff at the Dept. of Ophthalmology, Faculty of Medicine, Universitas Indonesia since 1994. Graduated as ophthalmologist in 1993 and then had fellowship program in the field of Neuro-ophthalmology at Universitas Augenklinik, University of Vienna, Austria in 1993. He became head of Department of Ophthalmology in the year 2004 – 2008. In Asia Pacific region, he acted as Indonesian Regional Secretary for APAO on the year 2010 – 2016. Now, he is councilor member of Asia Neuro-Ophthalmology Society since 2003 and Chairman of The 7th Asia Neuro-Ophthalmology Society Meeting that was held in Bali in the year 2013.

Starting from 2016, he became the President of Indonesian Ophthalmologists Association (Perdami) in the period of 2016 - 2022. Mohamad Sidik is the President of the 39th APAO Congress in Bali.





Asia Pacific Strabismus and Pediatric Ophthalmology Society (APSPOS)



Deepa Taranath

Deepa Taranath is a highly accomplished paediatric ophthalmologist and eye surgeon, specializing in the field of strabismus, paediatric and general ophthalmology, and cataract surgery.

Taranath obtained her medical degree from MAHE University in India, followed by specialised training in ophthalmology at Rajiv Gandhi University. She subsequently completed a prestigious fellowship in paediatric ophthalmology at Westmead children's Hospital in Sydney, formerly known as the Royal Alexana Hospital for children.

Ng Wei Yan

Ng Wei Yan is a Consultant Ophthalmologist specialised in Paediatric Ophthalmology and Adult Strabismus. Ng earned his medical degree at the Yong Loo Lin School of Medicine, National University of Singapore in 2010, obtained his Ophthalmology specialist accreditation in 2020 and completed an intensive fellowship in Paediatric and Adult Strabismus at the Singapore National Eye Centre in 2022. Beyond his clinical duties, Ng is a prolific researcher focusing on paediatric myopia and healthcare digital technologies and frequently shares his insights as an invited speaker at international conferences and meetings.





Asia Pacific Strabismus and Pediatric Ophthalmology Society (APSPoS)



Sonal Kaizad Farzavandi

Singapore National Eye Centre; Pediatric Ophthalmology and Strabismus Service; Senior Consultant MBBS(Bombay), MS(Bombay), DO(Ire), FRCS(Ed)

Sonal Farzavandi (Gandhi) is a Senior Consultant at the Pediatric Ophthalmology and Strabismus Department. She attained her MBBS degree from King Edward Memorial Hospital in Mumbai, India as a gold medallist. Sonal is the Past President of the International Pediatric Ophthalmology and Strabismus Council (IPOSC), Administrative Council member of the International Strabismological Association (ISA) and Council member of the Asia Pacific Society of Pediatric Ophthalmology and Strabismus (APSPoS). In addition, She has served for years on the organising committee as program co-ordinator for the Asia Pacific Academy of Ophthalmology and the World Congress of Ophthalmology.





Asia Pacific Strabismus and Pediatric Ophthalmology Society (APSPOS)



Chau Pham

University of Iowa is widely regarded as a national leader in ophthalmic care, research, and education. My desire to continue my educational work lead me to UI Hospitals & Clinics where I hope to maintain a busy and strong clinical practice while building on my work as a medical educator and contributor to scientific literature. I am honored for the opportunity to serve the clinical and educational needs of our community.

Harsha S. Reddy

Harsha S. Reddy, MD, Director of Oculoplastic and Reconstructive Surgery at NYEE and Physician Wellness Champion for Ophthalmology GME at Mount Sinai Health System. Reddy is an ophthalmic plastic surgeon specializing in correction of age-related changes in the eyelids and reconstruction after facial trauma and tumors. With a passion for teaching, research, and service, Reddy has written many peer reviewed articles, lectured at international scientific conferences, and led medical outreach in Nepal, Ethiopia, and India. He has received many teaching awards at NYEE and was a finalist for the 2014 Henry Bayliss Outstanding Thesis Award (ASOPRS). Reddy earned his medical degree at Harvard Medical School, completed an ophthalmology residency at the Doheny Eye Institute and an ASOPRS oculoplastic surgery fellowship at the University of Washington.





American Society of Ophthalmic Plastic and Reconstructive Surgery (ASOPRS)



Kyle J. Godfrey

Godfrey's clinical interests span the breadth of oculofacial plastic surgery. He is an expert in eyelid surgery, blepharoplasty, ptosis repair (opening eyelids), correction of eyelid malposition (entropion, ectropion, retraction), Asian blepharoplasty (double eyelid surgery), congenital ptosis and pediatric eyelid malposition, congenital birth defects, tumors and cancers of the eyelids, eyelid chalazion, reconstruction of the eyelids after trauma or Mohs surgery for cancer, orbital tumors, thyroid eye disease (Graves Disease), bulging eyes, orbital decompression, orbital fractures, surgical management of intracranial hypertension (optic nerve sheath fenestration), probing and surgery for tearing or lacrimal outflow obstruction (endoscopic dacryocystorhinostomy), botulinum toxin injection (e.g., Botox, Dysport), and aesthetic surgery of the eyelids, eyebrows, and face.





Cornea Society (USA)



Audrey Rostov

Rostov is a cornea, cataract and refractive surgeon based in Seattle, Washington and Global Health Partner at HCP/Cureblindness. Rostov received her M.D. and completed her ophthalmology residency at Washington University in St. Louis, and then served as a Heed Fellow in cornea, anterior segment and refractive surgery with Richard Lindstrom in Minnesota. As past global medical director at SightLife, Rostov assisted with cornea and cataract surgeon education and training and eyebank development in LMIC. She participated in the initial US VISX clinical trials and is the first surgeon in the Pacific Northwest to perform the SMILE technique. Rostov was the first surgeon to perform and teach femtosecond laser keratoplasty in New Delhi, India. Rostov has received numerous awards including the Top 100 Power List for The Ophthalmologist Publication recognizing influential leaders in the world of ophthalmology 2023, 2020, Top 100 women in the Top 100 Power List in 2021, a senior achievement award from AAO and is a 2023 recipient of an alumni award from Washington University School of Medicine. She serves on several AAO and ASCRS committees. She is a complex cataract surgery CRST section editor, OSN cataract editorial board and is on numerous editorial review boards. She has delivered hundreds of national and international presentations and courses and created a curriculum for teaching keratoplasty techniques and post operative care in LMIC.

International Societies

Sonal Tuli

Had her education from : University of Florida (Master of Education) ; Bascom Palmer Eye Institute (Fellowship - Cornea and External Disease); Indiana University (Ophthalmology Residency) ; J.J. Group of Hospitals (M.S. Ophthalmology) ; Grant Medical College (M.B.B.S.) Awards & Honors : Society of Teaching Scholars ; Alpha Omega Alpha Honor Society.

Secretariat Award, AAO twice ; Achievement Award, AAO ; Exemplary Teacher every year for 8 years ; Teacher of the Year ; Star Recognition at the AAO Annual meeting for the top 10% of instruction courses at the meeting multiple years for multiple courses ; Who's Who in America.





Eye and Contact Lens Association (ECLA)



Takefumi Yamaguchi

Takefumi Yamaguchi, a clinician scientist, is currently Chair and Professor of Ophthalmology, Tokyo Dental College, Tokyo, Japan. He also holds senior academic appointments in the Ophthalmology Department at Keio University School of Medicine where he carries out his collaborative basic research. Yamaguchi obtained his MD in 2002 and his PhD in 2010, conducting research in the field of visual optics at Keio University School of Medicine. A major outcome of his research at that time was customized correction of spherical aberrations after cataract surgery. After becoming a corneal fellow at Tokyo Dental College in 2009, he developed a novel optical algorithm to calculate corneal higher-order aberration using anterior segment OCT and ray tracing software (IOVS 2011). He serves as an ARVO Program Committee Member in the Cornea Section between 2019 and 2021. He has served as the Editorial Board Member of Translational Vision Science & Technology since 2021 and Investigative Ophthalmology and Visual Science since 2023.

Vishal Jhanji

Vishal Jhanji completed his ophthalmology training from the prestigious All India Institute of Medical Sciences, New Delhi, India. He then undertook his specialist training in cornea, external eye diseases and refractive surgery in India and Melbourne and Australia. Jhanji has co-pioneered new techniques of endothelial corneal transplantation and has major publications to his credit in reputed international peer-reviewed journals. Jhanji serves on the editorial board of several journals including the British Journal of Ophthalmology, Scientific Reports, Medicine, PLoS One, Asia Pacific Journal of Ophthalmology and Journal of Mobile Technology in Medicine. He is also a member of the International Meetings Committee of the American Academy of Ophthalmology. Jhanji has published more than 300 papers in SCI international indexed peer reviewed journals, 2 books, and more than 15 book chapters.



International Societies





Eye and Contact Lens Association (ECLA)



Shizuka Koh

Shizuka Koh, MD, PhD is an Associate Professor of Innovative Visual Science at Osaka University Graduate School of Medicine, Osaka, Japan. After receiving her MD and PhD at Osaka University, she underwent postdoctoral research training at University of Rochester (Rochester, NY, USA). Koh has pursued quality of vision in corneal or ocular surface diseases and has research interests in visual function, eye, keratoconus, corneal diseases, and contact lens. Koh has published over 130 peer-reviewed articles as well as book chapters. Koh has received the Achievement Award from the American Academy of Ophthalmology (AAO).





Egyptian Ophthalmological Society (EOS)



Ahmed Awadein

Ahmed Awadein, MD, FRCS is a Professor of Ophthalmology at Cairo University. He received his doctorate degree from Cairo University in 2003 and his ophthalmology fellowship degree from the Royal College of Physicians and Surgeons of Glasgow in 2004. He acquired clinical fellowship training in Johns Hopkins Hospital in Maryland, USA in 2006, where he received an intensive medical and surgical hands-on training in the field of pediatric ophthalmology and strabismus. Ahmed Awadein is specialized in pediatric ophthalmology and strabismus and has performed over 15000 strabismus operations to date, including complex and recurrent cases. He has over 50 international publications in the field of pediatric ophthalmology and strabismus and has developed a computerized test to assist in the evaluation of patients with diplopia. He also participated as an instructor in various national and international conferences and is currently the secretary general of the Egyptian Association for Pediatric Ophthalmology and Strabismus (EAPOS), as well as a board member of the Egyptian Ophthalmological Society. The Egyptian Society for Ophthalmic Investigations, and the Egyptian Council for Ophthalmology Fellowship. Awadein is also the editor-in-chief of the Journal of the Egyptian Ophthalmological Society.

Khaled M. Mourad

- Professor Of Ophthalmology El Minia University, Egypt
- Head of Vitreoretinal unit at El Minia university, Egypt
- Vitreoretinal consultant at El Nour Eye Hospital & Dar El Oyoum eye hospitals, Cairo, Egypt
- Vitreoretinal consultant at Naser Institute from 2008
- Elected Board member of the Egyptian Society of Ophthalmology 2016 till now
- Former Retina Research fellow Emory University GA, USA



International Societies





Egyptian Ophthalmological Society (EOS)



Nihal Adel Hassan

Professor of Ophthalmology Cairo University

Board member Egyptian society of Ophthalmology

Board member Egyptian investigative society

Member of SIDUO and ISEV societies

Tarek Mamoun

Tarek Mamoun is the Professor of Ophthalmology, Ain Shams University since 2008 and scientific program organizer of the Ophthalmology Department, Ain Shams University. His subspecialties are Medical & Surgical Retina. He received doctor degree in Ophthalmology, Ain Shams University, Egypt in 1997. He serves as General Secretary of the AACO since 2010 till now. And he has organized and delivered lectures, courses and workshops on investigative ophthalmology both domestically and internationally. He has published over 25 scientific papers (both nationally and internationally) and is the author of the "Ophthalmology up to date" for undergraduates. In addition, he issued CD surgical atlas of Ophthalmology and established the website "eyescore.com" which is considered as the most patient educative website in Arabic and English languages.





World Glaucoma Association



Alan Robin

Alan L. Robin was the first executive vice president of the American Glaucoma Society from 2019-2023. He is a leader in the clinical management and scientific study of glaucoma. Robin holds joint Associate Professorships in Ophthalmology and in International Health at the Johns Hopkins University and is also a Professor at the University of Michigan. He has been also a Professor of Ophthalmology in the VA system. He was the co-director of the Glaucoma Service at the Greater Baltimore Medical Center and held an active private practice with offices in the Baltimore and southern Pennsylvania areas. He was the principal investigator and developed Nd:YAG laser iridotomy, responsible for the development of alpha-agonists for clinical use, and performed the first modern prevalence study in India. Robin has published over 270 peer-reviewed seminal articles on the use of lasers, drugs, and surgery for glaucoma treatments in addition to manuscripts on cost effectiveness and adherence. He is an honorary member of both the Indian Glaucoma Society and Nepalese.

Ané Mermoud

Glaucoma fellowship in Cape Town, Los Angeles, Vellore. Became professor in Jules Gonin Eye Hospital in Lausanne and developed the glaucoma department. Later in 2007 he developed the Swiss glaucoma center at Montchoisi Clinic in Lausanne. In 2015 was Founder and medical director of Swiss-Visio Network. Involved in glaucoma research with the development of the non-penetrating glaucoma surgery (deep sclerectomy 1994, and later the development of the EyeWatch system 2012, the first adjustable Drainage device for the surgical treatment of refractory glaucoma. Also the development of the first EDOF IOL (Lucidis) 2010. In Paralel, Mermoud has started the Visio for all foundation in 2001 and has been active in more than 20 countries in Asia and Africa to help in the rural development of ophthalmology. Mermoud is the father of 4 children and many glaucoma fellows.



International Societies





World Glaucoma Association



Leon AU

Leon graduated from the University of Nottingham in 1998 with an Ophthalmology prize of the year. He completed 8 years of general ophthalmology training in Nottingham and Manchester before undertaking separate subspecialty training fellowships in glaucoma, cornea and refractive surgery. In 2009 he was appointed as a dual speciality consultant in the Manchester Royal Eye Hospital specialising in both glaucoma and cornea. Leon's major area of expertise lies within the field of glaucoma surgical treatment. He is the first surgeon in the UK to adopt minimally invasive glaucoma surgery (MIGS) into his clinical practice and continues to be heavily involved in the innovative field of glaucoma surgery. Leon serves as a specialist advisor for the National Institute of Clinical Excellence (NICE), an executive board member for ISGS, and was amongst the founding class of surgeons worldwide to be awarded the Fellowship of Glaucoma Surgery by the International Society of Glaucoma Surgery in 2020.

Monisha Nongpiur

Monisha Nongpiur, MD PhD, is a Clinician Scientist and Principal Investigator at the Singapore National Eye Centre. She completed her undergraduate training at CMC Vellore, Ophthalmology Residency at the All India Institute of Medical Sciences (AIIMS), New Delhi, and PhD from the National University of Singapore. She balances both clinical and research related work in Glaucoma. She currently holds academic appointment at Duke-NUS Medical School, Singapore as Associate Professor, Ophthalmology and Visual Science; and is also a member of the World Glaucoma Association Education committee and the Communication and Technology committee. She has published over 125 peer reviewed manuscripts and her main clinical research interest is primary angle closure glaucoma. Her research is focused on a better understanding of the clinical course, risk factors/disease mechanisms, genetics, and also to develop risk assessment models for the condition.





World Glaucoma Association



Sanjay G. Asrani

Asrani is Professor of Ophthalmology at Duke University and Director of the Duke Eye Center of Cary and the Duke Glaucoma OCT Reading Center. Asrani is the recipient of numerous awards, including the Career Development Award from Research to Prevent Blindness, Inc, the Helen Keller Award from the American Glaucoma Society, the Senior Achievement and the Secretariat Awards from the American Academy of Ophthalmology. Asrani has over 90 peer reviewed publications and serves on the editorial board of Journal of Glaucoma, Advances in Therapy, and Ophthalmology and Therapeutics. He has developed a new glaucoma implant and a new software for OCT for glaucoma diagnosis

Shamira Perera

Prof Shamira Perera BSc FRCOphth FGS is a Senior Consultant Ophthalmologist in the Glaucoma Service and Clinical Director for Complex Anterior Segment Surgery in SNEC. At SERI he is the Head of Cataract surgery research and as the deputy director of the Med Tech office for SingHealth seeks to promote this promising area to other specialties and has disbursed >S\$6M for innovation.

Supported by competitive research grants totaling over S\$7.0M as PI, his core work has yielded 8 patents. A/Prof Perera has been an invited lecturer for over 110 conferences, written 5 book chapters and >160 peer reviewed publications.



International Societies





World Glaucoma Association



Steven L. Mansberger

Steven L. Mansberger, M.D., M.P.H. is the Chenoweth Chair and Director of Glaucoma Services at Legacy Devers Eye Institute in Portland, Oregon. Mansberger completed an ophthalmology residency at the University of California, San Diego, and a glaucoma fellowship at Devers Eye Institute. He also earned a Masters in Public Health degree (MPH-Biostatistics/Epidemiology) from Oregon Health Science University. His research interests include functional and structural testing in glaucoma, and general and ocular epidemiology. The National Institutes of Health (NIH) has funded his research continually over the last 20 years.





International Uveitis Study Group (IUSG)

Francesco Pichi



Francesco Pichi graduated summa cum laude from the Alma Mater Studiorum of the University of Bologna and went on to pursue his ophthalmology residency at the University of Milan under the mentorship of Prof Giovanni Staurenghi. He underwent a preceptorship in uveitis and ocular immunology at Bascom Palmer Eye Institute (University of Miami, USA). He has pursued a two years' fellowship with Carleen Lowder at Cole Eye Institute (Cleveland Clinic, USA) in uveitis and ocular inflammations and infections, before joining Cleveland Clinic Abu Dhabi. He has served as staff physician of retina and uveitis in Cleveland Clinic Abu Dhabi for 7 years, and as Ophthalmology Residency Program director for 2 years. He is Associate Professor of Ophthalmology at Case Western Reserve University and has to his credit more than 150 peer reviewed publications. Pichi He has authored 12 chapters in various text books and published a book on "Complications in uveitis". He was awarded for the best paper and best poster presentation at American Academy of Ophthalmology 2015 and 2017 and at International Ocular Inflammatory Society in 2019, and also received the International Ophthalmology Educational Award (2016), the International Scholar Award (2018) and the Achievement Award (2018) from AAO. He is a reviewer of various peer reviewed international ophthalmology journals and Section Editor for "International Ophthalmology".

Rupesh Agrawal

Associate Professor Rupesh Agrawal, MD, is a distinguished Senior Consultant Ophthalmologist and the esteemed Head of Research at the National Healthcare Group Eye Institute, located within the prestigious Tan Tock Seng Hospital in the vibrant city-state of Singapore. Additionally, he serves as the co-head of the Ocular Infections and Antimicrobials department at the globally recognized Singapore Eye Research Institute, solidifying his instrumental role in the advancement of ocular healthcare. Agrawal holds the esteemed position of Associate Professor at both the LKC School of Medicine and Duke-NUS Medical School in Singapore and a senior clinical lecturer at National University of Singapore. In acknowledgment of his dedication to education and mentorship, he has been appointed as the chairperson of the Research Talent Development Committee for Tan Tock Seng Hospital and serves as a co-lead for the Recruitment and Talent Development Program at the Academy of Clinician Scientists and Innovators at LKC School of Medicine. A luminary and visionary in the field of ophthalmology, Rupesh Agrawal's global impact is a testament to his unwavering dedication to advancing the frontiers of medical knowledge, patient care and community care and inspiring the youth in the community.



International Societies





Korean Ophthalmological Society



Ingu Kang

Present Academic & Hospital Appointments:
Resident, Department of Ophthalmology,
Dankook University Hospital

Education:
Dankook University Premedical College, Korea
B.S. degree from Dankook University, College
of Medicine, Korea

Carrier :
Internship, Dankook University Hospital Resi-
dency of Ophthalmology, Dankook University
Hospital

Membership : Korean Medical Association

Jin A Choi

She serves as a professor at the Catholic University of Korea, the College of Medicine, and is presently engaged in the Ophthalmology Department at St. Vincent's Hospital. Her academic journey includes graduating from the Catholic University Medical College, followed by residency training in the Department of Ophthalmology at the Catholic Medical Center. She extended her expertise as a visiting scholar at Duke Eye Center under the guidance of Vasantha Rao from August 2019 to October 2020. Specializing in glaucoma, she actively participates as a member of the Korean Ophthalmological Society and the Korean Glaucoma Society. Within the Korean Ophthalmological Society, she contributes to both the planning and promotion committees.





Korean Ophthalmological Society



Kyongjin Cho

Present Academic & Hospital Appointments:

Associate Professor, Dankook University Hospital,
Department of Ophthalmology College of Medi-
cine, Dankook Uni University, Cheonan, Korea

Education:

B.S. degree from Dankook University, College of
Medicine, Korea; MD and Ph.D. degree from Cath-
olic University, College of Medicine, Korea

Carrier :

- Residency of Ophthalmology, Catholic Medical Center, Seoul
- Visiting scholarship, Division of Ophthalmology, School of Medicine at Osaka, Japan
- Research fellow, Wilmer Eye Institute, Johns Hopkins University
- Associate Professor, Dankook University Hospital, Dankook University (present)





Nepal Ophthalmic Society



Meenu Chaudhary

President of Nepal Ophthalmic Society, Head of department of Ophthalmology at B.P.Koirala Lions. Center for Ophthalmic studies, Institute of Medicine, Tribhuvan University & Cornea & Cataract specialist. Recipient of APAO Distinguished Service Award 2023, Kuala Lumpur, Malaysia. An ICO fellow. 1st Candidate from Nepal to get graduated for Leadership Development from Asia Pacific Academy of Ophthalmology (2014-2015). Associate Editor of Nepalese journal of Ophthalmology. Her achievements include: Order of Merit – “Nepal Samman” by Everest Foundation in 2007 (for serving the country in the field of eye). Certificate of Appreciation as Best faculty – Institute of Medicine (2010). Seva Padak - Best Teacher's Award by Tribhuvan University (2013). Felicitated by Nepal Eye Bank, Nepal & Sight life USA for helping in collection of maximum number of good quality corneas through HCRP (2018). 2019 ARVO Foundation Developing Country Eye Researcher Travel Fellowship: Annual Meeting of the Association for Research in Vision and Ophthalmology (ARVO) in Vancouver, British Columbia, Canada.

International Societies

Purshottam Joshi

Purushottam Joshi is a VR surgeon, Pediatric Ophthalmologist, Strabismologist, and a cataract surgeon. He is a General Secretary, of Nepal Ophthalmic Society (NOS). He is also an Editor of NOS journal, NEPJOPH. He did his VR fellowship from - Rotterdam Eye Hospital, the Netherlands & EVRTS, Bremen, Germany; and Pediatric Ophthalmology and Strabismus from Shroff's Charity Eye Hospital, New Delhi, Bharat. Currently he holds the position of Medical Director of Mechi Eye Hospital (MEH), Jhapa, Nepal. He is working in MEH for more than 18 years, and mentored numerous VR fellows and Cataract surgeons.





Nepal Ophthalmic Society



Ranju Kharel

Associate Professor & Uveitis Specialist, Department of Ophthalmology, Institute of Medicine, Kathmandu Nepal. I am an ophthalmologist from Nepal who want to be a comprehensive, compassionate and community-oriented ophthalmologist who can contribute in the field of ophthalmology and ophthalmic research. I completed my residency in Ophthalmology in 2010 and joined as faculty at B.P Koirala Lions Centre for Ophthalmic Studies, Institute of Medicine, which is the largest teaching government university hospital of Nepal. Currently, I am in the post of Associate Professor and there are 19 MD ophthalmology residents and 2 Retina fellows in our department. I completed my fellowship in Uveitis with Jyotirmay Biswas from Sankara Nethralaya Chennai in 2016 and became 1st Nepalese Ophthalmologist to obtain Fellow of All India Collegium of Ophthalmology (FAICO) degree in the subject Uvea in 2017.

Sanyam Bajimaya

Sanyam Bajimaya is a leading Cataract and Vitreo-retina Surgeon in Nepal. He is President of Nepal Vitreo-Retina Society (NVR/S/Y 2022-24). He is a graduate of the 2017-2018 Leadership Development Program (LDP) of Asia-Pacific Vitreo-retina Society (APVRS) and was a council member of APVRS (2017-2018). Bajimaya has received APAO 2023 Nakajima Award at Kuala Lumpur APAO Congress. He has received Rajvardhan Azad Oration Lecture Award at 2023 Annual Conference of Vitreo-Retina Society of Bihar. He was a Senior Consultant at the Tilganga Institute of Ophthalmology for 13 years and currently he is chairperson of Netradham Foundation and Managing Director of Netradham Eye Care Center, Kathmandu. He has trained more than 30 residents and more than 15 Vitreo-Retina fellows; and published more than 24 articles in peer reviewed journals. He has also organized dozens of national conferences under Nepal Ophthalmic Society (NOS) and Nepal Vitrea-Retina Society.



International Societies





Nepal Ophthalmic Society

Sreejana Adhikari



Srijana Adhikari is an Associate Professor and Head, Department of Pediatric Ophthalmology and Strabismus and chief of hospital service in Tilganga Institute of Ophthalmology Kathmandu, Nepal. She did her MD Ophthalmology from Tribhuvan University teaching hospital Nepal in 2004 and fellowship in Pediatric Ophthalmology and Strabismus from Storm Eye Institute, Medical University of South Carolina in 2006. She has more than 50 national and international publications including a book and several book chapters and training manuals. She has various national and international research collaboration projects. She is currently involved in research on participation, activity, sleep and quality of life of children with Visual Impairment and blindness in collaboration with Amsterdam Public Health Institute. She has been involved in Ophthalmology outreach program in Nepal, China and Africa, Cambodia. She is a recipient of "Ratna Vidya Padak" award of Nepal Government, Millers international travel award 2015, Bernadotte's children vision award in 2016 and AAPOS-CEF research award in 2018. She got Heroes of Orbis recognition in August 2023. She is the current president of Nepal Pediatric Ophthalmology and Strabismus Society, Chief of hospital service, treasurer SAARC Academy of Pediatric Ophthalmology and Strabismus, International member of American Association of Pediatric Ophthalmology and Strabismus (AAPOS), AARVO, member of AAPOS childhood vision impairment subcommittee, section editor in Nepalese's Journal of Ophthalmology.





Royal Australian and New Zealand College of Ophthalmologists



Grant Raymond

Grant Raymond is currently President of the Royal Australian and New Zealand College of Ophthalmologists (RANZCO) following three years as Vice-President and Treasurer.

Fellowship trained in Retina, he is a former Head of the Medical Retina Service at the Royal Adelaide Hospital and Medical Retina Fellowship Supervisor. He has trained retinal specialists from Nepal, Myanmar, Cambodia, Sri Lanka, China, Spain, Russia and India.

He is immediate past-President of the Royal Society for the Blind and continues on the Board. A graduate of the Australian Institute of Company Directors Course, he is a director of Eye Consultants SA, with a sub-specialty retina practice.

Nitin Verma

Clinical Professor Nitin Verma AM,OTL,CStJ.is a practising Ophthalmologist in Hobart Tasmania, Australia. He is the immediate past president of the Royal Australian and New Zealand College of Ophthalmologists and chairs a number of key committees .These are the :: Steering committee: Vision 2030 and beyond (RANZCO), Global Eye Health Committee(RANZCO),International Society for Manual Small Incision Cataract Surgery(Aus NZ Chapter), Gateway Committee, Asia Pacific Academy of Ophthalmology (APAO)and a director of Vision 2020 Australia. In 2006 Nitin was appointed Honorary Consul for East Timor in recognition of his dedication to the Timorese people. In recognition of decades of philanthropic works Nitin was awarded the Order of Australia and the Order of Timor Leste in 2010.



International Societies





Royal Australian and New Zealand College of Ophthalmologists



Peter Hadden

Peter Hadden specialises in vitreoretinal and cataract surgery as well as ocular oncology and is based in Auckland, New Zealand. He spent his prevocational years in New Zealand, Australia, the United States and the United Kingdom. He also fondly remembers doing a medical student elective at Christian Medical College, Vellore. Currently, he serves on the boards of both RANZCO and RANZCO's Global Eye Health Committee. Previous positions held include NZ branch RANZCO chair and RANZCO examiner. He also has an interest in the eyes of animals native to New Zealand and Antarctica.

Peter McCluskey

Peter McCluskey is Professor & Chair of Ophthalmology at The University of Sydney and Director of the Save Sight Institute (SSI) at Sydney Eye Hospital. He is an internationally recognised inflammatory eye disease specialist. He is an author of more than 360 peer reviewed papers, 27 book chapters, 2 apps and 4 books. His H-index is currently 57 (google scholar).

He is a dedicated teacher who has received distinguished service awards from APAO, RANZCO and AAO for his teaching contributions. On Australia Day 2020 he was made an Officer in the Order of Australia (AO) for distinguished service to Ophthalmology and the community. In 2021, Peter McCluskey was awarded a Doctor of Science in Medicine by the University of NSW.

He is currently the RANZCO Vice President.





Russian Ophthalmological Society



Boris Malyugin

Boris Malyugin is a Deputy Director General (R&D, Edu) of the S. Fyodorov Eye Microsurgery Institution, Professor of Ophthalmology at the Ophthalmology Department of the A. Yevdokimov Moscow Medical Dental University (Moscow, Russia). Malyugin is a world-renowned authority and expert in the field of anterior segment surgery. He has established himself at the forefront of advanced cataract and corneal surgery by pioneering numerous techniques and technologies. He is well known for his development of the Malyugin Ring to be used in small pupil cataract surgery. Boris Malyugin is the current President of the Russian Ophthalmology Society (since 2016). He is the International Intraocular Implant Club and Academia Ophthalmologica Internationalis member, International Council of Ophthalmology Board of Trustees member, ESCRS Glaucoma Committee Chair & ESCRS Program Committee member. Malyugin has multiple international awards and was invited to participate with named and keynote lectures and live surgery sessions during many national and international meetings. Malyugin published extensively in peer-reviewed literature and made contributions to the video journals and atlases of ophthalmic surgery.

Yevgeniy Batkov

Specialty: Anterior Segment, Cataract

Current affiliation: Fyodorov MNTK Eye microsurgery, Cheboksary, Russia

Current clinical position: Deputy Clinical Director

Academic position: Associate professor, Department of Ophthalmology, Postgraduate Medical Institute, Cheboksary, Russia

Degree: MD, Cand Med Sc

Education: Medical school: Chuvash State University, Cheboksary, Russia, 1993-2000

Residency: Fyodorov MNTK Eye microsurgery, Cheboksary, Russia, 2000-2001

Years in practice: 22

Professional association memberships: Russian Ophthalmology Society





Russian Ophthalmological Society



Olga Antonova

2005 – 2011: Moscow State University of Medicine and Dentistry named after A.I. Evdokimov, Moscow, Russia. 2011 – 2013: Residency in Ophthalmology, The S. Fyodorov Eye Microsurgery Federal State Institution, Moscow, Russia; 2014 – 2016: Clinical Research, The S. Fyodorov Eye Microsurgery Federal State Institution, Moscow, Russia; 2017 – till now: surgeon and researcher of cataract and corneal department, The S. Fyodorov Eye Microsurgery Federal State Institution, Moscow, Russia

Specialties: Cataract & Corneal Surgery

Professional abilities: Diagnostic and treatment of eye diseases: Cataract, Corneal diseases.

Treatment: Phacoemulsification, Keratoplasty, UV – crosslinking, Intracorneal Ring Segments implantation.

Aney Golovin

Head of the surgical department of S. Fyodorov Eye Microsurgery Federal State Institution of the Russian Federation, Moscow.

Specialization: corneal transplantology and optical-reconstructive surgery anterior segment (cataract surgery, IOL reposition and replacement, all types of keratoplasty, keratoprosthesis, implantation of intrastromal segments).

Author of 55 Russian and foreign publications, 24 patents for inventions, 120 scientific reports at Russian and international conferences.





Russian Ophthalmological Society

Svetlana Izmailova

Chief of Corneal Surgery Department
Fyodorov Eye Microsurgery Complex, Moscow, Russia

Work experience:

1992 - August 2015 Surgeon in Corneal Department, specialized in cataract and cornea transplant surgery
September 2015 – Currently Chief of Corneal Department

Education:

1972-1982: General Education – graduated with “Excellent” degree
1982-1988: Medical School Azerbaijan State Medical University graduated with “Excellent” degree. Qualification in General Medicine – Doctor of Medicine (MD)
1988-1990: Residency in Ophthalmology
1990-1992: Fellowship in Corneal Department
2005: PhD in Ophthalmology
2014: Doctor of medicine in Ophthalmology
Professional abilities: anterior segment surgery
Publications: More than 200 publications in foreign and Russian scientific journals.



Konstantin Katmakov

Professional Experience: From 01.08.2018 – till present - the eye surgeon at Cheboksary branch of S. Fyodorov Eye Microsurgery Federal State Institution of Russian Ministry of Health, Russia, Cheboksary, Tractorostroiteley, 10, zip-code 428000

Key Responsibilities: Cataract surgery, Corneal Transplantation

Scientific Articles on the Study subject: 11 articles



International Societies





Singapore Society of Ophthalmology



Anna Tan

Clinical Associate Professor Anna CS Tan is a Senior Consultant Ophthalmologist at the Singapore National Eye Center and an Clinical Associate Professor at Duke NUS, who is an avid researcher and has authored a total of 80 peer reviewed articles, 4 editorials and 5 book chapters. She has represented SNEC at many local and international conferences with various poster and oral presentations. She is a key opinion leader for Zeiss, Nidek, Roche and Jansen sits on multiple advisory boards. She has received multiple competitive grants to further her research interests including the Khoo Clinical Scholarship Award aimed at developing research among clinicians, the Academic Clinical Program Grant for Clinician Scientists Khoo Clinical Scholarship and the Academic National Medical Council Research Scholarship to pursue her PhD in Clinical Sciences. She has also won numerous awards such as the Singhealth "Publish" Award in 2020, the "Catalyst Award" in both 2020 and 2021 in US National Academy of Medicines Healthy Longevity Global Competition, the Macula Society Travel Grant in 2021 and the Distinguished Service Award in 2022, by the Eye and Vision Health in 2022. Currently, she is the Director of Global Eye Health, Low Vision Service, Clinical director of Ocular Imaging and the Retinal Centre.

International Societies

Beau Fenner

Beau Fenner, MD, PhD, is a Consultant in the Department of Medical Retina at the Singapore National Eye Centre (SNEC). He completed undergraduate and PhD studies in Molecular Biology in Western Australia and undertook postdoctoral research at the National University of Singapore (NUS) and Royal College of Surgeons in Ireland. He completed a MD at Duke-NUS, Ophthalmology residency at SNEC, and fellowships in Medical Retina and Inherited Retinal Disease (IRD) at SNEC and University of Iowa. Fenner heads the Ocular Genetics Service at SNEC and is PI of numerous studies on IRD epidemiology, diagnosis, and therapeutics.





Singapore Society of Ophthalmology



Li Lian Foo

Li Lian Foo is a distinguished eye surgeon and Consultant Ophthalmologist at the Singapore National Eye Centre (SNEC), specializing in childhood myopia control and refractive surgeries. She was the first Ophthalmologist to complete the Myopia fellowship at SNEC and was also recognized among the world's top 10 rising stars by The Ophthalmologist Power List in 2023. Foo is a Clinical Assistant Professor at DUKE-NUS Graduate Medical School and the Myopia Program Lead of the SNEC Fellowship Coordination Committee. She is an active contributor to Ophthalmology journals, co-authoring guidebooks and participating in healthcare innovation programs. Even by her engineering and medical background, she aims to pioneer innovative myopia treatment modalities.

Victor Koh

Victor Koh is currently the Head for Department of Ophthalmology at National University Hospital (NUH) and National University of Singapore (NUS) Yong Loo Lin School of Medicine. His clinical expertise is in adult and childhood glaucoma management and complex cataract surgery. He was awarded with translational grants at the national level and currently leads the SPIN (Ophthalmology), the flagship program for translational innovation at National University Health System. His main research interest is in disruptive innovative medical devices designed for community-based ophthalmic diagnostics and new laser/implants for refractory glaucoma. He has been actively involved in publications and served as a reviewer in multiple peer-reviewed journals.



International Societies





The College of Ophthalmologists of Sri Lanka



D. Adikaram

MBBS (Sri Lanka) MD Ophth (COL)

Former Ophthalmic Speciality Trainee, Wrexham Maelor Hospital, Betsi Cadwal University Health Board, UK

Member of Collage of Ophthalmologists, Sri Lanka

Areas of Focus include cataract, AMD, and General Ophthalmology

Consultant Ophthalmologist, Sri Lanka District General Hospital, Nawalapitiya, Sri Lanka

Kaladevi Sivayoganathan

MBBS (SL) MD (Ophthalmology) Colombo

Former Consultant Eye Surgeon District General Hospital, Nawalapitiya

Focal point for cataract - Vision 2020 programme (2014 to 2017) Sri Lanka





The College of Ophthalmologists of Sri Lanka



Mangala Dissanayake

MBBS (Peradeniya) MD (Ophthalmology)
(Colombo)

Former clinical fellow, Stanley Eye Unit. Abergele, Betsi Cadwaladr University Health Board, UK

Consultant Ophthalmologist, District General Hospital Trincomalee, Sri Lanka

Council member - College of Ophthalmologists of Sri Lanka

Areas of Focus- Cataract, Medical Retina and Vision Therapy

P. Sri Haranathan

Former ICO Fellow New York Eye & Ear Infirmary
Former Ophthalmic Speciality Trainee, Stanley Eye Unit Abergele Hospital Betsi Cadwaladr University Health Board. Former Fellow European Vitreo Retinal Training School (EVRTS), Bremen, Germany
Accredited trainer in Vitreo Retinal surgery at the Postgraduate Institute of Medicine in Sri Lanka.
Vice President of Association Of Vitreo Retinal Specialists Sri Lanka. Areas of focus include ROP, P, and the development of innovative retinal instruments. Consultant Vitreo Retinal Surgeon. "Centre For Sight". National Hospital Kandy, Sri Lanka.





The College of Ophthalmologists of Sri Lanka



Pradeepa Kurukulasuriya Siriwardena

- Consultant Ophthalmologist at National Eye Hospital Colombo.
- Trainer and Examiner in all Ophthalmology Examinations
- Secretary to the Board of Study in Ophthalmology, Post Graduate Institute of Medicine University of Colombo
- Treasurer in the current Council of the College of Ophthalmologists of Sri Lanka.
- Chairperson of the Glaucoma Interest Group of the College of Ophthalmologists of Sri Lanka 2022-2023.
- Focal point for Primary Eye Care and prevention of Childhood Blindness in the Vision 2030 program
- APAO award for Outstanding services against the Prevention of Blindness 2024



International Societies

Ophthalmological society of Bangladesh



A H M Enayet Hussain

AHM Enayet Hussain FRCS(Glasgow), FCPS severing as Director General, Medical Education, Ministry of Health and Family Welfare, Bangladesh. He also served as Additional Director General of Non-Communicable Disease Control (NCDC) program and other public health initiatives. He was pioneer in establishing pediatric ophthalmology department at National Institute of Ophthalmology & Hospital (NIOH) and served as chief and guided other to introduce quality pediatric eye care in the country. He was entrusted the responsibilities of Program Manager of the National Eye Care (NEC) to contribute to Vision 2020 goal.

Bipul Kumar

Bipul Kumer De Sarker, FRCS Ed, FCPS, MRCS, FICO, MBBS, currently serves as a Consultant in Glaucoma and Associate Professor at Ispahani Islamia Eye Institute and Hospital, Bangladesh (IIEI&H). Sarker holds key positions as the Organizing Secretary of the Bangladesh Glaucoma Society and Publication Secretary of the Ophthalmological Society of Bangladesh. Specializing in various cataract and glaucoma surgeries, including valve implants and laser procedures, he is dedicated to innovating modifications in glaucoma surgery for enhanced efficacy and patient safety. Sarker's illustrious career is marked by significant contributions to ophthalmic research, recognized with the prestigious "M A Matin Gold Award" from the Ophthalmological Society of Bangladesh in 2020. With over 50 publications in esteemed journals such as the British Journal of Ophthalmology and the European Journal of Ophthalmology, Sarker continues to make impactful contributions to the field.



International Societies





Ophthalmological society of Bangladesh



Dipak Kumar Nag

Dipak Nag, the Head of Vitreo-retina at NIO in Dhaka, holds fellowships from BCPS, RCPSCG, ACS, and the Retina Foundation. He earned MSc degrees in Community Eye Health and Epidemiology and is the focal person for NIO's and ROP screening program. Nag has received notable awards, including the Commonwealth award, APAO Distinguished Service award and Martin Gold-Medal. With nearly 50 research papers, he authored a book on ROP and contributed to the retina chapter in the OSPE book. Currently, as the Secretary-General of the Ophthalmological Society of Bangladesh, he continues to make significant contributions to the field.

Md. Mominul Islam

Md. Mominul Islam is a Vitreo – Retinal surgeon. He completed his MBBS from Holy Family Red Crescent Medical College in 2007. He is practicing ophthalmology since 2008. He received MCPS from Bangladesh College of Physicians & Surgeons (BCPS) in 2011 and Diploma in Ophthalmology under Bangabandhu Sheikh Mujib Medical University (BSMMU) in 2012. He has completed a long term Fellowship in Vitreo Retina from Ispahani Islamia Eye Institute in 2013 & did observer-ship in uveitis and from Sankara Nethralaya Chennai India in 2017. Now he is working as senior consultant and Associate professor and Head of vitro retina department and uveitis clinic of Ispahani Islamia eye institute and hospital and also practicing as Retina surgeon & uveitis specialist at Bangladesh eye hospital.





Ophthalmological society of Bangladesh



Md. Showkat Kabir

Md. Showkat Kabir is a qualified Eye Specialist with an MBBS, DO (DU), and MS (BSMMU). He currently serves as an Associate Professor in the Ophthalmology Department at Bangabandhu Sheikh Mujib Medical University Hospital. Kabir provides treatment to his patients at Harun Eye Foundation Hospital in Dhanmondi, Dhaka.

Narayan Chandra Bhowmik

Narayan Chandra Bhowmik has completed his graduation MBBS from Dinajpur medical college in 2001 and post-graduation (FCPS) from BCPS in 2013. He achieved fellowship on Oculoplasty in National Institute of Ophthalmology and Hospital, Dhaka in 2017. He is working as Assistant professor of Ophthalmology at BIRDEM General Hospital. He received Feroza Jalil Memorial Award from Ophthalmological Society of Bangladesh (OSB) in 2020. He is a life member of Oculoplastics association of india (OPAI), Oculoplastic Society of South Asia (OPS-SA), Ophthalmological Society of Bangladesh (OSB) and Bangladesh Oculoplastic Surgeon's Society (BOSS).



International Societies





Ophthalmological society of Bangladesh

Pankaj Kumar Roy

Pankaj Kumar Roy served as a Professor of Ophthalmology in vitro Retina department of National Institute of Ophthalmology and hospital, Dhaka until 2023. He achieved MS, FCPS, FRCS in ophthalmology. He received his postgraduate training in Vitreo Retina from R.P center for ophthalmic sciences and research, AIIMS, New Delhi, India. He has more than 50 scientific articles published in different journals in ophthalmology. He presented various topic in many national and international symposiums and conferences. At present he is the director and Consultant, Vitreo Retina in Deen Mohd. Eye Hospital and research center.



Shah-Noor Hassan

Shah-Noor Hassan is one of the few Vitreo-Retina surgeons of Bangladesh. He completed his MBBS from Sir Salimullah Medical College in 2001. He then obtained FCPS in ophthalmology in 2005. He became the youngest ever to pass FCPS in Ophthalmology. He also passed FRCS in Ophthalmology from the Royal College of Glasgow. He started his career in Bangladesh Medical College & Hospital as Registrar in Ophthalmology Department in 2005. He was promoted as Assistant Professor in 2007. He is currently working as Assistant Professor in Vitreo-Retina Department in BangaBandhu Sheikh Mujib Medical University. He completed his long term fellowship of 18 months in Vitreo-Retina in 2011 from Retina Foundation in India under world renowned Vitreo -Retina specialists PN Nagpal & Manish Nagpal. Since then, he has been a consultant of Vitreo -Retina in Bangladesh Eye Hospital. He is also a competent phaco surgeon. He has been doing all kinds of lasers & retinal surgery in Bangladesh Eye Hospital.





Ophthalmological society of Bangladesh

Shawkat Ara Shakoor Milly

Shawkat Ara Shakoor Milly is currently the Professor and Head of the Department of Community Ophthalmology at National Institute of Ophthalmology & Hospital, Dhaka, Bangladesh. She is also working for the Oculoplasty, Orbit and Ocular oncology services of the institute. Shakoor did her MBBS from Chittagong Medical College in 1990. She went to UK in a Commonwealth scholarship and did her MSc Community Eye Health from ICEH, UCL in 2002. She completed her MS in Ophthalmology in 2007. She did her fellowship in Oculoplasty and Ocular oncology under Santosh G Honavar. Shakoor is also trained in Nepal, Australia. Her special interest area is Retinoblastoma and established the first comprehensive center for Retinoblastoma in the country. Shakoor is the recipient of Firoza Jalil award by OSB in 2003, Australian Leadership Awards Fellowship ALAF in 2009, ACOIN Martin memorial Oration award in 2009, APAO Distinguished Service Award in 2016. She is the current vice President of Bangladesh Oculoplastic Surgeon's Society BOSS. She has attended many National and international conferences as faculty. She is the principal Investigator of recent National Blindness Survey of Bangladesh.



Tariq Reza Ali

MS (Ophthalmology): 2004 (Bangabandhu Sheikh Mujib Medical University); Long term fellowship in Vitreo-Retina (2007-8), L V Prasad Eye Institute, Hyderabad, India. Presently working at Bangabandhu Sheikh Mujib Medical University (BSMMU) as an Associate Professor (Vitreo-Retina). Vice President of Ophthalmological Society of Bangladesh and Bangladesh Vitreo-Retina Society. Has more than 70 articles in different national and International peer reviewed journals Presented in different seminars and symposiums in India, Singapore, Malaysia, Maldives and Taiwan.

International Societies





AIOS Awardees:

- **General Awards 2023, Kochi**
(Based on submission)
- **Best Free Paper Awardees**
(for Free papers read at 81st AIOC, Kochi)
- **Best Physical Posters Awardees**
(for displayed at 81st AIOC, Kochi)
- **Best Poster Podium Presentation Awardees**
(81st AIOC, Kochi)
- **Top 16 videos**
(For videos presented at 81st AIOC, Kochi)
- **Achievement Awards**
(Based on the points accumulated from AIOC 2019
Indore till AIOC 2023 , Kochi)
- **Best Papers States**
(Winners of Best papers at respective state societies)



General Awards 2023, Kochi (Based on submission)

AIOS-P Siva Reddy International Award (Joint Award)

Double-head pterygium excision with modified vertically split-conjunctival autograft: Six-year long-term retrospective analysis



Shreesha Kumar K

MBBS, MS, DNB, MNAMS

Sr. Consultant Cornea, Refractive & Cataract Services The Eye Foundation, Coimbatore

Awards: Has received C. P. Gupta best paper award, at TNOA 2004 Shiv Prasad Hardia–best paper award at AIOS 2007; AIOC award for the best paper in external diseases at AIOS 2010; MN Endowment award for best paper in cataract session at TNOA 2019; Received TNOA Gold Medal for peer reviewed publications in 2021; IIRSI Gold Medal in 2022 ; ISCKRS Young achiever Award in 2022 ; Siva Reddy international Award in 2023; Honorary FAICO (Cornea) From AIOS in 2023; Received many best papers of the session awards (TNOA 2004 ,2009, 2017, 2019, AIOS 2007, 2010)

AIOS-P Siva Reddy International Award (Joint Award)

Evolution and widespread use of an affordable aqueous Drainage Implant

George V Puthuran

George V Puthuran, graduated in medicine from the Govt. Medical College, Kottayam, and secured his MS in Ophthalmology from Aravind Eye Hospital & Post Graduate Institute of Ophthalmology, Madurai. He joined Aravind Eye Hospital, Madurai as a full time consultant in 1999 and currently heads the department of Glaucoma there. He is actively involved in teaching and training residents, fellows and practicing ophthalmologists. His area of research interest is in the use of Glaucoma Drainage Devices in refractory glaucoma. Puthuran worked closely with Aurolab, the manufacturing wing of Aravind Eye Care System in the development and widespread use of the Aurolab Aqueous drainage Implant (AADI). Puthuran has extensively published on the safety and efficacy outcomes of this affordable aqueous drainage implant.



General Awards 2023
(Based on Submission)





AIOS - CN Shroff Award

For contribution both qualitative and quantitative in nature in the posterior segment of the eye.



P. Mahesh Shanmugam

P. Mahesh Shanmugam currently works as the head of vitreoretinal services and ocular oncology at Sankara eye hospitals, India and is based in Bengaluru. He has completed his MBBS from Stanley Medical College, postgraduation in ophthalmology from Sankara Nethralaya and Royal College of surgeons, Edinburgh. He is also the scientific committee convener of the vitreoretinal society of India and a co-founder of RetNetIndia.

He is a vitreoretinal specialist with special interest in intraocular tumors, pediatric retinal surgery and medical retina. He has around 200 peer reviewed publications in various journals and has made numerous presentations in national and international conferences. He is a vitreoretinal fellowship trainer since 1992. He specializes in finding cost-effective solutions and has made contributions to low cost imaging including that of using the smartphone for fundus imaging. He is also known for his innovative surgical methods and in employing them to tackle end-stage vitreoretinal pathology.

General Awards 2023
(Based on Submission)





Best Free Paper Awardees (BSP) (AIOC 2023)

AIOS - Col. Rangachari Award & Cornea Award (Best of the Best Free Paper)



Siddharth Narendran (S16890)
[FP318] : Nucleic Acid Extraction-Free Crispr/Cas12A Based Diagnostic Platform for Fungal Keratitis

AIOS – Sante Vision Award (Cataract)

Manpreet Kaur (K18920)
[FP205] : Long-Term Assessment of PC-IOL Optic Adherence and Nd:Yag Capsulotomy Rate of Surface Modified IOL

Manpreet Kaur is presently working as Assistant Professor, Cornea, Cataract & Refractive Surgery Services, RP Centre for Ophthalmic Sciences, AIIMS, New Delhi

Awards & Honors: Achievement Award - Asia Pacific Academy of Ophthalmology (2021), American Academy of Ophthalmology (2019); Young Achiever's Award- Indian Society of Cataract & Keratorefractive Surgeons (2022); IJO Honor Award for Peer Review 2020- AIOS Annual Meeting, 24-27 June 2021 (Virtual); International Heroes Award 2019- AIOS Annual Meeting 2019, Gurgaon, India; Numerous best Paper, poster and video awards at international and national conferences



Best Free Paper Awards
(for Free Papers Read at 81st AIOC, Kochi)





AIOS - Community / Social Ophthalmology Award



Hirika Gosalia (H24659)

[FP1079] : Smartscope Kit : A Portable Eye Hospital for Screening in Outreach Camps

Hirika Gosalia did her medical schooling in Krishna Institute of Medical Sciences, Karad and internship from Rajiv Gandhi Medical College, Thane. She is Currently doing her Post graduation in Aravind Eye Hospital Coimbatore. In her early months of residency, she has innovated two frugal ophthalmic devices namely i-Verter which is a do it yourself non-contact eye lid everting tool and Magnifix which is a target fixating device for slit lamp examination. She has published 20 research papers in peer review PubMed indexed journals. She is also an elected executive member of Young Ophthalmic Society of India (YOSI). She has received many accolades to her name in state and national conferences for her paper presentation, video sessions and quiz competitions.

AIOS - Comprehensive Ophthalmology Award

Jitendra Jethani (J09433)

[FP2038] : Effect of Dims Lenses on Halting the Progression of Myopia not Responding to LCA (0.01%) Eye Drops

Jitendra Jethani is a trained board certified Pediatric ophthalmologist from Baroda. He is currently pursuing his PHD in myopic progression in children. He is currently Director of Baroda children Eyecare and Squint Clinic, a state of art largest and most well equipped facility for exclusive pediatric ophthalmology in the state. He has won 22 research awards & published 70 peer review indexed/ 150 non indexed articles and more than 250 scientific presentations at various conferences. He has written a book advanced Strabismus Surgery. He has innovated prism holding device for measuring large angle strabismus and Peripheral refraction aid for peripheral refraction.



Best Free Paper Awards
(for Free Papers Read at 81st AIOC, Kochi)





AIOS - Col. Rangachari Award & Cornea Award

Siddharth Narendran (S16890)

[FP318] : Nucleic Acid Extraction-Free Crispr/Cas12A Based Diagnostic Platform for Fungal Keratitis

Siddharth Narendran is a clinician-scientist at Aravind Eye Hospital and a Faculty at Aravind Medical Research Foundation. After earning an MBBS and MS in Ophthalmology from MGR University and Aravind Eye Hospital, he completed a postdoctoral fellowship in Ocular Immunology and Genetics under the mentorship of Jayakrishna Ambati at the University of Virginia. His research has led to numerous publications in prestigious journals, including Nature Protocols and Proceedings of the National Academy of Sciences, and he is a regular reviewer for Investigative Ophthalmology & Visual Science. He's earned recognition through the AIOS-HOYA Young Researcher Award, JM Pahwa award, and was notably the first Indian recipient of the Resident and Fellow Research Award by the Association of University Professors in Ophthalmology. Additionally, Siddharth holds patents related to the treatment of neurodegenerative diseases and CRISPR-based diagnostics.



AIOS – Rema Mohan Award (Diabetic Retinopathy & Medical Retina)

Thirumalesh M B (T13410)

[FP1952] : Novel Molecule Mediated Inhibition of ICAM as Target for Diabetic Vascular Leakage:Preclinical Trial; MBBS: Bangalore Medical College, Bangalore; M.D. (Ophthalmology) (2007-2009): R.P. Centre AIIMS, New Delhi; FAICO (Retina and Vitreous)2012: Fellow All Indian Collegium of Ophthalmology; Ongoing PHD at University of Maastricht, Netherlands

Free papers: Diabetic retinopathy screening juggernaut, Is AI the solution: results of a pilot study. Pahwa session VRSI Jaipur 2018 ; A Deep learning classifier for screening of diabetic retinopathy using simultaneous imaging with fundus and OCT. ARVO 20193; Artificial intelligence effectively combined OCT and OCTA indices to improve early detection of diabetic retinopathy () Co Author ARVO 2019 ; Unravelling the mystery of Coats Disease Best Poster Podium Pediatric Ophthalmology AIOC 2020; Artificial intelligence Empowered Mobile phone based screening for refractive errors, Best Poster Community Ophthalmology AIOC 2021



Best Free Paper Awards
(for Free Papers Read at 81st AIOC, Kochi)





AIOS - K.C. Singhal Award (External Diseases)

M. Vanathi (V07265)

[FP644] : Topical Human Immunoglobulin as Adjunct Therapy in Refractory Dry Eye Disease

Prof of Ophthalmology, Cornea & Ocular Surface, Cataract & Refractive Services; **Services:** M. Vanathi attended medical school at the prestigious Maas Medical College, Chennai and thereafter completed her ophthalmology graduation & residency training in cornea in the All-India Institute of Medical Sciences (AIIMS), New Delhi. She has completed international clinical fellowship from Singapore National Eye Centre in advanced lamellar transplants of the cornea. She has been a faculty member in the All-India Institute of Medical Sciences (AIIMS), New Delhi since September 2005 and is currently working as Professor of Ophthalmology – Cornea & Ocular Surface, Cataract & Refractive Services. She had extensive work experience in the field of cornea and ocular surface (medical and surgical), cataract & refractive surgery, limbal stem cell transplantation, and corneal transplantation procedures.



AIOS – D B Chandra Disha Award (Glaucoma)

Siddharth Dikshit (D15113)

[FP1143] : Shallow AC Deep Problems: IZHV for Acute Intraoperative Aqueous Misdirection in Phacoemulsification

Siddharth Dikshit grew up in a small industrial town, Bokaro in erstwhile Bihar, a cosmos in its own right and received schooling in Delhi Public School. He completed his graduation from Nil Ratan Sircar Medical College, Kolkata and post-graduation from Schell Eye Hospital, Christian Medical College, Vellore and L V Prasad Eye Institute, Hyderabad, where further completed his Glaucoma fellowship. He has published papers in various journals and presented at various fora in meetings. He has received awards including best poster at GSI meeting, best poster podium presentation at AIOC 2022, best video at OPL at TOS Annual Meeting 2023 and best free paper at AIOC 2023. His main area of focus is surgical innovation, angle closure disease, lasers in Glaucoma and MIGS apart from teaching which remains a passion.



Best Free Paper Awards
(for Free Papers Read at 81st AIOC, Kochi)



AIOS - Lacrimal Award



Deepak Mishra (M12337)

[FP1607] : A Study on Problems Faced By Residents in Learning and Performing External Dacryocystorhinostomy

BRD Medical College Gorakhpur, UP; Regional Institute of Ophthalmology, IGIMS, Patna, Bihar
Presently working as an Associate Professor in Regional Institute of Ophthalmology, Institute of Medical Sciences, BHU, Varanasi; Ex-Consultant RIO Sitapur Eye Hospital, Sitapur; Ex Assistant Professor, HIMS Varanasi

Awards: Received Thirty Five awards including Fifteen GOLD Medals awards at various conferences and scientific meetings.

Books & Chapters: Author of Twenty-one national and Guest Editor of THREE international books published by Highlight Publication, Panama, USA.

Publications: One hundred & five articles in various journals peer reviewed national and international index journals.

AIOS – S D Athawale Award (Neuro Ophthalmology)

Prasanna Venkatesh Ramesh (R19173)

[FP1460] : Eye_Mg_Max/A Comprehensive Neuro-Ophthalmology 3D Touch Interface Application with Augmented Reality MS Ophthalmology (Gold Medalist); DNB, MNAMS; Glaucoma Fellow (sathyan's); FAICO (Glaucoma); FICO (Glaucoma); Glaucoma Medical Officer & Research Director (Mahathma Eye Hospital Private Limited, Trichy, Tamil Nadu, India) ; Published 4 Chapters & 139 Manuscripts in Various Peer Reviewed PubMed Indexed Journals (Including 66 in IJO); Assistant Editor (Glaucoma Section), Editorial Board Member 2023-2024 for Indian Journal of Ophthalmology ; Associate Editor, Editorial Board Member 2022-2024 for TNOA Journal of Ophthalmic Sciences and Research; Review Board Member for PG Syllabus - Sri Balaji Vidyapeeth University; Total No. of Scientific Ophthalmic Presentations - 347 (58 International Presentations); Chief Instructor - APAO 2023, AIOS 2023, ASCRS 2022, AIOS 2022, GSI 2021, AIOS 2021, AIOS 2020, TNOA 2020 & TNOA 2019 ; Recipient of Various Prestigious Awards in ASCRS, APAO, WGC, IIRSI, AIOS, GSI, TNOA, LVPEI, DOS & Aravind Eye Care System Conferences; Management Committee Member - TNOA (2022-2025) ; Executive Member - YOSI (2022-2024)



Best Free Paper Awards
(for Free Papers Read at 81st AIOC, Kochi)





AIOS - Ocular Pathology / Ocular Oncology and Tumors Award



Sima Das (D10596)

[FP2118] : "Time To Diagnosis" in Newly Diagnosed Retinoblastoma: Interim Analysis from INPOG-RB-19-01.

Sima Das completed her basic medical education from Lady Hardinge Medical College, New Delhi. She did her postgraduate training in ophthalmology from Maulana Azad Medical College followed by a clinical fellowship in Ophthalmic plastic surgery, Orbit, Ocular oncology at the L V Prasad Eye Institute, Hyderabad. She is currently the Director of Oculoplasty and Ocular Oncology services at Shroff's Charity Eye Hospital. She is also the Director of Medical Education department at SCEH. Her area of interest includes ophthalmic plastic surgery, ocular and adnexal tumors specifically retinoblastoma, orbital diseases and reconstructive oculo-facial surgery and ophthalmic medical education.

AIOS - Optics/ Refraction / Contact Lens

Neethu Thankam Daniel (D20610)

Paper [Fp444] : Visual Rehabilitation and Quality of Life with Corneal Contact Lens in Irregular Astigmatism.

Fellow of International Council of Ophthalmology (FICO)- cleared Standard examinations ; Post-Graduation –(2022-2024). Secondary DNB (NBE).

I am completing my Secondary DNB from Sankara Eye Hospital, Coimbatore under National board of Examination in the year 2024. Post-Graduation –(2017-2019). Amrita Vishwa Vidyapeetham University. Completed my Diploma in Ophthalmology from Amrita Institute of Medical Sciences in the year 2019. M.B.B.S – 2015. Mahatma Gandhi University. Graduated from Pushpagiri Institute of Medical Sciences under MG University, Kottayam in the year 2015 march.

Professional Affiliations: Member AIOS - All India Ophthalmic Society ; Member KSOS – Kerala Society of Ophthalmic Surgeons; **Work Experience:** Pazhaveedu medical centre, Allepey as for 3 months. Kurian Opticals, Tripunithura as for 6 months. Surya eye hospital, Pallikkara.



Best Free Paper Awards
(for Free Papers Read at 81st AIOC, Kochi)



AIOS – Sujatha Savitri Rao Award

Shaifali Chahar (C17150)

[FP2261] : Transconjunctival Intra-Levator Triamcinolone for Upperlid Retraction in Thyroid Eye Disease
Shaifali Chahar has completed her medical education from Kasturba Medical College, Manipal and her post graduate training from Sir GangaRam hospital, New Delhi. She went on to do a short observership at Moorfield's eye hospital, London and worked in Bangalore as a junior consultant in Hours Speciality Eye care, Bangalore in department of Oculoplasty and Ocular Oncology. Currently she is pursuing her long-term fellowship in Oculoplasty, at Centre For Sight Hyderabad, under the mentorship of Santosh G Honavar. During her post-graduation she was nominated for Ravi K Jerath award gold medal for best outgoing post graduate student. She has presented in multiple national and international conferences and major award to her credit include the coveted E.T Selvam award for the best of the best physical poster presentation at All India Ophthalmological Society annual conference (AIOC) 2020, best poster presentation at Oculoplasty association of India (OPAI) 2022 and the best subject paper in oculoplasty in the 1st mid-term conference (AIOC) 2023.



AIOS - Om Prakash Award (Pediatric Ophthalmology)



Arvind Kumar Morya (M17612)

[FP80] : Posterior Phakic Intraocular Lens for Treatment of Refractive Amblyopia in Children and Adolescent
Arvind K Morya is presently working as Head and Additional Professor at All India Institute of Medical Sciences, Bibinagar, Hyderabad. He is providing Cataract, Glaucoma, Refractive, Cornea, Paediatric Ophthalmology and Medical Retina services. He has a teaching experience of more than 16 years. His few awards : First Indian to receive Ophthalmic Star Award at ESCRS Amsterdam ; First to receive Senior AIOS Achievement Award; International Ophthalmic Heroes of India Award Yr. 2021, 22,23; AIOS IJO Honour Award Yr. 2022,23; IIRSI Gold Medal, Yr. 2023; IIRSI Best Video Award, Cornea Category, Yr. 2021; Numerous Best Free Paper , Video and E-Poster Award at International and National Conferences ; Many Orator Award.

Best Free Paper Awards
(for Free Papers Read at 81st AIOC, Kochi)





AIOS – Prem Prakash Disha Award (Squint)

Shweta Chaurasia (S16093)

[FP1537] : Surgical Outcome of Full-Tendon Modified Nishida Procedure in Varied Large-Angled Complex Strabismus Associate Professor, Ophthalmology. PGIMER, Chandigarh Email id: shweta84omns@yahoo.com

Author is currently Associate Professor at Advanced Eye Centre, PGIMER, Chandigarh. She completed her graduation from MAMC, post-graduation from LHMC, New Delhi and senior residency from R P Centre, AIIMS, New Delhi. She looks after Pediatric Ophthalmology, Strabismus and Neuro Ophthalmology services and has experience of more than 10 years. She has special interest in complex strabismus, myopia, dynamic imaging and cerebral visual impairment. She has over 20 publications in indexed journals. She has presented several papers and has been invited as speaker in various national and international conferences. She has been awarded with Prof Kamlesh gold medal for the best paper and has several other awards have authored more than 25 publications in reputable indexed journals and actively participated in several national and international conferences as a speaker, sharing knowledge and advancements in the field. My dedication to research and clinical excellence has earned me the Prof Kamlesh Gold Medal and other prestigious awards.



AIOS – Shiv Prasad Hardia Award (Joint Winner) (Refractive Surgery)

Best Free Paper Awards
(for Free Papers Read at 81st AIOC, Kochi)

Ritica Mukherji (R22645)



- Ritica Mukherji is currently pursuing a long-term phacoemulsification and refractive surgery fellowship at Narayana Nethralaya, Bengaluru
- She completed her basic medical education from Uttar Pradesh and her Ophthalmology Post-graduation from Wardha, Maharashtra.
- She is a ratified member of the All-India Ophthalmological Society and Delhi Ophthalmological Society
- She has presented papers and posters at various national conferences.
- She has won Best Poster at International CXL Meet-Dec'22 at Zurich, Switzerland and ESCRS 2023, Vienna, Austria.





AIOS – Shiv Prasad Hardia Award (Joint Winner) (Refractive Surgery)

Vikas Verwal (V18051)

MBBS, MS (Ophthalmology), DNB (Ophthalmology), FICO (U.K), FLVPEI ; (Cornea and anterior segment, Hyderabad), FAICO (Refractive surgery).

Current place of work: Centre for Sight, Delhi-NCR

Years of experience in Ophthalmology: 11+ years

Specialities: Cataract - premium cataract surgeries including multifocal and toric IOLs, complicated cataract surgeries; Refractive services (SMILE, LASIK, ICL, PRK); Cornea services; Corneal transplants (PK, DALK, DSAEK, DMEK); y Eyes; Keratoconus and collagen cross linking; Pterygium surgery with over 11 years of experience in Ophthalmology, Vikas excels in advanced cataract surgery techniques (including Femto-Cataract and MICS- Micro-incision cataract surgery), refractive surgeries (including ICL, SMILE, LASIK, PRK) as well as all corneal procedures. He has performed more than 500 corneal transplants and has immense experience in all forms of advanced corneal surgeries like DALK, DSAEK and DMEK. Keratoconus, y Eyes and corneal infections has been his key areas of interest.



AIOS - Trauma Award

Prithvi Chandrakanth (C22539)

[FP1608] : D.O.T.S : Documenting Trauma with Smartscope Kit
Prithvi Chandrakanth currently working as a Medical Officer, Dept of Vitreoretinal services, Aravind Eye Hospital Coimbatore. He has been instrumental in creating frugal ophthalmic imaging devices like ASPI(Anterior Segment Photography with Intraocular lens) for anterior segment imaging, Trash To Treasure Retcam for posterior segment imaging, IOLSCOPE for fungal hyphae and parasite detection, ASPI-Gonio for anterior chamber angle imaging, Smartphone CO-aided cObalt Blue photography DO it yOurself(SCOOBY DOO) for cobalt blue stain defects on cornea, Gimbalscope for imaging retinoscopy reflexes, Slit lamp Iolscope Microscopy(SLIM) for point of care diagnostic of fungal hyphae detection, Smartscope Kit and many more. He has published 20+ Articles in various PubMed indexed journals, 100+ Scientific Presentations at various International and National Conferences, Conducted various Instruction Courses as Chief Instructor in AIOS and KSOS and Co-Instructor in APAO, AIOS, KSOS, YOSI and in TNOA. He is recipient of Awards in APAO, World ROP Congress, AIOS INNOVATION FORUM, IJO, IIRSI, AIOS, AIOS Think under the apple tree, Cahotech, WWCRS and KSOS.



Best Free Paper Awards
(for Free Papers Read at 81st AIOC, Kochi)





AIOS – Narsing A Rao Award (Uvea)



Sangeet Mittal (M09477)

[Fp1321] : Home-Made Do-It-Yourself Aqueous Sampling Device for Anterior Chamber Tap in Endophthalmitis

Sangeet Mittal is working as Director, Vitreo-Retina at Third Eye Hospital, Jalandhar. He did his graduation from Government Medical College Amritsar and post-graduation from PGI, Chandigarh. He did his fellowship in vitreo-retinal surgery at Sankara Nethralaya, Chennai. He was awarded V.T. Joshi Gold Medal for best fellow by Medical Research Foundation in 1997. He was also awarded J.M. Pahwa best paper award by the VRSI (Vitreo-Retinal Society of India) in 2009. He won the best free paper award at the annual conference of AIOS (All India Ophthalmological Society) twice in 2010 & 2019. He won best scientific poster awards at annual conferences of various societies including VRSI and Punjab Ophthalmological Society. His area of interest is Vitreo-retinal Surgery. At Thind Eye Hospital, He has performed more than 14,000 major vitreo-retinal surgeries. He won the 'Best of the Show' award at the annual conference of EVRS (European Vitreo-Retinal Society) for 3 consecutive years in 2017, 2018 & 2019. Seeing his international achievements he was awarded 'Ophthalmology Star of India' by AIOS in February 2020. In 2021, AIOS annual conference, he became first individual to be awarded 3 top awards viz. C.S. Reshmi Award for best Video, E.T. Selvam Award for best physical poster and the AIOS Trauma Award for best free paper on trauma.

AIOS – S Natarajan Award (Vitreo-Retinal Diseases)

Poornachandra B (P14831)

[Fp1647] : Novel Genotype-Phenotype Correlation and Exploring Potential for Gene Therapy in Stargardt Disease

Vitreo Retinal Surgeon, Consultant, Dept of Electrophysiology And Clinical genetics Narayana Nethralaya

- Has completed post-graduation from the prestigious Armed Forces Medical College, followed by long term fellowship in Vitreo Retinal Surgery from Narayana Nethralaya Bangalore.
- Undergone additional training in inherited retinal disorders and Electrophysiology from Moorfields eye hospital, London.
- Completed preceptorship on Age related eye disease from save sight Institute, Sydney.
- Presented several papers on national and international forums. Has published many articles in peer reviewed journals.
- Has won several awards including Rema Mohan award for Best Paper Retina, Prof S Natarajan award for Best paper in Vitreo Retinal diseases at AIOS and Best of IJO award.
- Areas of interest research - Inherited retinal diseases, Electrophysiology, retinal vascular diseases and gene therapy.



Best Free Paper Awards
(for Free Papers Read at 81st AIOC, Kochi)





Best Physical Posters Awardees (AIOC 2023)

AIOS - ET Selvam Award (Best Scientific Poster)

[FP299] : The battle against retinopathy of prematurity blindness:
15 years of a tele-rop program



Anand Vinekar (V10089)

Anand Vinekar, is the Founder and Program Director of KIOP, a tele-ROP program in India which was founded in 2007. This program is regarded as one of the largest telemedicine initiatives in the world addressing the challenges of ROP management in unserved areas in rural India, and has mentored several such programs across the world. KIOP serves over 145 NICUs, and its model has been validated by the CDC guidelines and UNDP as an ideal model for middle-income countries. He is a member of the national task force for ROP in India and has served as an advisor for ROP screening protocols for India and three other nations. He served on the ICROP-3 committee, ORBIS, Queens Diamond Jubilee Trust, IAPB and UNICEF committees and was the organizing secretary of the 5th World ROP Congress in 2022. He has won several distinguished awards, including the Innovator of the Year by Govt of India, KR Datta, P. SivaReddy, Col Rangachari, ET Selvam and JM Pahwa, AIOS-IJO Gold, Researcher of the Year among others, for his contribution to the field.



Manpreet Kaur

(K18920)

Cataract

[FP206] : 3-dimensional Heads Up Display in Phacoemulsification- Learning Curve and Challenges



Anand Vinekar

(V10089)

Community / Social Ophthalmology

[FP299] : The Battle Against Retinopathy of Prematurity Blindness: 15 Years of a Tele-rop Program

Physical Posters
(Presented at 81st AIOC, Kochi)





Sumeet Khanduja
(K11290)
Comprehensive Ophthalmology
[FP521] : Comparative study of 3D videos recorded on diy 3d recording assemblyvs conventional recording



Muraleedhara R
(M13058)
Cornea
[FP1300] : Surgical Management of Corneal Keloids in children



Amit Kumar Deb
(D17383)
Diabetic Retinopathy / Medical Retina
[FP346] : Double Disk Double Risk



Deepak Mishra
(M12337)
External Disease
[FP1847] : Efficacy of Chloroquine Phosphate Eye drops in dry Eye Patients



Sruthi Talla (S23455)
Glaucoma
[FP299] : B/L Secondary Angle Closure Glaucoma as an Initial Manifestation of Systemic Lupus Erythematosus



John Davis Akkara Lacrimal (A19733)
[FP1835] : Designing and Making an Open Source, 3D Printed, Punctal Plug with drug Delivery System



Karthik Kumar Mani
(M17773)
Neuro Ophthalmology
[FP1180] : Lamina Cribrosa Thickness in Patients with non Arteritic Anterior Ischemic Optic Neuropathy



Rolika Bansal (R21494)
Ocular Pathology / Ocular Oncology and Tumors
[FP1047] : Orbital Solitary Fibrous Tumor – Clinical Manifestations, Management and Outcome



Prithvi Chandrakanth (C22539)
Optics/ Refraction / Contact Lens
[FP1612] : Gimbal-scope - Every Beginner's Retinoscopy Teacher !



Shaifali Chahar (C17150)
Orbit / Oculoplasty
[FP984] : Transconjunctival Intra-levator Triamcinolone for Upperlid Retraction in Thyroid Eye Disease



Bharat Gurnani (G19198)
Pediatric Ophthalmology
[FP1116] : Cyanoacrylate Glue as a Novel Adjunctive Treatment Modality for Pythium Insidiosum Keratitis



Pooja Khamar (K17849)
Refractive Surgery
[FP1526] : A Novel Artificial Intelligence and Simulation iven "PATH-FINDER" in Refractive Surgery



Gayathri Panicker (G22806)
Squint
[FP2073] : Strabismus Surgery Outcomes after Childhood Cataract Surgery



Rajalakshmi S (R15744)
Trauma
[FP366] : The Fragile Fissure Fractures – A Traumatic Termination of Eyesight!



Aditya Patil (P24917)
Uvea
[FP1238] : Exploring Tear Cytokine Profile In Fuch's Uveitis syndrome Vs. Controls



Henal Javeri (H21867)
Vitreous Retinal Diseases
[FP1047] : To Operate or Not? Post-operative Outcomes in our Series of LHEP Patients

Physical Posters

(Presented at 81st AIOC, Kochi)





Best Poster Podium Presentation Awardees AIOC 2023, Kochi

Best of The Best Poster Podium Presentation



Smith Sute (S21810)
Refractive Surgery
[FP21] : Comparison of Long-term Outcomes and Refractive Stability Following Smile Versus Smile Xtra



Shail Vasavada (V13188)
Cataract
[FP2006] : Intraoperative Performance and Outcomes during Phacoemulsification with Three Fluidic Systems



Rolika Bansal (R21494)
Community / Social Ophthalmology
[FP1035] : The Return of the Brave Hearts: Retinoblastoma after the Covid-19 Pandemic



Meena Gopinath Menon (M08979)
Comprehensive Ophthalmology
[FP178] : Glaucoma in Aniridia-A Giant Black Hole in Visual Impairment



Soham Basak (B16308)
Cornea
[FP1124] : First 47 DMEK Surgeries: Outcomes and Complications: Transition From DSEK

Best Poster Podium Presentation
(Presented at 81st AIOC, Kochi)





Manavi Deokrishna Sindal (S11035)
Diabetic Retinopathy & Medical retina
[FP258] : Unusual Associations with Aggressive Retinopathy of Prematurity



Ramya Chelliah (C18638)
External Disease
[FP1894] : Assesment of Risk Factors for y Eye Disease among Doctors during Covid Pandemic: an Online Survey



Swati Upadhyaya (U10130)
Glaucoma
[FP768] : Bent Needle AB Interno Goniotomy- Preliminary Results



Shiwali Raj (S25073)
Lacrimal
[FP2246] : Comparative Study Between DCR with Bicanalicular Intubation and DCR using Mitomycin C



B. A. Maithri (B20101)
Neuro Ophthalmology
[FP813] : A Descriptive Study on the Clinical Profile of Compressive Lesions of the Optic Chiasm



Sonali V. Kumar (S11777)
Ocular Pathology / Ocular Oncology and Tumors
[FP33] : Safety Andeficacy of indigenously Developed Ruthenium106 Eyeplaque for Brachytherapy of Oculartumours



Haimanti Choudhury (C10327)
Optics / Refraction/ Contact Lens
[FP338] : Effect of Online Education on Refractive Status of School children after Covid 19 Home Quarantine



Vatsalya Venkatraman (V22323)
Orbit & Oculoplasty
[FP401] : Evaluation of Platelet Rich Fibrin as a Surface Healing Succor in Contracted Socket Reconstruction

Best Poster Podium Presentation
(Presented at 81st AIOC, Kochi)





Deeksha Rani (D22318)
Pediatric Ophthalmology
[FP660] : Clinical Outcomes of Retro-Pupillary Iris Claw IOL in Pediatric Age Group



Kuldeep Kumar Srivastava (S06431)
Squint
[FP1233] : Nasal Transposition of Split Tendon Lateral Rectus Muscle for Complete III Nerve Palsy



Avadhesh Oli (O13081)
Trauma
[FP769] : Unusual Case of Subretinal Fluid Following open Globe Injury



Abhilasha Baharani (B12570)
Uvea
[FP1004] : Epidemic Retinitis: Doxycycline or Steroids First? An OCT Angiography Based Study



Karobi Rani Lahiri (L04226)
Vitreo Retinal Diseases
[FP1210] : ROP Crunch: How Difficult Does the Situation Get?

Best Poster Podium Presentation
(Presented at 81st AIOC, Kochi)





TOP 16 VIDEOS (AIOC-2023)

AIOS - C.S Reshmi Award (Best Video) Joint Winners



DR. K. S KUMAR

MBBS (Bangalore University) 1982-1988

(2nd rank in final MBBS professional examination)

M.S. (PGIMER) 1988 -1991

DNB 1992; FRCS (ED) & M.Med (Singapore) 2000

Positions Held:

Registrar in vitreoretinal at Lion's eye hospital, Bengaluru
Oct 1992 – August 1993

Chief, Vitreoretinal services, Narayana Nethralaya Oct
1993 – April 2005

Current Position:

Medical Director at Kumar Nethralaya

AIOS - C.S Reshmi Award (Best Video) Joint Winners



Aditya Sudhalkar

Aditya Sudhalkar obtained his Masters' degree in Ophthalmology in the year 2010 from the M & J Western Regional Institute Of Ophthalmology, Civil Hospital, Ahmedabad. He went on to pursue a fellowship in Vitreoretinal Diseases and Surgery at the LV Prasad Eye Institute, Hyderabad. He also consults and operates in Germany. He enjoys research and has 67 publications in various leading international ophthalmic journals. He has several presentations at various national and international conferences to his credit. He is a faculty at the minimal buckling surgery teaching course at EURETINA and has been awarded the KREISSIG TRAVEL GRANT FOR EURETINA. He has coauthored a book on Minimal Surgery for Retinal Detachment. His areas of interest are medical and surgical retina and endophthalmitis





TOP 16 VIDEOS (AIOC-2023)



Jananee Rajendran
(J24754)
[VT120] : Bent Angle
Needle Gonnectomy
(BANG): A New Era in
Migs Platform
Anterior Segment - I



Vanita Pathak Ray
(V15422)
[VT134] : Phaco-en-
docycloplastic Reso-
lution of Acute-on-
chronic Primary Angle
Closure Glaucoma
Anterior Segment - I



Maneesh Bapaye
(B12628)
[VT146] : Triple Pro-
cedure For Micro-
spherophakia
Anterior Segment - I



Satish Shet
(S11578)
[VT453] : Let Me Flow;
OmniGlow- A Nextgen
GDD Shunt From AC to
Retrobulbar Space
Anterior Segment - I



J. S. Titiyal (T06991)
[VT63] : Intraoperative
Optical Coherence
Tomography Guided
Management of Post-
lasik Epithelial Ingrowth
Anterior Segment - II



Soham Basak
(B16308)
[VT263] : Role of Msics
in DMEK-TRIPLE for
Fuchs' Dystrophy with
Small Pupil and Brown
Cataract
Anterior Segment - II



Vivekanandan V R
(V20859)
[VT281] : Flanges -
"MJÖLNIR" of
Ophthalmology
Anterior Segment - II



Rakesh Shakya
(S13665)
[VT283] : Modified
NPDS Using Sub-flap
Mattress Suture with
Phaco and IOL in POAG
- A New
Innovative Option
Anterior Segment - II





82nd Annual Conference of All India Ophthalmological Society, 2024



Neeraj Israni
(I21071)
[VT15] : Storm: Slit Lamp
Assisted Toric Marker
(A Novel Innovation)
General Film



K. S. Kumar
(K08476)
[VT173] : A Preamble to Ophthalmic
Surgical Pedagogy



**Aditya
Sudhalkar**
(S13107)
[VT496] : A Whole
New World



Daraius Shroff
(S10741)
[VT16] : The Post
Covid-19 Fungal
Blizzard!
Posterior Segment



**Pramod Kumar
Suman** (S22576)
[VT100] : Tractional
Retinal Detachment in
Familial Exudative Vitreo-
retinopathy
Posterior Segment



Divya Balakrishnan
(B14043)
[VT113] : Pearls in
Pediatric Retinal Surgery
Posterior Segment



Alok Sen (S09871)
[VT160] : Autologous
Retinal Transplan-
tation for Recurrent
Retinal
Detachment Due to a
Large Macular Hole
Posterior Segment



John Davis Akkara
(A19733)
[VT449] : Pocket
Foldable Fundascope -
Revolutionary,
Affordable, Ultrapor-
table Smartphone
Retinal Camera
Posterior Segment

TOP 16 VIDEOS (AIOS-2023)





Senior Achievement Awards

(Based on the points accumulated from AIOC 2019, Indore till AIOC 2023, Kochi)



Mehul Shah



Shreya Shah



Rohit Shetty

Achievement Awards

(Based on the points accumulated from AIOC 2019, Indore till AIOC 2023, Kochi)



Ashok Kumar Grover



Jyotirmay Biswas



J. S. Titiyal





82nd Annual Conference of All India Ophthalmological Society, 2024



Mahipal S. Sachdev



Lalit Verma



D. Ramamurthy



Namrata Sharma



Mohan Rajan



Santosh G. Honavar



M. Vanathi



Kasturi Bhattacharjee



Shrinivas M. Joshi

Senior Achievement Award





Rohit Saxena



Deepak Mishra



Pooja Khamar



Prasanna Venkatesh
Ramesh

Achievement Award



Best Papers From Different States of India

Following are the winners of Best State Paper at the Annual Conference of Respective State Societies- As Communicated by the State Society. These Free Papers are Eligible for Free Registration for the 82nd AIOS annual Conference + Rs 10,000/- as a Travel Grant from AIOS on Submission of Valid Documents (Travel/Accommodation)



Ashok K (K16863)
An Innovative DIY manual technique for silicon oil removal Vs Machine based approach - A Comparative Study
A. P. State Ophthalmological Society (Joint)



Bhavik Panchal (P16991)
Anterior Segment OCT to diagnose occult scleral tear - Novel non invasive technique
A. P. State Ophthalmological Society (Joint)



Prateek Nishant (N21633)
Clinical-Angiographic comparison of retinal findings and a new classification system for hypertensive Retinopathy
Bihar Ophthalmological Society



Arpita Kulshrestha (A25449)
Effect of combined Vectored Thermal Pulsation therapy and Omega 3 fatty acid supplementation on Meibomian Gland Dysfunction
Chandigarh Ophthalmological Society



Anil B Gangwe (G14687)
Comparison of reactivation between Ranibizumab and Bevacizumab in aggressive retinopathy of prematurity: A retrospective case series
Chhattisgarh State Ophthalmological Society



Haziqa Bashir Bhat (H28478)
Efficacy of low dose atropine (0.01%) in the progression of childhood Myopia
J & K Ophthalmological Society



Shitala Yumnam (S26323)
Digital screen time and sleep deprivation-a concern for y eyes among medical students
Jharkhand Ophthalmological Society

Best Papers From Different States of India





Poornachandra B
(P14831)
Predictive, Preventive and
Therapeutic strategies for
Retinal dystrophies
**Karnataka
Ophthalmological
Society**



Jiz Mary Santhosh
(J19562)
Real world experience of
switching to Aflibercept
in PCV cases refractory to
other anti-VEGF agents
**Kerala Society of
Ophthalmic Surgeon**



M A Khurram
(K03182)
Incidence of Ocular Ali-
ments in Slums and Rural
Areas
**M. P. State
Ophthalmological
Society**



Lahiri Karobi
(L04226)
ROPER
**Maharashtra
Ophthalmological
Society**



Srikanta Sahu
(S11533)
Outcomes of DMEK with
and without peripheral
Iridotomy
**Odisha State
Ophthalmological
Society**



**Kavitha Ramakrish-
na** (K08218)
Underdiagnosed Ocular
Dirofilaria - A Synopsis
**Tamil Nadu
Ophthalmic Association**



Maya Hada (M19909)
Periorbital Necrotising Fasi-
ciitis : Clinico- microbiologi-
cal Profile and Outcomes in
14 cases
**Rajasthan
Ophthalmological
Society**



Devika Saxena
(D26475)
Obscure intracranial
pathology manifesting as
acute acquired comitant
Esotropia
**Telangana
Ophthalmological
Society**

Best Papers From Different States of India



Chintan Desai
(D20236)
PFCL assisted full thickness macular hole closure: Comparison and outcomes
Uttarakhand State Ophthalmological Society



Mukta Sharma
(S16961)
Clinical Appearances vs Histopathological diagnosis in benign soft tissue tumors of the lid
Himachal Pradesh Ophthalmological Society



Sanskriti Agarwal
(S26777)
Clinico epidemiological profile of patients presenting with traumatic corneal lacerations at a tertiary healthcare center of North India.
Haryana Ophthalmological Society



Shubhi Sachan
(S28291)
Comparison of 20% Autologous platelets rich plasma Versus Conventional treatment in moderate to severe dry eye
Uttar Pradesh State Ophthalmological Society



Charu Maggo (C28492)
Role of primary vitrectomy with internal limiting membrane peeling for management of diabetic macular edema with plaque like subfoveal hard exudates.
Punjab Ophthalmological Society



Sudipta Das
(D12481)
Incidence of Aggressive ROP and management with Biosimilar Ranibizumab and laser in a Tertiary Eye Centre in Eastern India
Ophthalmological Society of West Bengal (Joint)



Bristi Majumdar
(B26308)
Structural Analysis of Macula post Macular Hole Surgery using Multicolor Imaging
Ophthalmological Society of West Bengal (Joint)



Krishnapriya J Kaimal (K27847)
Microalbuminuria and low hemoglobin as risk factors for the occurrence and severity of Diabetic Retinopathy
Ophthalmological Society of Assam

Best Papers From Different States of India





Best Free Paper of the Session (BPOS), AIOS-2023

- Congratulations to all the Awardees for winning the Best Free Paper of the Session
- Beginning AIOC-2023, Scientific Committee is awarding the Best Paper of Each Session (BPOS). By giving "Certificate of Merit" which already have been uploaded on respective dashboard. You can download it by login at : <http://www.aios-scientificcommittee.org/>

Section	Free Paper No.	Presentig Author
Cataract - I	FP205	Manpreet Kaur
Cataract - II	FP696	Sanket Bhatnagar
Cataract - III	FP1700	Sourabh Patwardhan
Cataract - IV	FP2215	Krupali Sheth
Community / Social Ophthalmology - I	FP421	V. Vasumathy
Community / Social Ophthalmology - II	FP1079	Hirika Gosalia
Community / Social Ophthalmology - III	FP1893	Rath Suryasnata
Community / Social Ophthalmology - III	FP2276	Rolika Bansal
Comprehensive Ophthalmology	FP2038	Jitendra Nenumal Jethani
Cornea - I	FP1790	Manu Saini
Cornea - II	FP1273	Muraleedhara R
Cornea - III	FP318	Siddharth Narendran
Diabetic Retinopathy & Medical retina - I	FP1479	Saarang Hansraj
Diabetic Retinopathy & Medical retina - II	FP1952	Thirumalesh M. B
External Disease	FP644	M. Vanathi
Glaucoma - I	FP1264	Tania Ray (Bhadra)
Glaucoma - II	FP1143	Siddharth Dikshit
Glaucoma - II	FP1585	Toshit Varshney
Glaucoma - III	FP2232	Nilesh Kumar
Lacrimal	FP1607	Deepak Mishra
Neuro Ophthalmology - I	FP956	Chinmay Mahatme
Neuro Ophthalmology - II	FP1460	Prasanna Venkatesh Ramesh
Ocular Pathology / Ocular Oncology and Tumors	FP2118	Sima Das
Optics / Refraction / Contact Lens	FP444	Neethu Thankam Daniel
Orbit & Oculoplasty - I	FP1074	Samya Mujeeb
Orbit & Oculoplasty - II	FP2261	Shaifali Chahar
Pediatric - I	FP1409	Vibha Badrinath
Pediatric - II	FP80	Arvind Kumar Morya
Refractive Surgery	FP736	Vikas Veerwal
Refractive Surgery	FP1312	Ritica Mukherji
Squint	FP1537	Shweta
Trauma	FP1608]	Prithvi Chandrakanth
Uvea	FP1321	Sangeet Mittal
Vitreous Retinal Diseases - I	FP871	Akash Belenje
Vitreous Retinal Diseases - II	FP935	Jiz Mary Santhosh
Vitreous Retinal Diseases - III	FP1647	Poornachandra B
Vitreous Retinal Diseases - IV	FP325	Siddharth Narendran



AIOS-ENDOWMENT LECTURE SERIES at AIOC Kolkata 2024

A New Initiative by Scientific Committee AIOS-to Honor the Pioneers of Ophthalmologist

Chairpersons

Harbansh Lal, G Nageswar Rao, Samar K Basak, Barun Kumar Nayak

Co-Chairpersons

Santosh G. Hanavar, Manoj Mathur, Prashant Bawankule, Krishna Prasad Kudlu

Scientific Committee Panel

Jatinder Singh Bhalla, Somasheila Murthy, Amit Porwal, Fairouz PM, Vardhaman Kankariya, Pradip Mohanta

Moderator

Namrata Sharma

Date : 14-03-2024

Time : 02:45-04:00

Hall : HALL 3



AIOS – Daljit Singh Endowment Lecture By T. P Lahane

My second birth and rural work in ophthalmology
Medical Director Raghunath Netralaya

AIOS – Gullapalli N Rao Singh Endowment Lecture By Prajna Venkatesh

Advances in the diagnosis of infectious keratitis
Chief -Dept. of Medical Education-AECS



AIOS- L P Agarwal Endowment Lecture By Mahipal Sachdev

Chairman & Medical Director, Centre For Sight Group of Eye Hospitals

AIOS- P. Namperumalsamy Endowment Lecture By Lalit Verma

Director of Vitreo-Retina services, Centre For Sight Group of Eye Hospitals



AIOS- S.S. Badrinath Endowment Lecture By Guruprasad Ayachit

The art and science of clinical acumen building during VR fellowship
Head of Vitreo-Retinal services, MM Joshi eye institute





National Societies





PG Capsule - Cornea & Ocular Surface

Date : 13-03-2024
Time : 08:30-10:30
Hall : HALL 7 (Level 1)

Expert Panel: Namrata Sharma, Ritika Sachdev, Prafulla Maharana, Jaya Gupta, Ritu Nagpal, Anu Malik

1. **Soukanti Srinath** - KERARITIS CHRONICLES: Unmasking the layers of infection, Diagnosis and treatment S27797
2. **Amit Kumar** - A case keratitis by rare fungus K26063
3. **Priyanka Ramanathan** - Atypical Corneal Ulcer P25280
4. **Pankhudi Verma** - Pythium Keratitis P28476
Faculty Lecture/Discussion
5. **Shivangi Trehan Jawa** - A rare case of Herpes Zoster Ophthalmicus with Hyphema S28585
6. **Prince Abu Aamir** - Effect of topical insulin on non healing corneal ulcer A27841
7. **Preeti Karn** - Multidisciplinary approach in a case exposure keratitis with vestibular schwannoma and seventh cranial nerve palsy- P27344
Faculty Lecture/Discussion
8. **Ruchi Agarwal** - Atypical presentation of Foster-Kennedy syndrome
9. **Aahan Shah** - Keratoconus S26790
10. **Navya K C** - A Rare Case Of Brittle Cornea Syndrome With Blue Sclera- Case Report N28684
11. **Ishita Maurya** - A rare case of Brittle Cornea Syndrome- One in a million case I27290
12. **Sneha Jain** - Epithelial Debridement- A simple clinical method for Prognostication in cases of bullous keratopathy undergoing corneal transplant
Faculty Lecture/Discussion
13. **Deepthi Ravichandran** - Post DSAEK Spontaneous graft attachment D28168
14. **Ashmita Adhikari** - Interface Keratitis in Lamellar Keratoplasty A26052
Faculty Lecture/Discussion
15. **Sanjay Sharma** - Chronic Vernal Keratoconjunctivitis with 360 degree limbal stem cell deficiency
16. **Mrunal Thangan** - Steroid abuse in VKC
Faculty Lecture/Discussion
17. **Kopal Shrivastav** - Carbide related ocular thermo chemical burn K28106
18. **Anik Ghosh** - Calotropis Induced Keratitis – A Case Report G27898
19. **Meshram Sheel Ashwinkumar** - Lid Margin Mucous Membrane Grafting in Lid Wiper Keratopathy
20. **S.Kalapriya** - LVP Keratoprosthesis





PG CAPSULE - Ocular Immunology

Experts Panelist: Sarita Beri, Anurag Narula, Sishir Agrawal, Jaya Gupta, Ritu Nagpal

Date : 13-03-2024
Time : 10:30-11:30
Hall : HALL 7 (Level 1)

1. **Archana Kumar** - BLAU Syndrome
2. **Ananya Hota** - Anterior Uveitis in a young patient: a case report A26811
3. **Sakshi Dhamiwal** - POSTERIOR SCLERITIS IN A CHILD: UNRAVELLING THE ENIGMA S27913
4. **Bharath Mandha** - Posterior scleritis in a child : Unraveling the enigma
Faculty Lecture/Discussion
5. **Divya Khanduri** - Insight into Peripheral ulcerative Keratitis: Identifying Risk factors analyzing clinical presentations and evidence based management strategies D28366
6. **Mayuri Phatak** - Spontaneous healing of Bilateral Mooren's Ulcer M27011
Faculty Lecture/Discussion
7. **Sayali Shaha** - VKH Syndrome S27653
8. **Soumyadip Mondal** - A rare case of Vogt Koyonagi-Harada Syndrome in a young female patient M27867
9. **Sunny** - Acute Retinal Necrosis- the Diagnostic Dilemma S26616
10. **Priyanka Ramanatha** - Unusual coats-like response in Occlusive Retinal Periphlebitis P25280
11. **Shrini Jogalekar** - Multifocal retinitis
Faculty Lecture/Discussion



PG CAPSULE - Vitreo-Retina

Experts Panelist: BP Guliani, Sarita Beri, Anurag Narula, Sishir Agrawal, Ankur Singh

Date : 13-03-2024
Time : 10:30-11:30
Hall : HALL 7 (Level 1)

1. **Meghana Kandi** - Retinal detachment M27497
2. **Gautam Kackar** - A Tract In The Retina K26502
3. **Shraddha Shataparba** - Vitreous Cysts-A clinical rarity
4. **Kalapriya** - FEVR
5. **Harleen Kaur** - Pre-Eclampsia induced central serous choroidopathy and B/L Serous RD
6. **Sowmya Shree B V** - A CASE OF BILATERAL EXUDATIVERETINAL DETACHMENT S24860
Faculty Lecture/Discussion
7. **Nivedha S** - Uncommon Encounter Retinal Vein Occlusion N28706
8. **Ajay** - Leber's Multiple Miliary Aneurysm A27796
Faculty Lecture/Discussion
9. **Shebsan Mohammed** - Optic pit with macular hole M27073
10. **Parmet Singh** - Sub-Macular Neurocysticercosis Cyst with macular Hole S27893
11. **Darrin Jose Puthenpurackal** - Role of Intravenous Methylprednisolone in the management of Traumatic Macular Hole a case report. D27406
Faculty Lecture/Discussion
12. **Sonali Pradhan** - Endophthalmitis S27326
13. **Kopal Shrivastav** - Complete and early vitrectomy for acute post-op endophthalmitis leading to good visual recovery K28106
14. **Yukta Patel Viral** - Co-Infection In An immunocompetent Male: A diagnostic Quest! Y28735
15. **Poorva Dige** - Pseudophakia with acute endophthalmitis
Faculty Lecture/Discussion
16. **Ishwarya Anandhi Murugesan** - A case of Atypical Choroidal Melanoma I28722
17. **Markandeya Singh** - Foveal Aplasia S26624
18. **Anirudh Heroor** - Paracentral Acute Maculopathy in a Patient with Myelin Oligodendrocyte Antibody associated disease





PG CAPSULE - Oculoplasty & Oncology

Date : 13-03-2024
Time : 10:30-11:30
Hall : HALL 7 (Level 1)

Experts Panelist: Ruchi Goel, Sima Das, Anu Malik, Richa Abhisek Gupta

1. **Kopal Shrivastav** - Orbital Cellulitis K28106
2. **Tania Chakraborty** - A case report of post sinusitis huge orbital abscess in a one month old infant T27346
3. **Debotosh Ghosh** - A rare case of orbital myiasis G27892
4. **Sourav Dey** - An unusual case of ocular Rhinosporidiosis D27977
5. **Kalapriya** - Orbital apex syndrome secondary to herpes zoster ophthalmicus: A potentially preventable rare neurological complication
6. **Samarpita Dhar** - Sino orbital cutaneous fistula S27956
Faculty Lecture/Discussion
7. **Akshay Kumar** - OSSN
8. **Deeksha Kamath** - Conjunctival Hamartoma D28332
9. **Arnab Roy** - A case of invasive squamous cell carcinoma R25654
10. **Hasan Naz** - Cavernous Hemangioma of the orbit
11. **Supriya Sharma** - An interesting case of cavernous hemangioma in orbital cavity S26564
12. **Tanu Bhanot** - "A Rare Case Of Hemorrhagic Orbitalproptosis Post- PPV Leading To Incident-aldiagnosisOf Glanzmann's Thrombasthenia In Achild With Stickler Syndrome" T26964
Faculty Lecture/Discussion
13. **Aruna** - Ocular Myasthenia Gravis A27480
14. **Rashmani Rashmi** - A case of simultaneous ocular myasthenia gravis with thyroid eye disease(frozeneyeball) R26668
Faculty Lecture/Discussion



PG CAPSULE - Squint & Neuro-Ophthal

Date : 13-03-2024
Time : 10:30-11:30
Hall : HALL 7 (Level 1)

Experts Panelist: Sucheta Parija, Gunjan Saluja

1. **Sarbaraj Nag** - Bilateral Optic Neuritis in Acute disseminatedencephalomyelitis (ADEM): A child with sudden visual loss. N27509
2. **Sanjukta Kar** - A case of atypical opticneuritis due to tuberculosis S28677
3. **Saloni Une** - Rituximab induced optic neuritis in a young female patient S28347
4. **Reshma Kuruthukulangara Romanas** - Pediatric Optic Neuritis R27404
5. **Akshat Jain** - Retinitis post febrile illness with Optic Neuritis
6. **Parul Sandhwani** - Neuromyelitis Optica Spectrum Disorder and role of hormones Faculty Lecture/Discussion
7. **Sai Thaejesvi Gopalakrishnan** - LMN Facial palsy S27603
8. **Dipti Shikha Kamar** - Acquired abducens nerve palsy D27532
9. **Manasi Manke** - The twisted tale of a turned eye M25658
10. **Samarpita Dhar** - Pituitary macroadenoma S27956
11. **Akshay Kumar** - Exotropia
12. **Mohan Krishnareddy Narala** - Eight and Half Syndrome
13. **Sarbaraj Nag** - The two-siblings model of understanding personality theoryin causation of squint. N27509 Faculty Lecture/Discussion
14. **Aruja Gangwani** - Idiopathic choroidal folds with pseudo disc edema: A clinical A25837
15. **N. Srija** - A case of idiopathic intracranial hypertension
16. **Rishabh Narula** - Cortical Visual Impairment – Vision Therapy and Outcomes N26808
17. **Devu Krishna T** - Unveiling a masquerade: A rare journey from Bergmeister papilla to pituitary tumor D27262





PG CAPSULE - Glaucoma & Trauma

Date : 13-03-2024
Time : 10:30-11:30
Hall : HALL 7 (Level 1)

Experts Panelist: Richa Abhisek Gupta, Anu Malik,
Gunjan Saluja, Nitika Beri

1. **Navdeep Kaur** - Drug induced acute attack of B/L Angle Closure Glaucoma N27185
2. **Pankhudi Verma** - Primary angle closure glaucoma with retinitis pigmentosa P28476
3. **Ishan Goyal** - Open Angle Glaucoma secondary to angle recession. G28086
4. **Vibha Singh** - Ocular hypertension Post phakic IOL
Faculty Lecture/Discussion
5. **Arushi Aggarwal** - Restoring a lost globe post trauma A27883
6. **Resham Khatri** - A rare and successful management of pediatric lime injury during covid pandemic R26412
7. **Vanshika** - A Case Report -Traumatic Choroidal Rupture following Zygomaticomaxillary Complex fracture V28110



Think Under The Apple Tree Session 1

Chairperson : Tariq Qureshi

Co- Chairperson : Omkar Telang

Moderator : Srinivas Joshi

Judges: Rajiv Gupta, K. Shyam Sunder, Radhika Natarajan, Vineet Ratra, Gopal Arora

Date : 13-03-2024

Time : 09:00-10:00

Hall : Hall 2 (Level 2)

1. Precision Toric -a new, AI-ML based, cost effective, intraoperative, real time toric guidance system (04 mins) : **Swapnil Kothari**
2. Head Mounted Hand held Slit lamp (04 mins) : **Neeraj A Israni**
3. OMNIFLO - A Novel Drainage Device in the Management of Most Complicated Open Angle Glaucoma (04 mins) : **Arvind Kumar Morya**
4. A Novel Human-In-The-Loop AI Toolbox For Multimodal Assessment Of Anterior Chamber Angles (04 mins) : **Prasanna Venkatesh Ramesh**
5. visual rehabilitation with house hold artifacts and living space modifications (04 mins) : **Ashwini Kumar**
6. An Innovative Simple & Novel AC Paracentesis Device for safe intravitreal injection (04 mins) : **Santosh Agrawal**
7. FunDaMed Eyedrops - Eyedrops Prescriber, Reminder, Tracker and Monitor(04 mins) : **John Davis Akkara**
8. An innovative low cost dry eye treatment (04 mins) : **Ankit Agrawal**
9. Tenon's Patch Graft with Amniotic Membrane : An Overlay Technique(04 mins) : **Devi Aiswarya Das**

02 Mins Discussion for Each Presentation





Think Under The Apple Tree Session 2

Date : 13-03-2024
Time : 10:00-11:00
Hall : Hall 2 (Level 2)

Chairperson : Vineet Ratra

Co- Chairperson : Manavi Sindal

Moderator : Anagha Heroor

Judges: Sucheta Parija, Girish Rao, Jyotirmay Biswas,
Jeevan Titiyal, Rohit Shetty

1. ORTHOPTEK Magnocellular Stimulator - A Novel Innovation in the Management of Amblyopia (04 mins) : **Swapnil Kothari**
2. A Novel study on Timolol Maleate 0.5% Eye drop As a Potential Agent for Presbyopia Correction (04 mins) : **Neeraj A Israni**
3. Negative Dysphotopsia - An Futuristic Approach (04 mins) : **Arvind Kumar Morya**
4. Universal Slit lamp adapter (04 mins) : **Prasanna Venkatesh Ramesh**
5. Breaking Barriers-Evaluating Macular Edema on Portable Low-Cost,High Performance Spectral Domain OCT (04 mins) : **Ashwini Kumar**
6. LumiZoom (04 mins) : **Santosh Agrawal**
7. Tear biomarkers to predict activity: South Indian Thyroid eye disease study (SITED) (04 mins) : **John Davis Akkara**
8. Innovative 3D printed B Scan working teaching model (04 mins) : **Ankit Agrawal**
9. Cannula for Hydro implantation of IOL (04 mins) : **Mallikarjun M Heralgi**

02 Mins Discussion for Each Presentation



Think Under The Apple Tree Session 3

Date : 13-03-2024
Time : 11:00-12:00
Hall : Hall 2 (Level 2)

Chairperson : Sucheta Parija

Co- Chairperson : Parvez Siddiquil

Moderator : Deepak Mishra

Judges: Vineet Ratra, Chitra Ramamurthy, Ajay Sharma,
Sri Ganesh, Arun Singhvi

1. Intraocular Pressure Measurement using a novel, affordable, portable device (04 mins) : **John Davis Akkara**
2. Innovative OT FGE superior to OPD FGE in non-absorbing post vitrectomy rebleed (04 mins) : **Santosh Agrawal**
3. Versatile and universal IOL Injector adapter for motorised IOL injection (04 mins) : **Mukesh Dholakia**
4. Can RAF rule be used for therapeutic purpose in digital eyestrain? (04 mins) : **Sanjoy Chowdhury**
5. Learning squint surgery made easy (04 mins) : **Shilpa Sonarkhan**
6. Real Time Toric IOL aligner, Axis marker (04 mins) : **Mukesh Dholakia**
7. GLOWPORT (04 mins) : **Shishir Verghese**
8. Forced duction test: easy to learn (04 mins) : **Anjali Khadia**
9. A Simple DIY Toric IOLs technique with use of Clinical Photographs (04 mins) : **T Raveendra**

02 Mins Discussion for Each Presentation





Think Under The Apple Tree Session 4

Date : 13-03-2024
Time : 12:00-13:00
Hall : Hall 2 (Level 2)

Chairperson : Mithun Tulasidas

Co- Chairperson : Puja Bang

Moderator : Kasturi Bhattacharjee

Judges: Naresh Babu, Sanjay Kumar Daulat Thakur, Rajiv Gupta, Subramayam Kota, Omkar Telang

1. LUMI-INDENT (04 mins) : **Prithvi Chandrakanta**
2. An innovative and low cost approach to Non-Contact Corneal Aesthesiometry- Filling in the lacunae (04 mins) : **Yashovardhan Singh Siwach**
3. AP Forceps (04 mins) : **Anoop Kumar Singh**
4. Slit Lamp Sensor - A sustainable solution (04 mins) : **Athul S Puthalath**
5. Outcome of Corneal Tattooing in Patients with Total Corneal Opacity in a Tertiary Care Centre (04 mins) : **M. Rita Hepsi Rani**
6. Made in India Topographer (04 mins) : **Narendra Singh Verma**
7. Flanged techniques made simple (04 mins) : **Vivekanandan V R**
8. DIY suprachoroidal needle (04 mins) : **Aishwarya Joshi**
9. RETILIGHT (04 mins) : **Prithvi Chandrakanta**

02 Mins Discussion for Each Presentation



Think Under The Apple Tree Session 5

Date : 13-03-2024
Time : 13:00-14:00
Hall : Hall 2 (Level 2)

Chairperson : Niladri Saha, Ragini Parekh

Co- Chairperson : Sudipta Mitra

Moderator : Tinku Bali

Judges: Jyotirmay Biswas, K. Shyam Sunder, Manavi Sindal,
Mahesh Babu, Koyel Chakraborty, Santosh Bhide

1. Deep learning classifier for screening & diagnosis of DR using simultaneous fundus & OCT imaging (04 mins) : **Ayushi Choudhary**
2. Hidden Hazards: Using Novel Isolation Techniques to Unmask Endotoxins Directly from the Iol (04 mins) : **Tanmoy Vaidya**
3. Prediction for diabetic retinopathy grading fundus photos by convolutional neural network algorithm (04 mins) : **Pratheek Prabhu**
4. Building an axial length prediction model by machine learning process deploying regression algorithm (04 mins) : **Poojitha S**
5. HSK with new characterisations: punched-out margin, lamellar cleavage, cork-screw endothelial plaque (04 mins) : **Parthasarathi Roy**
6. Innovative no cost Supra choroidal triamcinalone acetate (SCTA) delivery system (04 mins) : **Santosh Mahapatra**
7. Artificial Intelligence and Biomarkers: Future of Diabetic Eye Clinic (04 mins) : **Priyanka Gandhi**
8. Obstructed meibomian gland disease – Indian take on Maskin probes! (04 mins) : **Shalini Sunil Shah**
9. Multistage Cutting Ophthalmic device (VitRotor) (04 mins) : **Abhishek Anand**

02 Mins Discussion for Each Presentation





Think Under The Apple Tree Session 6

Chairperson : Saili Kumar Mondal

Co- Chairperson : Manavi Sindal

Moderator : Srinivas Joshi

Judges: Santosh Bhide, Smita Shukla, Sudipta Mitra,
Niladri Saha, Somen Mishra, Ragini Parekh

Date : 13-03-2024

Time : 14:00-15:00

Hall : Hall 2 (Level 2)

1. Reducing treatment burden in retinal vein occlusion by applying acquired knowledge of biomarker profile (04 mins) : **Aayesha Khanum**
2. Evaluate Efficacy of centrifuged Triamcinolone (cTA) in Suprachoroidal Space in Macular Edema (04 mins) : **Ajay Aurora**
3. SIA Calculator mobile based (04 mins) : **Narendra Singh**
- Verma**
4. Efficacy of botox injection in hemifacial SPASM (04 mins) : **M. Rita Hepsi Rani**
5. C-BLU (cobalt blue light unit) – revolutionising point of care diagnosis of corneal diseases (04 mins) : **Athul S Puthalath**
6. AP Maintainer (04 mins) : **Anoop Kumar**
- Singh**
7. Effect of short-term Oral vitamin A on ocular tear film in patients with dry eye (04 mins) : **Vaibhavi Patel**
8. Crabtree Effect as a parallel pathogenetic pathway in Diabetic Retinopathy (04 mins) : **Vignesh**
9. D Forgotten Remedy Haidinger Brushes (04 mins) : **Pushkar Dhir**
10. Direct Endoillumination Assisted Surgery (DEAS) for Retinal Detachments : Clinical & Anatomical outcomes (04 mins) : **Kshitiz Kumar**

02 Mins Discussion for Each Presentation



AIOS-ARC Open House Leadership Development Programme Session 1

Chairperson : S Natarajan
Co- Chairperson : Chitra Ramamurthy
Moderator : Deepak Mishra

Date : 13-03-2024
Time : 09:00-10:00
Hall : Hall 5 (Level 0)

- | | | |
|-------------------------------------------------|---|---------------------------|
| 1. Introduction (02 mins) | : | Prashant Bawankule |
| 2. Why leadership to fore (us) (12 mins) | : | Chitra Ramamurthy |
| 3. Leadership Lessons from Mahabharat (20 mins) | : | Anuradha Totey |
| 4. Spiritualism & Leadership (12 mins) | : | S. Natarajan |
| 5. Achieving Excellence (12 mins) | : | Lalit Verma |
| 6. Empowering Women -True Nationalism (12 mins) | : | Namrata Sharma |

Debate

- | | | |
|-----------------------------------------|---|--------------------------|
| 7. Leadership is inborn (04 mins) | : | Neeraj Shah |
| Leadership can be groomed (04 mins) | : | Indu Pandey |
| 8. Females are better leaders (04 mins) | : | Radhika Paranjape |
| Males are better leaders (04 mins) | : | Gagan Bhatia |

AIOS-ARC Open House Leadership Development Programme Session 2

Chairperson : Nirmal Fredrick T.
Co- Chairperson : Anurag Mishra
Moderator : Kasturi Bhattacharjee

Date : 13-03-2024
Time : 10:30-12:00
Hall : Hall 5 (Level 0)

- | | | |
|-----------------------------------------------------------|---|---------------------------|
| 1. Breaking the shell (12 mins) | : | Shilpi Narnaware |
| 2. From LDP to president YOSI (12 mins) | : | Diva Kant Misra |
| 3. Challenges of 2nd generation Ophthalmologist (12 mins) | : | Srinivas Joshi |
| 4. Procrastination - Thy name is failure (12 mins) | : | Anurag Mishra |
| 5. Entrepreneurship for young ophthalmologists (12 mins) | : | Nirmal Fredrick T. |
| 6. Carving your niche (12 mins) | : | M Vanathi |

Debate

- | | | |
|--------------------------------------------------------------|---|--------------------------|
| 7. Joining family practice is better (04 mins) | : | Shamik Mokadam |
| First generation practice is better (04 mins) | : | Rajesh Sahay |
| 8. Work life balance leads to mediocrity - Against (04 mins) | : | Rakhi Dcruz |
| Work life balance leads to mediocrity - For (04 mins) | : | Antony Arokiadass |





AIOS-ARC Open House Leadership Development Programme Session 3

Chairperson : S Natarajan
Co- Chairperson : Chitra Ramamurthy
Moderator : Deepak Mishra

Date : 13-03-2024
Time : 12:00-13:30
Hall : Hall 5 (Level 0)

- | | | |
|---------------------------------------------------------------|---|------------------------------|
| 1. Building your practice - ground up (12 mins) | : | Krishprasad Kudlu |
| 2. Building Institution -Disha : Low cost models (12 mins) | : | Debasish Bhattacharya |
| 3. Model ASG, via Brand AIIMS (12 mins) | : | Arun Singhvi |
| 4. Refractive Speciality- Brand - leading to empire (12 mins) | : | Sri Ganesh |
| 5. Building Institution - model EYE Q (12 mins) | : | Ajay Sharma |

Debate

- | | | |
|---------------------------------------------------------|---|-----------------------|
| 6. Does leadership really matters - No (04 mins) | : | Ajit Potdar |
| Does leadership really matters - Yes (04 mins) | : | Angshuman Deka |
| 7. Profession is important than family : For (04 mins) | : | Nilesh Kumar |
| Profession is important than family : Against (04 mins) | : | Sai Kiranmayee |

AIOS-ARC Open House Leadership Development Programme Session 4

Chairpersons : Jeevan Titiyal, T. P. Lahane
Co- Chairperson : Rohit Shetty, Girish Rao
Moderator : Tinku Bali

Date : 13-03-2024
Time : 13:30-15:15
Hall : Hall 5 (Level 0)

- | | | |
|--------------------------------------------------------|---|-----------------------|
| 1. Joy of Service (12 mins) | : | Asim Sil |
| 2. Joy of Teaching (12 mins) | : | Jeevan Titiyal |
| 3. Pride of serving nation (12 mins) | : | Pradeep Kumar |
| 4. Research & Business - Can go hand in hand (12 mins) | : | Rohit Shetty |
| 5. Rebuilding an Organisation - BOA (12 mins) | : | T. P. Lahane |
| 6. Leadership Mantras that shaped SN (12 mins) | : | Girish Rao |

Debate

- | | | |
|--------------------------------------------------------------------|---|-------------------------|
| 7. Age is must for leadership - Against (04 mins) | : | Jitendra Vidhani |
| Age is must for leadership - For (04 mins) | : | Soumya HV |
| 8. Marketing is an essential form of success in practice (04 mins) | : | Ankit Agrawal |
| Word of mouth "is all that is necessary"(04 mins) | : | Manoj Prathapan |





AIOS-ARC Open House Leadership Development Programme Session 5

Chairperson : Ashok Grover
Co- Chairperson : R Kim
Moderator : Anagha Heroor

Date : 13-03-2024
Time : 15:15-16:45
Hall : Hall 5 (Level 0)

- | | | |
|-----------------------------------------------------------------------------------------------------------|---|------------------------|
| 1. Artificial Intelligence (AI) & You (12 mins) | : | R Kim |
| 2. Counselling the Counsellor (12 mins) | : | Partha Biswas |
| 3. Mentoring (12 mins) | : | Santosh Honavar |
| 4. Ophthalmic education in India : How can the generation next help take it in right direction? (12 mins) | : | Ashok Grover |

Debate

- | | | |
|-------------------------------------------------------------------------------|---|-------------------------|
| 5. Leader should work from heart (04 mins) | : | Purvasha Narang |
| Leader should work with head (04 mins) | : | Dinesh Shrey |
| 6. Community ophthalmology and private practice complete each other (04 mins) | : | Rohan Chariwala |
| Community ophthalmology and private practice are mutually exclusive (04 mins) | : | Swapnil Gavit |
| 7. Science & research makes even an individual practice wholesome (04 mins) | : | Shilpi Narnaware |
| 8. Leave science and research to the institutions (04 mins) | : | Sayantana Ghosh |

Leadership Development Programme (Graduation Ceremony)

Hall:- (Hall 5 - Level 0) Time :- 04:45 PM - 05:45 PM

Guests :- Dr. S Natarajan, Dr. Debashish Bhattacharya,
Dr. Rohit Shetty, Dr. Sri Ganesh, Dr. Chitra Ramamurthy, Dr. T. P. Lahane, Dr. Ragini Parekh
Moderators :- Team ARC





AIOS-ARC PG Thesis Competition (Young Researcher Award) Session 1

Chairperson : Jyotirmay Biswas
Co- Chairperson : Sanjay Kumar Daulat Thakur
Moderator : Tinku Bali
Judges: Sudipta Mitra, Smita Shukla, Niladri Saha,
Koyel Chakraborty, Mahesh Babu

Date : 13-03-2024
Time : 09:00-10:00
Hall : Hall 8 (Glass room 1) (Level 0)

1. Combined corneal biomechanical and tomographical indices in subclinical and forme fruste keratoconus (04 mins) : **Meghna Ganesh**
2. Long-term refractive outcome in preterm infants with Retinopathy of Prematurity (04 mins) : **Mira Nair**
3. A case control study on corneal endothelial cell changes in anterior uveitis patients and normal individuals above 50 years of age (04 mins) : **Daneshwari Someshwar Gaddi**
4. Comparison of 532 nm Multi-Spot Versus Standard Single-Spot Green Laser for Pan Retinal Photocoagulation in Proliferative Diabetic Retinopathy – A Randomized Clinical Trial (04 mins) : **Goutham R**
5. To Evaluate The Effect of Neodymium:Yttrium-Aluminium-Garnet Laser (Nd:YAG) Capsulotomy On Corneal Endothelium (04 mins) : **Vibha Singh**
6. A Comparative Trial: Topical Interferon Alpha 2b versus low dose Tacrolimus for Vernal Keratoconjunctivitis Therapy (04 mins) : **Saurabh Haral**
7. Rescue of Conjunctival Lymphatics with Retinoic Acid after Mitomycin-C Induced Inhibition in Rat Eyes (04 mins) : **Hitisha Mittal**
8. Estimation of tear film concentration of oral antibiotics in bacterial keratitis patients (04 mins) : **Virendra Kumar Bagraniya**

02 Mins Discussion for Each Presentation



AIOS-ARC PG Thesis Competition (Young Researcher Award) Session 2

Chairperson : Naresh Babu

Co- Chairperson : Amit Raj

Moderator : Shrinivas Joshi

Judges: Omkar Telang, Subramanya Kota, Somen Mishra, Salil Kumar Mandal, Shubhratha S Hegde

Date : 13-03-2024

Time : 10:00-11:00

Hall : Hall 8 (Glass room 1) (Level 0)

1. Comparison of Optical Coherence Tomography Angiography and Fundus Fluorescein Angiography in Patients with Diabetic Maculopathy (04 mins) : **Anupam Singh**
2. Effect of vitamin D supplementation on the levels of vascular endothelial growth factor (VEGF) and pigment epithelial derived factor (PEDF) in patients with diseases of posterior segment of eye (04 mins) : **Farheena Kulsum**
3. Study of role of fetal hemoglobin in development of retinopathy of prematurity in preterm babies (04 mins) : **Nishi Prasad**
4. Measured vs. predicted Posterior corneal astigmatism in calculation of toric IOL Power (04 mins) : **Chinmay Jathar**
5. Outcomes of phacoemulsification in small pupils (≤ 4 mm) at a tertiary eye care center in South India (04 mins) : **Nivedita Reddy Sodum**
6. Clinical study of visual prognosis of retinal vein occlusion in relation to posterior segment optical coherence tomography parameters (04 mins) : **Gaurav Hanumant Khade**
7. Progression to Bilaterality in Unilateral Primary Congenital Glaucoma (04 mins) : **Aayush Majumdar**
8. Cross-sectional study on refractive profile of children with history of intravitreal bevacizumab for retinopathy of prematurity in a tertiary eye care center (04 mins) : **Sowmyashree R**

02 Mins Discussion for Each Presentation





AIOS-ARC PG Thesis Competition (Young Researcher Award) Session 3

Chairperson : Tariq Quresh

Co- Chairperson : Manavi Sindal

Moderator : Anagha Heroor

Judges: Sumita Mohapatra, Sanjay Kumar Daulat Thakur,
Amit Raj, Divakar GV, Preet Kanwar Singh Sodhi

Date : 13-03-2024

Time : 11:00-12:00

Hall : Hall 8 (Glass room 1) (Level 0)

1. Comparison of Ganglion cell layer thickness and Pattern electroretinography among glaucoma suspects and healthy controls (04 mins) : **Jayadev Nanda**
2. To study the relation of anterior scleral thickness and choroidal thickness in patients of Central Serous Chorioretinopathy (04 mins) : **Tanmay Mohapatra**
3. Analysis of Serum Vitamin D levels in Patients with Retinal Vascular Occlusion: A Case Control Study (04 mins) : **Rohit Bhanot**
4. Evaluation of the effect of Vernal Keratoconjunctivitis (VKC) on Meibomian Gland Morphology and Tear Film Lipid Layer using Interferometry Equipped Meibography (04 mins) : **Parshant Singla**
5. Macular structural abnormalities in patients with metamorphopsia after rhegmatogenous retinal detachment surgery (04 mins) : **Hirika Gosalia**
6. Efficacy of Adalimumab in the Control of Refractory Pediatric Non Infectious Uveitis: A prospective study (04 mins) : **Yashovardhan Siwach**
7. Comparison of standard methods of intraocular lens power calculation with newer artificial intelligence based methods of intraocular lens power calculation (04 mins) : **Mazila Amin**
8. Randomized controlled trial for comparing conventional vs wide angle viewing system for scleral buckling surgery (04 mins) : **Ruchi Agarwal**

02 Mins Discussion for Each Presentation



AIOS-ARC PG Thesis Competition (Young Researcher Award) Session 4

Chairperson : Sucheta Parija

Co- Chairperson : Omkar Telang

Moderator : Deepak Mishra

Judges: Manavi Sindal, Anitha Venugopal, Pervez Siddiqui, Bhavesh Gurudasani, Kavita Anand Dhabarde

Date : 13-03-2024

Time : 12:00-13:00

Hall : Hall 8 (Glass room 1) (Level 0)

1. OCTA study of retinal microvasculature and visual acuity before and after intravitreal anti-VEGF injections in DME patients (04 mins) : **Urvashi Kala**
2. Alteration in retrobulbar hemodynamics after orbital decompression surgery for thyroid eye disease (04 mins) : **Shalin Shah**
3. Comparison of a single-dose vectored thermal pulsation procedure with 5 days course of daily oral azithromycin for meibomian gland dysfunction (04 mins) : **Jayashri Muthu**
4. Evaluation of Visual Cortex Activity using functional near infrared spectroscopy [fNIRS] in Primary Glaucoma (04 mins) : **Angku Hage**
5. A prospective comparative study of lenticular thickness and effective lens position in diabetics and non diabetics undergoing cataract surgery in tertiary care center (04 mins) : **Shreya**
6. A study on candidate gene polymorphism in patients of diabetic retinopathy in Indian population (04 mins) : **Pragya Ahuja**
7. Pattern Electroretinogram (PERG) and Photopic negative response (PhNR) in Glaucoma suspects vs POAG (04 mins) : **Jawahar V Satya Babu**
8. To study the biomarkers in Central Serous Chorioretinopathy on OCT Angiography and its Correlation with Clinical Course of Disease (04 mins) : **Shaffi Chopra**

02 Mins Discussion for Each Presentation





AIOS-ARC PG Thesis Competition (Young Researcher Award) Session 5

Chairperson : Vineet Ratra
Co- Chairperson : Sumita Mahaptra
Moderator : Kasturi Bhattacharjee
Judges: Puja Bang, Mithun Thulasidas, Nilesh Gaddewar, Rahul Dagwar, Salil Kumar Mondal

Date : 13-03-2024
Time : 13:00-14:00
Hall : Hall 8 (Glass room 1) (Level 0)

1. Evaluation Of objective factors affecting the visual outcome of Optic Nerve Sheath Fenestration Surgery (ONSF) in patients with idiopathic intracranial hypertension (IIH): A study in covid era (04 mins) : **Parvathy Narayanan S**
2. Managing post scleral fixated intraocular lens (SFIOL) retinal detachment - functional and anatomical outcome (04 mins) : **Arush Bhuwalka**
3. Comparison of Optical Coherence Tomography Features and Anxiety Scores in Patients with Central Serous Chorioretinopathy versus Controls (04 mins) : **Saloni Joshi**
4. Corneal epithelial mapping in refractive surgeries (04 mins) : **Monika Singh**
5. Correlation of Glycosylated Hemoglobin(HbA1c) with Retinal Nerve Fibre Layer Thickness(RNFLT) and Central Macular Thickness(CMT) in Diabetic Population in Northern India (04 mins) : **Swasti Pandey**
6. Functional vision assessment in children with global developmental delay coming to a tertiary care centre (04 mins) : **Neelima Mathew**
7. Evaluation of diagnostic utility of serum Angiotensin Converting Enzyme (ACE), Mantoux test and Lymphocyte count in the diagnosis of ocular sarcoidosis and tuberculosis both in isolation and combined (04 mins) : **Harsha P**
8. Estimation of Angle Parameters by ASOCT and Biometric Parameters by Optical Biometer in Eyes with Occludable Angles and Open Angles (04 mins) : **Pragati Tiwari**

02 Mins Discussion for Each Presentation



Ophthalmology Leaders in Education Program Joint initiative of the AIOS and OFEC)

Date : 13-03-2024
Time : 09:30-10:00
Hall : Glass Room 2 (Level 0)

1. Welcome and introduction of faculty and participants (05 mins) : **Meenakshi Swaminathan**
2. What is the OFEC and what do we do? (05 mins) : **Karl Golnik** (pre recorded talk)
3. How can OFEC and AIOS work together? (05 mins) : **Santosh Honavar**

Jazz in the Class Room

Time : 10.15-11.45

Panelists: Prashant Garg, Wanjiku Mathenge, Helena Filipe, R. Krishnaprasad, H.V. Sowmya, Tinku Bali, Srinivas Joshi

1. Adult learning principles (10 mins) : **Prashant Garg**
2. Lecture skills (10 mins) : **Wanjiku Mathenge**
Discussion: 5 mins
3. Flipped class room(10 mins) : **Pranesh Balasubramaniam**
Discussion: 5 mins
4. How to use technology, Internet resources, apps to teach in the classroom (10 mins) : **Pranesh Balasubramaniam**
5. How to improve interactivity in your class (10 mins) : **Helena Filipe**
Discussion: 10 mins
6. AI in education- A boon or bane? (10 mins) : **Prashant Garg**
Panel Discussion: 10 mins





Teacher on the Spot

Time : 12:00- 13:30

Panelists: Ashok Grover, Helena Filipe, Akshay Nair, Pranesh Balasubramaniam, Wanjiku Mathenge, Parikshit Gogate, Anagha Heroor, Kasturi Bhattacharjee

1. Outpatient clinic and bedside teaching: An art and science (10 mins) : **Ashok Grover**
2. Setting up a wetlab (10 mins) : **Parikshit Gogate**
3. Surgical training (conventional vs simulation based) (10 mins) : **Helena Filipe**
4. Communication and Professionalism training: what, who, how? (10 mins) : **Krishnaprasad**

Panel Discussion: 15 mins

Problem Trainees Segment 1

1. Case 1 presented : **Rolika Bansal**
Discussion by panelists (15 mins)
2. Case 2 presented : **Apoorva Ayachit**
Discussion by panelists (15 mins)



Is Your Trainee on Track?

Time : 14:15-16:00

Panelists: Wanjiku Mathenge, Helena Filipe, Padmamalini, Rolika Bansal, Pranesh Balasubramaniam, Prashant Garg, Deepak Mishra

1. Work place based assessment and application in the clinic (12 mins) : **Wanjiku Mathenge**
2. Surgical skills assessment and the OSCARs (10 mins) : **Akshay Nair**
3. 360 degree evaluation (10 mins) : **Prashant Garg**
4. Feedback Time (10 mins) : **Helena Filipe**

Panel Discussion: 15 mins

Problem Trainees Segment

1. Case 3 Case presentation : **HV Sowmya**
Discussion by panelists (15 mins)
 2. Case 4 Case presentation : **Akshay Nair**
Discussion by panelists (15 mins)
- Closing remarks : **Prashant Garg**





EyeShala 2024 - Session 1

Chairperson : Samrat Chatterjee, John Sarkar

Moderator : Adit Gupta, Subhav Pershad

Date : 13-03-2024

Time : 10:00-12:15

Hall : HALL 6 (level 1)

1. Ocular Surface and Corneal Staining and Corneal Diagram (15 mins) : **John Sarkar**
2. Evaluation and Classification of Ocular Surface Disorders (15 mins) : **Samrat Chatterjee**
3. Corneal Topography Essentials (15 mins) : **Namrata Sharma**
4. Specular Microscopy Essentials (15 mins) : **M Vanathi**
5. Biometry and IOL Power Calculation (15 mins) : **Krishna Prasad Kudlu**
6. Control of astigmatism cataract surgery : **Chitra Ramamurthy**
7. Evaluation of the Lacrimal System (15 mins) : **Adit Gupta**

Discussion 15 mins
PG Case Presentations 15 mins

EyeShala 2024 - Session 2

Chairperson : Chandrima Paul, Rohit Saxena

Moderator : Salil Mandal, Ruju Unadkat

Date : 13-03-2024

Time : 12:15-02:15

Hall : HALL 6 (level 1)

1. Evaluation of a Patient with Ptosis (15 mins) : **Salil Mandal**
2. Approach to a case of orbital inflammation : **Chandana Chakrabarti**
3. Logical Evaluation of a Patient with Proptosis (15 mins) : **Modini Pandarapurkar**
4. Approach to Patients with Optic Disc Edema and Pallor (15 mins) : **Rohit Saxena**
5. Localizing the Lesions Made Simple (15 mins) : **S Ambika**
6. Evaluation of a Patient with Squint (15 mins) : **Manju Bhate**
7. Intraocular Pressure Measurement and Concept of Target IOP (15 mins) : **Chandrima Paul**

Discussion 15 mins
PG Case Presentations 15 min





EyeShala 2024 - Session 3

Date : 13-03-2024
Time : 02:15-05:45
Hall : HALL 6 (level 1)

Chairperson : Sathyan Parthasarathi, Shweta Tripathy

Moderator : Subhendu Borall, Ashwitha Alva

1. Gonioscopy and UBM for Angle Evaluation (15 mins) : **Shweta Tripathi**
2. Optic Disc – Clinical Evaluation (15 mins) : **Manoj Chandra Mathur**
3. Glaucomatous Visual Fields Interactive (15 mins) : **Sathyan Parthasarathy**
4. Evaluation of a Patient with Uveitis (15 mins) : **Parthopratim Dutta Majumder**
5. Indirect Ophthalmoscopy and Retinal Drawing, Fundus Photography (15 mins) : **Mohit Dogra**
6. Ultrasonography Interactive (15 mins) : **Vinod Kumar Agarwal**
7. Interpretation of FFA and ICG (15 mins) : **Rupak Roy**
8. Interpretation of OCT (15 mins) : **Prashant Bawankule**
9. Interpretation of OCTA (15 mins) : **Subhendu Borall**
10. Concept of Multimodal Imaging and Clinical Applications (15 mins) : **Unnikrishnan Nair**
11. Clinical Interpretation of Electrophysiology (15 mins) : **Poornachandra B**

Discussion 30 mins

PG Case Presentations 15 min



Trust your *Friend forever*

In the Management of Post-operative Dry Eyes

Rx Flogel HA

Eye Drops Sodium Hyaluronate 0.1% w/v

The preferred Hydro booster



Effectively binds water and resists dehydration¹

Promotes epithelial wound healing¹

Improves lipid layer thickness in dry eye patients with lipid deficiency²

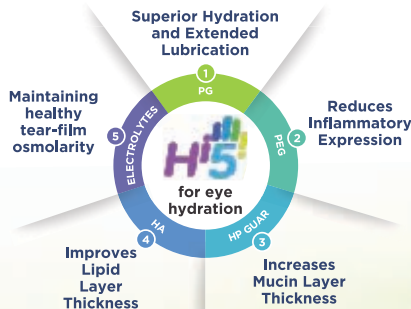
Provides immediate relief from dry eye symptoms³

References: 1. Minoda MC, Murphy G, Baskin DA. Effectiveness of sodium hyaluronate eye drops in the treatment of dry eye. *Optometry*. 2006; 77(4):60-63.
 2. Li Y, Chen X, Wang S, Wang J, Li Y, Li Y, Li Y. The effect of sodium hyaluronate eye drops on the healing of corneal epithelial wounds in rabbits. *Optometry*. 2013; 84(10):30-33.
 3. Flogel HA Eye Drops. Cipla. Available at: <http://www.cipla.com>

In the Management of Moderate to Severe Dry Eyes

Rx Flogel Hydra

Polyethylene glycol 400 and Propylene glycol Eye Drops



References: 1. Flogel HA Eye Drops. Cipla. Available at: <http://www.cipla.com>
 2. Flogel HA Eye Drops. Cipla. Available at: <http://www.cipla.com>
 3. Flogel HA Eye Drops. Cipla. Available at: <http://www.cipla.com>

PG- Propylene Glycol; PEG- Polyethylene Glycol; HA- Sodium Hyaluronate; HP Guar: Hydroxypropyl Guar

Disclaimer: Access to this product details and information provided is intended for Registered Medical Practitioners only. Copying, reproduction, circulation of the information published here in any form or by any means either mechanically, print or electronically is strictly prohibited. Prescription of the drug is the prerogative of Registered Medical Practitioners at his/her sole discretion.

All claims are based on authentic data, available on request.



For any further information, please contact:
 Cipla Ltd., Regd. Office: Cipla House,
 Peninsula Business Park, Goregaon (East) Marg,
 Lower Parel, Mumbai - 400013, India.
www.cipla.com



Refractive Subspecialty Day
Session 1: 8:30 - 9:40
Finding the Right Candidate

Date : 14-03-2024
Time : 08:30-14:30
Hall : Hall 3 (Level 0)

DAY 01- THURSDAY

Chairpersons : Chitra Ramamurthy, Rajesh Fogla
Moderator : Vardhaman kankariya

1. Overview of Refractive Surgery Options in 2024 (08 mins) : **K P Reddy**
2. Topography and Tomography Pearls (08 mins) : **Rajesh Fogla**
3. Newer Tomographers and Imaging (08 mins) : **Arul Mozi Varman**
4. Role of Epithelial Mapping in Refractive Surgery (08 mins) : **Kumar Doctor**
5. Corneal Biomechanics – Role today (08 mins) : **Chitra Ramamurthy**
6. Collagen Imaging and role in refractive surgery (08 mins) : **Pooja Khamar**
7. Peripheral Retinal Degenerations and refractive Surgery (08 mins) : **Pramod Bhende**

Panel Discussion: 10 mins

Session 2: 9:40 - 10:55
Excimer Laser Based Refractive Surgery

Chairpersons : Sonu Goel, Mohita Sharma, K.P Kudlu, Ajay Sharma
Moderator : Rajesh Sinha

1. Microkeratome LASIK- Basics and Role in 2024 (08 mins) : **Harshul Tak**
2. FemtoLASIK - Basics (08 mins) : **Sonu Goel**
3. Top 3 flap complications and management (08 mins) : **Rajesh Sinha**
4. Topoguided Femtolasik - Concept, Indications and Evidence (08 mins) : **Bhaskar Srinivasan**
5. Topo Guided Lasik Paving a strong pathway (08 mins) : **Samaresh Srivastava**
6. ASA - Basics, Types and Current Evidence (08 mins) : **Vanathi**
7. Common Complications of ASA and management (08 mins) : **Krishna Prasad Kudlu**
8. Post LASIK refractive error : **Himanshu Matalia**

Panel Discussion: 10 mins





Session 3 : 10:55 -12:15 Lenticule Based Refractive Surgery

Chairpersons : Mahipal Sachdev, Rohit Shetty, Rupal Shah, D Ramamurthy
Moderator : Pooja Khamar

- | | | |
|------------------------------------------------------|---|-----------------|
| 1. Evolution and BASICS (08 mins) | : | Jeewan Titiyal |
| 2. SMILE (08 mins) | : | Rupal Shah |
| 3. SILK (08 mins) | : | Mahipal Sachdev |
| 4. CLEAR (08 mins) | : | D Ramamurthy |
| 5. ATOS (08 mins) | : | Kishore Pradhan |
| 6. Zeimer (08 mins) | : | Shaady Awadh |
| 7. Advancement in lenticular extraction technologies | : | Sheetal Brar |

Panel Discussion: 10 mins

Session 4: 12:15-13:15 ISRS Session – Complications of Refractive Surgery – Video Based Symposium

Chairpersons : Jod Mehta, Rohit Shetty, Ashvin Agarwal, Harshwardhan Gupta
Moderator : Vishal Jhanji

- | | | |
|----------------------------------------------------------------------|---|---------------------|
| 1. Retained lenticule in SMILE (08 mins) | : | Namrata Sharma |
| 2. Post-refractive surgery Keratitis (08 mins) | : | Vishal Jhanji |
| 3. Management of Presbyopic inlay associated complications (08 mins) | : | Jod Mehta |
| 4. ICL surgery complications (08 mins) | : | Ashwin Agarwal |
| 5. Dry eye disease and Ocular Pain (08 mins) | : | Rohit Shetty |
| 6. Management of Epithelial Ingrowth (08 mins) | : | Vardhaman Kankariya |

Panel Discussion: 10 mins



Session 5 : 13:15- 14:30
Lens Based Refractive Surgery

Chairpersons : Boris Malyugin, Partha Biswas, Sonu Goel, Sri Ganesh,
Purendra Bhasin

Moderator : Sheetal Brar

- | | | |
|--------------------------------------------------------------------------|---|----------------------------|
| 1. Pin hole Pupilloplasty | : | Ashvin Agarwal |
| 2. Phakic IOL – Indications and Pre Op Work Up (08 mins) | : | Samaresh Srivastava |
| 3. Sizing – How to get the best fit! (08 mins) | : | Partha Biswas |
| 4. Staar ICL – Design and Experience (08 mins) | : | Sri Ganesh |
| 5. IPCL – Design and Experience (08 mins) | : | Kamal Kapoor |
| 6. RIL – Design and Experience (08 mins) | : | Sujatha Mohan |
| 7. Biotech Phakic lens – Design and Experience (08 mins) | : | Sheetal Brar |
| 8. Phakic Lenses in Challenging Situations (08 mins) | : | SPS Grewal |
| 9. Complications of Phakic IOL (08 mins) | : | Gaurav Luthra |
| 10. Role of Refractive Lens Exchange – When and Choice of IOLs (08 mins) | : | Keiki Mehta |

Panel Discussion: 10 mins





AIOS Uvea Subspeciality Day

Date : 14-03-2024
Time : 08:30-13:26
Hall : Hall 4 (Level 0)

Session 1: 8:30 - 09:20 Front of the Eye

Chairpersons : Peter McCluskey, Debashis Das
Moderators: Mayur Morekar, Somasheila Murthy

1. The red flag signs in anterior uveitis (08 mins) : **Parthoprattim Dutta Majumdar**
2. Hypertensive anterior uveitis : current aspects (10 mins) : **Jin A Choi**
3. Childhood uveitis – 5 differences to remember (08 mins) : **Mayur Moreker**
4. Five scleritis surprises (10mins) : **Peter Mc Cluskey**

Panel Discussion : (15 mins)

Session 2: 9:21-10:10 Back of the Eye - Infections

Chairpersons : Padmamalini Mahendradas, Mallika Goyal
Moderators: Mudit Tyagi, Ankush Kawali

1. Infectious retinitis – pattern identification (08 mins) : **Mudit Tyagi**
2. Retinitis in the HIV patient – step-by-step management (08 mins) : **Mallika Goyal**
3. Post fever retinitis – the many faces (08 mins) : **Ankush Kawali**
4. Infectious choroiditis – serpiginous and beyond (08 mins) : **Reema Bansal**

Panel Discussion : (15 mins)



Session 3: 10:11-11:00
Back of the Eye – Non-Infectious

Chairpersons : Francesco Pichi, Vishali Gupta
Moderators: Manisha Agarwal, Abhilasha Baharani

- | | | |
|---------------------------------------------------------------------------------------------------------------------|---|---------------------------|
| 1. Pattern identification in choroiditis (08 mins) | : | Vijay Tomar |
| 2. Exudative retinal detachment in uveitis (08 mins) | : | Manisha Agarwal |
| 3. Masquerades – the good, bad and ugly (08 mins) | : | Dipankar Das |
| 4. The white dot challenge (08 mins) | : | Abhilasha Baharani |
| 5. Retina vasculitis: a comprehensive review : An evidence-based treatment algorithm of inflammatory CNVs (08 mins) | : | Francesco Pichi |

Panel Discussion : (10 mins)

Session 4: 11:00 -11:47
Testing the Test

Chairpersons : Jyotirmoy Biswas, Santanu Mandal
Moderators: Soumyava Basu, Alok Sen

- | | | |
|---------------------------------------------------------------------------|---|--------------------------------|
| 1. Mantoux and QuantiFERON: truths and untruths (08 mins) | : | Alok Sen |
| 2. Serological testing for infectious uveitis: basic principles (08 mins) | : | Padmamalini Mahendradas |
| 3. PCR in uveitis: is it indispensable? (08 mins) | : | Shourya Azad |
| 4. What to test and how much to believe (08 mins) | : | Soumyava Basu |

Panel Discussion : (15 mins)





Session 5: 11:48 -12:36
Dissecting Images

Chairpersons : Vishali Gupta, Francesco Picchi
Moderators: Anup Kelgaonkar, Vijay Tomar

1. Imaging in uveitis: choosing the test and the machine (08 mins) : **Vishali Gupta**
2. An OCT journey from histological to microscopic visualization (10 mins) : **Francesco Pichi**
3. My eye or AI: the future of imaging (08 mins) : **Anup Kelgaonkar**
4. The art of interpreting images (10 mins) : **Francesco Pichi**

Panel Discussion : (15 mins)

Session 6: 12:36 - 13:26
Refining Treatments

Chairpersons : Peter Mc Cluskey, Jyotirmoy Biswas
Moderators: Parthopratin Dutta Majumdar, Vedhanayiki Rajesh

1. Milestones in uveitis therapy: where are we now (08 mins) : **Jyotirmay Biswas**
2. Immunosuppressives: when and how much (08 mins) : **Amit Khosla**
3. Adalimumab: the early Australian experience with uveitis (10 mins) : **Peter McClusky**
4. Optimising outcomes of cataract surgery in uveitis (08 mins) : **Vedhanayaki Rajesh**

Panel Discussion : (15 mins)



Oculoplasty/ Ocular Oncology Subspecialty Day

Session 1: 8:30- 9:34 - DACRYOLOGY

Chairperson : Salil Kumar Mandal
Co- Chairperson : Marian Pauly
Moderator : Richa Dharap

Date : 14-03-2024
Time : 08:30-15:00
Hall : Hall 5 (Level 0)

DAY 01- THURSDAY

1. Canalicular Obstruction- Overcoming Challenges (12 mins) : **Francesco Quaranta Leoni**
2. Congenital Nasolacrimal Duct Obstruction (08 mins) : **Soumya Narayanan**
3. Endoscopic Dacryocystorhinostomy-VAST (08 mins) : **Richa Dharap**
4. Failed DCR- What do you do? (08 mins) : **Marian Pauly**
5. Medial Canthal Swelling- Can be more! (08 mins) : **Shahid Alam**
6. Case Presentation (10 mins) : **Anna Kurian**

Panel Discussion: 10 mins

Session 2: 9:34 -10:34 - EYELIDS

Chairpersons : Mandeep Bajaj, Chandan Chakraborty
Co-Chairperson : Mukesh Sharma
Moderator : Neha Ghose

1. Eyelid Malposition and Management (08 mins) : **Neha Ghose**
2. Congenital Blepharoptosis (08 mins) : **Francesco Quaranta Leoni**
3. Posterior Lamellar Approach in Ptosis surgery (08 mins) : **Mukesh Sharma**
4. Eyelid Reconstruction- VAST (08 mins) : **Joyeeta Das**
5. Eyelid Tumors- Management strategies (08 mins) : **Fairooz Puthiyapurayil Manjandavida**
6. Case Presentation (10 mins) : **Sumeet Lahane**

Panel Discussion: 10 mins





Session 3: 10:34 - 11:38 - PERIOCUALR AESTHETICS

Chairperson : Anita Sethi
Co- Chairperson : Kasturi Bhattacharjee
Moderator : Adit Gupta

1. Baby Botox Techniques (12 mins) : **Essam ElTouky**
2. Application of Bio fillers and Threads in Aesthetics (08 mins) : **Kasturi Bhattacharjee**
3. Lower Eyelid Rejuvenation- One goal many solutions (08 mins) : **Akshay G Nair**
4. Cosmetic Eyelid Surgery Complications (08 mins) : **Adit Gupta**
5. Diverse Applications of Botox and Fillers (08 mins) : **Shilpa Taneja**
6. Case Presentation (10 mins) : **Sonali Gaikwad**

Panel Discussion: 10 mins

Session 4: 11:39 - 12:43 - ORBIT

Chairpersons : Muhamad Sidik, Ashok Grover
Co-Chairperson : Usha Kim
Moderator : Sima Das

1. Orbital Infections and Infestations 08 mins) : **Anirban Bhaduri**
2. Orbital Inflammation- Specific and Non Specific (08 mins) : **Sima Das**
3. Thyroid Eye Disease, What is knew to know (08 mins) : **Muhamad Sidik**
4. What is new in Thyroid Eye Disease (08 mins) : **Suryasnata Rath**
5. Optic Nerve Fenestration- Technique and Outcome (08 mins) : **Usha Kim**
6. Orbital Tumors- Current Management Protocols (12 mins) : **Santosh G. Honavar**
7. Case Presentation (10 mins) : **Shaifali Chahar**

Panel Discussion: 10 mins





Session 5: 12:44 pm -13:48 pm - Periocular Trauma

Chairperson : Rajesh Majumder Choudhury
Co-Chairperson : Senthil Nathan
Moderator : Maya Hada

1. Imaging in Orbito- facial Fractures (12 mins) : **Gangadhara Sundar**
2. Orbito-facial Fracture- Ten Commandments (08 mins) : **Raghuraj Hegde**
3. Orbital Wall Defects- Patient Specific Implants (08 mins) : **Ashok Grover**
4. Management of complications of Orbital Fracture Repair (08 mins) : **Senthil Nathan**
5. Periocular Soft Tissue Trauma- Highlights (08 mins) : **Maya Hada**
6. Case Presentation (10 mins) : **Akruti Desai**

Panel Discussion: 10 mins

DAY 01- THURSDAY

Session 6: 13:49 - 14:49 - SOCKET

Chairpersons: Jayanta Kumar Das
Co-Chairperson : Sonal P Yadav
Moderator : Sonam Nisar

1. Evisceration and Enucleation (08 mins) : **Mrittika Sen**
2. Implant Exposure- Prevention to Cure (08 mins) : **Rwituja Thomas**
3. Contracted Socket- Challenges and Strategies (08 mins) : **Sonal P Yadav**
4. Grafts in Contracted Socket (08 mins) : **Sonam Nisar**
5. Ocular Prosthesis- Finishing touch (08 mins) : **Sachin Gupta**
6. Case Presentation (10 mins) : **Nidhi Pandey**

Panel Discussion: 10 mins





IC379 - Visual Electrophysiology – Aturning Point for Diagnosis of Retinal diseases

Date : 14-03-2024

Time : 08:30-09:45

Hall : Hall 8 (Glass Room I) (Level 0)

Birendra Prasad Kashyap - Ranchi

Once poorly understood, Visual Electro physiology has now gained its popularity because of newer computer applications. Electro physiology is being used for confirmation and prognostication of many diseases. People shy away from incorporating electro physiology in their practice as they consider it to be complicated and tedious. However, once the basics of the testing and reporting are understood electro physiology opens up more avenues of diagnosis and prognostication of diseases. Our Instruction course will take you through the basics of Electro physiology step by step and also guide on its implementation in routine practice. At the end of this Instruction Course, you will be able to read the report, correlate and also start Electroencephalography at your center.

- | | | |
|--------------------------------------------------------|---|--------------------------------|
| 1. Introduction to Visual Electro physiology (10 mins) | : | Bibhuti Bhushan |
| 2. Knowing the machine and electrodes (10 mins) | : | Rahul Prasad |
| 3. Full field ERG and Multifocal ERG (15 mins) | : | Birendra Prasad Kashyap |
| 4. Pattern ERG (10 mins) | : | Bibhuti B. Kashyap |
| 5. Tips on EOG (10 mins) | : | Bharti Kashyap |
| 6. VEP (10 mins) | : | Nidhi Gajendragadkar |

Panel Discussion : (10 mins)

IC62 - Allergic Eye Disease - An Enigma for Ophthalmologists

Date : 14-03-2024

Time : 08:30-09:45

Hall : Glass Room 2 (Level 0)

Ikeda - New Delhi

Ocular allergies are common disorders that severely affect the quality of life. Allergic eye diseases are important due to their chronic nature and varied presentations. They are often missed or may mimic other ocular surface pathologies, sometimes even infection. The treatment is often prolonged and challenging as the response to the therapy can be highly variable. In this course we would present a series of cases that would depict the various common and uncommon manifestations of different types of allergic eye diseases. We would also discuss the common conditions that mimic ocular allergy. A stepwise approach will describe the management including the role of systemic immunomodulation as well surgical options. At the end of this instruction course, attendee will be able to differentiate various forms of ocular allergies and formulate a logical stepwise treatment plan.

- | | | |
|--------------------------------------------------------------------------------------|---|-----------------------------|
| 1. Overview of Allergic Eye Diseases (12 mins) | : | Alok Sati |
| 2. Mimickers of Ocular Allergy (12 mins) | : | Ikeda |
| 3. Medical management: The drugs available in our Armamentarium (12 mins) | : | Namrata Sharma |
| 4. Surgical management in Allergic Eye Disease: Indications and Procedures (12 mins) | : | Murthy Somasheila I. |
| 5. Complications of ocular allergy and their management (12mins) | : | Murthy Somasheila I. |

Panel Discussion : (15 mins)





IC90 - Don't be Stumped by Periocular Lumps & Bumps

Chandana Chakraborti - Hooghly

Numerous lumps and bumps can occur on the eyelid and periocular region. In most cases these are benign, occasionally they may herald something more sinister such as dysplastic or neoplastic transformation. Correct and timely diagnosis by an ophthalmologist depends on proper history and clinical examination. All such lesions, except those that are easily diagnosed & appear innocuous, should be biopsied and sent for histopathology. The primary point of contact in most cases is a general ophthalmologist. In such cases early identification of red flag signs become crucial. Here a team of experienced oculoplastic surgeons will discuss various common and not so common periocular lumps and bumps with the help of clinical photos, videos & case scenarios. Attendees henceforth will be able to correctly clinch the diagnosis and plan appropriate management protocols for such eyelid lesions.

- | | | |
|-----------------------------------------------------------------|---|----------------------------------------|
| 1. Anatomy and various terminologies (8 mins) | : | Sripurna Ghosh |
| 2. Benign lumps and bumps & Spotters (10 mins) | : | Chandana Chakraborti |
| 3. Good lumps & bad bumps (10 mins) | : | Bhaduri Anirban |
| 4. Tissue is the issue (10 mins) | : | Fairooz Puthiyapurayil
Manjandavida |
| 5. Biopsy is positive for malignancy: What now? (10 mins) | : | Sima Das |
| 6. Recent advances in the management of eyelid tumors (10 mins) | : | Kasturi Bhattacharjee |

Panel Discussion : (10 mins)

Date : 14-03-2024

Time : 08:30 - 09:45

Hall : Hall 3A Under Ramp (Level 0)

DAY 01- THURSDAY

Optimizing Ophthalmology Residency with Objective and standardized training methodology

Sandeep Gupta

South Asia is the blindness capital of the world. However most of the blindness is preventable or treatable with optimum health care methodology. In spite of churning out hundreds of Ophthalmologists every year from multiple medical colleges from the region, it has been seen that the quality and output is woefully lacking in these young specialists. The reason is not them as most of them are eager, however the quality of training is woefully lacking and no objective methodology of training and assessment of their clinical and surgical skills is there apart from an exit exam. We have a network of eye training centers across India providing uniform standardized training to our residents which has resulted in excellent results. The aim of this IC is to share our experiences with all trainers so as to improve the quality of Ophthalmic care across the board.

- | | | |
|------------------------------------------------------------------------------------------------------------------|---|-----------------------|
| 1. Introduction & training programs for Ophthalmology Residents over three years (min 10) | : | Sandeep Gupta |
| 2. Skills lab training & Wet Lab Training (min 10) | : | Vijay Kumar Sharma |
| 3. Training while in OT and assisting (min 10) | : | Sandepan Bandopadhyay |
| 4. Surgical Training on Simulators (min 10) | : | Sanjay Kumar Mishra |
| 5. Video recording of cases, Critical Analysis, Assessments at various stages of Residency & Conclusion (min 10) | : | Gaurav Kapoor |

Panel Discussion : (15 mins)

Date : 14-03-2024

Time : 08:30 - 09:45

Hall : Hall 4A Under Ramp (Level 0)





IC175 - Pearls for Publishing : Tips and Tricks from the Masters

Subhrangshu Sengupta - Kolkata

Date : 14-03-2024

Time : 08:30-09:45

Hall : Hall 5A Under Ramp (Level 0)

This course provides practising ophthalmologists practical guidelines for converting research ideas to publications. It discusses tips on expanding a research idea to frame the Research Hypothesis and planning Data Collection and tabulation of the same. Subsequently Statistical Tools for data analysis and relevant methods of data presentation are discussed. Instructors then share valuable tips on writing the Research Paper, submitting the Manuscript after carefully choosing the right Journal. Analysing the reviewers' comments and responding to them is equally important to improve the quality of the manuscript and increase chances of publishing the same. Insights are also provided for writing Review Articles and Meta Analyses. Quality publications in peer reviewed journals are perhaps the strongest boost for one's self confidence and it is only through publications that one can immortalise his/her ideas!

1. Framing the Research Hypothesis and going about Data Collection (10 mins) : **Subhrangshu Sengupta**
2. Demystifying Statistical Tools and Analysing Your Data (15mins) : **Moreker Sunil Ratilal**
3. Finalising and Submitting the Manuscript (10 mins) : **Anuradha Chandra**
4. Writing a Review Article and Meta-Analysis (10 mins) : **Chandrima Paul**
5. Choosing the Right Journal, Financial Disclosure and Plagiarism Checks (15 mins) : **Maurya R. P.**

Panel Discussion : (15 mins)



IC394 - Beyond 'Tunnel vision'-Expand your understanding of visual fields to unleash its maximum potential

Reni Philip - Trivandrum

Date : 14-03-2024
Time : 08:30-09:45
Hall : Hall 6 (Mini Aud.) (Level 1)

DAY 01- THURSDAY

Visual fields are irreplaceable in the diagnosis and follow up of glaucoma. However, like all tests, false positives and false negatives may be present. Understanding the variability of fields and the other conditions that can influence it is imperative to its proper use in glaucoma. Optimal and timely detection of progression on visual fields is invaluable in preserving vision and at the same time preventing unwarranted additional interventions. The various modalities of visual field available for assessment including the newer modalities and the current accepted consensus regarding these will also serve as a guide regarding their clinical use. This clinical case scenario-based IC will help in maximal use of the visual field device available to the clinician, at the same time prevent over diagnosis or misdiagnosis and thus aid in optimal management of glaucoma

1. The baseline: Visual field criteria for diagnosing glaucoma (8mins) : **Jeevitha Jagannathan**
2. All that glitters and the sinister mimickers- Common artefacts & the non-glaucomatous visual fields (10 mins) : **Divya Shetty**
3. All roads lead to Rome- Structure function correlation for glaucoma diagnosis (10 mins) : **Wadke Vidya Arunkumar**
4. The ups and downs- Progression or fluctuation – mastering the GPA (12 mins) : **Rathini David**
5. Spoilt for choice- the neck and neck contender: Octopus use including pros and cons (12 mins) : **Kiran Gopalakrishnan**
6. Down the road: other visual field modalities and current use (8mins) : **Reni Philip**

Panel Discussion : (15 mins)



**IC152 - When the going gets tough, the tough get going- Managing challenging Cataracts****Pradip Kumar Mohanta - Ranaghat**

Date : 14-03-2024

Time : 08:30-09:45

Hall : Hall 7 (Mini Aud.) (Level 1)

We will show through videos: 1. Management of Rock-hard cataracts, 2. Phaco in small pupil 3. Managing cataract with 3 to 4 clock hours of zonular dehiscence. 4. Phaco in posterior polar cataracts 5. Prechopperassisted Phaco in soft cataracts 5. Prechopper assisted Phaco in soft cataracts

- | | | |
|---------------------------------------------------------------------|---|-----------------------------|
| 1. Management of Rock-hard cataracts (15 mins) | : | Pradip Kumar Mohanta |
| 2. Phaco in small pupil (10 mins) | : | Suven Bhattacharjee |
| 3. Cataract with 3 to 4 clock hours of zonular dehiscence (10 mins) | : | Pradip Kumar Mohanta |
| 4. Phaco in posterior polar cataracts (10 mins) | : | Sugato Paul |
| 5. Prechopper assisted Phaco in soft cataracts (10 mins) | : | Pradip Kumar Mohanta |

Panel Discussion : (20 mins)

IC256 - Recent Concepts -Optimizing Intra ocular Lens (IOL) Power Calculation**Arup Chakrabarti - Trivandrum**

Date : 14-03-2024

Time : 08:30-09:45

Hall : Hall 2 (Level 2)

This Masterclass on IOL power calculation will review the current status of state of the art biometry, reliable formulae/calculators and standard operating procedures for optimal refractive outcomes. It will also deal with commonly encountered special situations in cataract surgery where IOL calculations require customized approach – eg. toric IOLs, secondary and piggyback IOLs, high myopia/hypermetropia, posterior segment pathologies and vitrectomised eyes, post refractive surgery eyes etc. Take home pearls summarizing the course contents will be highlighted. At the end of this Master Class, attendees will have learned about the latest concepts of IOL power calculation and how to optimize refractive outcomes infrequently encountered special situations and advanced technology IOL situations.

- | | | |
|-----------------------------------------------------------------------|---|----------------------------|
| 1. Introduction (5 mins) | : | Arup Chakrabarti |
| 2. Best Practice SOPs for Optimal Refractive Outcomes (10 mins) | : | Arup Chakrabarti |
| 3. Contemporary Tools/Strategies to Optimize Toric Outcomes (8 mins) | : | Atul Kadhane |
| 4. Incorporating Cutting Edge Technology in IOL Calculation (8 mins) | : | Ramesh Dorairajan |
| 5. Recent Developments in Post Refractive Surgery Situations (8 mins) | : | Kumar Doctor |
| 6. The Extremes – Long & Short Stories (8 mins) | : | Suven Bhattacharjee |
| 7. IOL Power Updates in Common Posterior Segment Pathologies (8 mins) | : | Meena Chakrabarti |
| 8. Take Home Pearls (8 mins) | : | Nirupama Kasturi |

Panel Discussion : (10 mins)



IC109 - Retina Bootcamp: Case presentations in Retina

Vishali Gupta - Chandigarh

Date : 14-03-2024
Time : 08:30-09:45
Hall : Hall 2A (Level 2)

DAY 01- THURSDAY

The Retina practice is full of challenges and quite often one encounters cases that do not fit in the routine, especially the cases with intraocular inflammations. Diagnosing and managing these cases could be a challenge for medical retina experts who have limited understanding of the masquerades. It is thus important to develop the clinical acumen to identify the phenotype correctly and reach early diagnosis and management. This instruction course plans to discuss these retinal masquerades in the form of case presentations shown explicitly as they would present, followed by expert tips and clear take home message. At the end of this session, the attendees shall be able to identify these pathologies with ease and also learn the pragmatic approach that helps avoiding unnecessary investigations and treatment.

- | | | |
|-----------------------------------------------------------------------|---|--------------------------|
| 1. Introduction (5 mins) | : | Vishali Gupta |
| 2. White Dots in fundus: How do I approach ? (10 mins) | : | Manisha Agarwal |
| 3. Serous fluid in Posterior pole: looks like CSR but is not (10mins) | : | Deeksha Katoch |
| 4. Subretinal lesions: Need a special consideration (10 mins) | : | Vishali Gupta |
| 5. Choroidal mass: things I need to rule out (10 mins) | : | Reema Bansal |
| 6. Looks like Retinal Dystrophy : How to proceed ? (10 mins) | : | Simar Rajan Singh |
| Panel Discussion : (20 mins) | | |





FREE PAPER

Squint - I

Chairperson : Pramod Kumar Pandey
Co- Chairperson : Rishikesh Mayee
Convenor : Smita Kapoor
Co-Convenor : Rebika
Moderator : Amar Pujari

Date : 14-03-2024
 Time : 08:30-09:45
 Hall : Hall 2B (Level 2)

[FP355] - Case Report- Surgical correction of Adult Onset Cyclic Esotropia (Post Traumatic); **Chief & Presenting author** : Shraddha Pandey (S19417)

[FP439] - Management of Large angle exodeviation with hang back recessions; **Chief & Presenting author** : Sujeeth Modaboyina (B18858), Sreelakshmi Nimmagadda

[FP669] - Surgical outcomes of muscle transplantation surgery in childhood esotropia; **Chief & Presenting author** : Y. Sai Karthik (Y26470), Raman Yenugandula

[FP813] - Surgical Outcome of graded IO recession with or without anteriorisation in overelevation in adduction; **Chief & Presenting author** : Leila Mohan (M13437), Roohi M, Kavitha Mohankumar, Shabeeba K;

[FP859] - True Muscle Transplantation Surgery In A Case Series Of Large Angle Concomitant Alternate Exotropia; **Chief & Presenting author** : Rahul Gogineni (G26471), Raman Yenugandula

[FP1042] - Third nerve palsy : Medial Rectus - Resection versus fixation to Medial Palpebral Ligament! **Chief & Presenting author** : Marushka Aguiar (M20365), Janani Rajendran, Priyarthi Pradhan, Shashikant Shethy

[FP1059] - Acquired Case Of Synergistic Convergence After Craniotomy; **Chief & Presenting author** : Sayali Mahajan (S19692), Avinash Ingole

[FP1080] - Title: Ocular Myasthenia Gravis Mimicking Mono-Ocular Elevation Deficit; **Chief & Presenting author** : Monalisa Pati (M25458), Shweta Dhiman

[FP1416] - To study the variations in central macular thickness in different types of unilateral amblyopia **Chief & Presenting author** : Naushin Ahmad (N26175), Niharika Chaudhary, Vishnu Swarup Gupta, Hina Kauser

[FP1365] - Effect Of Botulinum Toxin-A (Btx-A) Therapy In Acute Acquired Comitant Esotropia (Aace); **Chief & Presenting author** : Praveena Shyam (P24897), Meenakshi Ravindran, Fathima A., Neelam Pawar

[FP1547] - Sensory And Motor Outcomes After Surgery In Intermittent Divergent Squint; **Chief & Presenting author** : Naintara Chouhan (N25895), Swati Phuljhele, Rebika, Rohit Saxena

[FP2611] - Spasm of near reflex (SNR) - Case series post COVID pandemic, Diagnosis and Management protocol; **Chief & Presenting author** : Sumitha Muthu (S22217), Ayushi Mohapatra, Jyoti Matalia, Sheeta Achyut Munde

Keynote Address (6') :
 AIOS – Prem Prakash Disha Award 2023 -Surgical Outcome of Full-Tendon Modified Nishida Procedure in Varied Large-Angled Complex Strabismus
 Shweta Chaurasia (S16093)

Telangana Ophthalmological Society (5') :
 "Obscure intracranial pathology manifesting as acute acquired comitant Esotropia"
 Devika Saxena (D26475)





IC22 - Techniques and Technologies to Conquer Brunescant cataract

Arup Bhaumik - 24 Parganas (North)

Date : 14-03-2024

Time : 08:30-09:45

Hall : Hall 1 (Main Aud.) (Level 4)

DAY 01- THURSDAY

Phacoemulsification is facing its biggest challenge ever, conquering the rock-hard brunescant nuclei in a safe and predictable manner. The grading system of cataract is probably unable to predict the hardness, thickness and leatheriness of these cataracts. Dividing these hardest brown nuclei safely in phacoemulsification is the final hurdle to cross. Chopping in a thick hard nucleus often fail to divide the nucleus completely. A definite algorithm of techniques are needed to conquer. This video based IC will highlight all types techniques and newer innovative technologies to conquer hardest nucleus. IC will also highlight all probable complications and management of complications as well

1. Difficulties and Strategies to Deal Supra hard Cataracts (10 mins) : **Ayan Mohanta**
2. Techniques and Technologies to conquer Brunescant Cataract(15 mins) : **Arup Bhaumik**
3. Basics of Vertical chopping in Hard Cataract (10 mins) : **Lav Kochgaway**
4. Techniques to Manage hyper mature Brunescant cataract (10mins) : **Santanu Mitra**
5. Management of Complications and Safe escapes (15 mins) : **Debashis Dutta**

Panel Discussion : (15 mins)





FREE PAPER

Cornea - I

Chairperson : Sangwan Virender S.
Co-Chairperson : Uma Sridhar
Convenor : Arundhati Pande
Co-Convenor : Veena Benswarup P
Moderator : Nasrin

Date : 14-03-2024
Time : 08:30-09:45
Hall : Hall 1A (Level 4)

[FP26] - Comparison of corneal cell morphology and function in diabetics & non-diabetics post vitrectomy; **Chief & Presenting author : Reshika Annamalai Somasunam (R25460), Vivek Velumani, Amjad Salman**

[FP35] - Paediatric penetrating keratoplasty: Retrospective study for prospects in a tertiary care centre; **Chief & Presenting author : Subhojit Chakraborty (C24372)**

[FP36] - Microsporidial Stromal Keratitis – Challenging Scenarios; **Chief & Presenting author : Mugundhan Rajarajan (R18461), Nikita Das**

[FP90] - Comparison of central corneal thickness by pachymetry and anterior segment optical coherence tomography; **Chief & Presenting author : Vidya Hegde (H10075), Rashmi (Dosi) Jain, Atul Kamath, Anupama Bappal**

[FP130] - Intrastromal voriconazole as successful adjunctive approach for recalcitrant deep fungal keratitis; **Chief & Presenting author : Atul Bhirud (B17395), Anchal Tripathi, Avinash Mishra, Mohini Agrawal**

[FP145] - Herpes Simplex virus keratitis: clinical features, treatment and outcome; **Chief & Presenting author : Samrat Chatterjee (C07146); Mehvish Malik, Deepshikha Agrawal, Sharad Gomase**

[FP152] - Clinicomicrobiological profile of microbial keratitis in a tertiary eye care centre in Eastern India; **Chief & Presenting author : Anjalika Parhi (A24747), Smruti Ranjan Dethi, Sukhada Mishra**

[FP158] - Clinico-Etiological Profile of Therapeutic Keratoplasty At Tertiary Eye Care Center, Hyderabad; **Chief & Presenting author : Moukthika Kondapalli (M26747), Mahesh Gangana Boina, Padma Malladi**

[FP164] - Mysterious Fatal Ocular/Systemic Infections; **Chief & Presenting author : Gerald R. Schultz (G03079)**

[FP171] - Temporary keratoprosthesis assisted vitreo-retinal surgery: A ray of hope; **Chief & Presenting author : Santosh Kumar (K11796)**

[FP218] - Outcomes of Repeat autologous Simple limbal Epithelial Transplant; **Chief & Presenting author : Rishabh Sah (S26245), Sangwan Virender S., Nikunj Patel**

[FP230] - Ocular surface squamous neoplasia-The unsung story of the tumor; **Chief & Presenting author : Vanshika Khanna (V24060), Ram Kumar Jaiswal**

Each talk is 5 mins

Odisha State Ophthalmological Society (5') :
Outcomes of DMEK with and without peripheral Iridotomy.
Srikanta Sahu (S11533)





FREE PAPER

Neuro Ophthalmology - I

Chairperson : Meenakshi Yadav Dhar
Co-Chairperson : Raman Yenugandula
Convener : Shilpa Sonarkhan
Co-Convener : Gazella Bruce Warjri
Moderator : Sujeeth Modaboyina

Date : 14-03-2024
Time : 08:30-09:45
Hall : Hall 1B (Level 4)

DAY 01- THURSDAY

[FP54] - Reference Database for Inner Retinal Layers Using Spectralis™ OCT In Indian Population; **Chief & Presenting author** : **Bhuvaneswaran Vedapuri Eswaran (E22614)**, Sujata Guha, Md. Shahid Alam, Shruti Mittal

[FP97] - Clinical Spectrum & Recovery Patterns In Patients With Acquired Isolated Ocular Motor Nerve Palsies; **Chief & Presenting author** : **Disha Agarwal (D25720)**, K. Subashini, Nirupama Kasturi

[FP233] - Diagnostic Dilemmas in Neuro-Ophthalmology; **Chief & Presenting author** : **Susha Sugathan (S21397)**, Puja Rai

[FP246] - Risk factors and visual outcome of Non Artetic Anterior Ischemic Optic Neuropathy in age below 50; **Chief & Presenting author** : **Arpita Sthapak (A23132)**

[FP318] - Etiologic components and prognostic determinants of acquired sixth cranial nerve palsy; **Chief & Presenting author** : **Manisha Kumari (M26254)**, Alina Kujur, Deepak Marianus Lakra

[FP320] - A Case Of Herpes Zoster Optic Neuritis: A Rare Complication; **Chief & Presenting author** : **Ankita Singh (A22223)**, Anil Sharma, Rolli Khurana

[FP327] - Visual outcome in patients treated with steroids for Traumatic optic neuropathy – our experience; **Chief & Presenting author** : **Sabarinath A (A27828)**, Kowsalya Akkayasamy

[FP354] - Proficiency Assessment of Trained Vision Center Technicians in Neuro-Ophthalmology Disease Screening; **Chief & Presenting author** : **A. Balraj (B19536)**

[FP360] - Bilateral Optic Disc Swelling with Persistent Visual Loss in Anemia: Case Report; **Chief & Presenting author** : **Deepak Patel (P27946)**, Vironika Agrawal, Nishant Kumar

[FP407] - Positive Visual Phenomena in Prion Disease: A Diagnostic Dilemma; **Chief & Presenting author** : **Devika Bhattacharya Mandlik (D21244)**, Kunal Mandlik, Priya Siva Kumar

Each talk is 5 mins

Keynote Address (6'):

AIOS – S D Athawale Award 2023-Eye_Mg_Max/A Comprehensive Neuro-Ophthalmology 3D Touch Interface Application with Augmented Reality
Prasanna Venkatesh Ramesh (R19173)





FREE PAPER

Glaucoma - I

Chairperson : Kirti Singh
Co-Chairperson : Subrata Kumar Mitra
Convenor : Siddharth Dikshit
Co-Convenor : Lalitha K.J.
Moderator : Shivam Gupta

Date : 14-03-2024
Time : 08:30-09:45
Hall : Trade Hall A (Trade Area Level 1)

[FP18] - Correlation between severity of glaucoma in cases of POAG and platelet parameters; **Chief & Presenting author : Archana Yadav (A23946)**, Madhulika Sinha, Deepak Mishra, Anurag Kumar Kashyap

[FP47] - Comparison of superior and inferior laser peripheral iridotomies in primary angle closure disease; **Chief & Presenting author: Mithun Thulasidas (T20871)**, Paraali Shah

[FP53] - Comparison of Efficacy and Safety of Netarsudil 0.02% and Bimatoprost 0.01% in Patients of POAG & OHT; **Chief & Presenting author : Suraj Singh (S25467)**

[FP79] - Phenotypic variability, glaucoma severity and long-term outcomes in Axenfeld Rieger patients; **Chief & Presenting author : Arnab Panigrahi (P25912)**, Viney Gupta, Shikha Gupta

[FP105] - Comparison Of Diagnostic Capability Of Macular GCIPL Vs RNFL Thickness In POAG Patients; **Chief & Presenting author : Arpit Srivastava (S23541)**

[FP114] - 1-Year Outcomes of Sutureless Phacotrabeculectomy with foldable IOL.; **Presenting author : Nandini Jain (J16932)**, Chief author : Shakun Gupta

[FP119] - Evaluation of ocular surface disease and quality of life in glaucoma patients; **Chief & Presenting author : Sarin Sha (S23680)**, Girija Krishnapillai, Smitha V.K.

[FP147] - Two to Tango : Indications and outcomes of second Ahmed Glaucoma Valve implantation; **Chief & Presenting author : Amit Pandey (P17068)**, Bhavini Jariwala

[FP195] - AB interno Schlemms canal viscodilatation & trabeculectomy by OMNI system in open angle glaucoma; **Chief & Presenting author : Vaishali Jadhav (J18042)**, Divya Mathews

[FP200] - Study comparing anterior chamber angle parameters between diabetics and non diabetics using UBM; **Chief & Presenting author : Saswati Sen (S14856)**, Shrutakirty Parida, Snehalata Dash, Ridhima Pokharna

[FP2825] - Safety and Efficacy of iStent Inject implantation with Phacoemulsification for Open Angle Glaucoma; **Presenting author : Malvika Krishnan (M22078)**, Chief author : Supriya Sriganesh, Malvika Krishnan, Shibi Dev B.N., Sri Ganesh

Each talk is 5 mins



FREE PAPER

Diabetic Retinopathy & Medical Retina - I

Chairperson : Dudani Ajay Indur
Co-Chairperson : Das Arnab
Convener : Arnav Mitra
Co-Convener : Dr.Dinesh Garg
Moderator : Devendra Venkatramani

Date : 14-03-2024
Time : 08:30-09:45
Hall : Trade Hall B (Trade Area Level 1)

DAY 01- THURSDAY

[FP61] - Rare case of Lipemia Retinalis In a 24 day old Newborn; **Chief & Presenting author** : **Rajeeta Basur (R26771)**, Dinesh Kumar Bhagat, Reena Kumari

[FP106] - Management Of Coexisting Cataract And Diabetic Macular Edema; **Chief & Presenting author** : **Subhasree Dutta (S24326)**, Kelkar Aditya Shreekant

[FP140] - Real world outcomes of intravitreal brolocizumab for persistent diabetic macular edema; **Chief & Presenting author** : **Saarang Hansraj (H22070)**, Mudit Tyagi

[FP163] - Brolocizumab a new and novel anti VEGF for treatment of nAMD and PCV; **Presenting author** : **Sachin Mahuli (M15326)**, Chief author : Neil Antonio Mascarenhas

[FP211] - 532 nm versus 810 nm subthreshold micropulse laser in non-resolving central serous chorioretinopathy; **Chief & Presenting author** : **Vikas Ambiya (A20150)**, Shankar Sandeep, Ashok Kumar

[FP244] - Assessment of RNFL thickness in cases of papilledema using Optical Coherence Tomography; **Chief & Presenting author** : **Jill Patel (J27965)**

[FP252] - Serum pentraxin3 and vascular endothelial growth factor as diagnostic marker in diabetic retinopathy; **Chief & Presenting author** : **Mahima Kansal (M27881)**, Subina Narang

[FP298] - Can OCT Angiography replace FFA as a primary imaging modality for Diabetic retinopathy? **Presenting author** : **Amit Bidasaria (B25738)**, Chief author : Santosh Mahapatra, Anuja Mohanty

[FP311] - Changes in choroidal thickness and choroidal vascularity index in Post-Fever Retinitis; **Chief & Presenting author** : **AdityaPatil (P24917)**, Padmamalini Mahendradas, Ankush Kawali, Radhika Sriram

[FP371] - Myriad Manifestations of Isolated Optic Nerve Infiltration in ALL: A visual emergency!; **Chief & Presenting author** : **Mousumi Banerjee (M22333)**, Pradeep Venkatesh, Shorya Vardhan Azad

Each talk is 5 mins

Keynote Address (6') :
AIOS – Rema Mohan Award 2023- Novel Molecule Mediated Inhibition of ICAM as Target for Diabetic Vascular Leakage: Preclinical Trial
Thirumalesh M. B (T13410)

Ophthalmological Society of Assam
Microalbuminuria and low hemoglobin as risk factors for the occurrence and severity of Diabetic Retinopathy, **Presenting author** : **Dr. KRISHNAPRIYA J KAIMAL (K27847)**





Intraoperative Floppy Iris Syndrome Decoded

Dr. Sajjad Hamid Fazili

Date : 14-03-2024

Time : 08:30-9:45

Hall : AIOC THEATRE 1 (Trade Area Level 1)

Intraoperative Floppy iris syndrome (IFIS) remains a challenge for surgeons during phacoemulsification. Lack of awareness can turn a routine, uneventful surgery into one with significant visual morbidity. Use of tamsulosin, an alpha adrenergic receptor blocker used in benign prostatic hyperplasia was initially incriminated in its etiology, but later other alpha adrenergic receptors such as alfuzosin, terazosin and doxazosin along with different other classes of medications and systemic risk factors were identified. A triad of intraoperative signs, varying in degree, classically characterise the IFIS - Billowing of the Iris, Iris prolapse at the incisions and intraoperative miosis. A good preoperative assessment and prophylactic measures need to be in place, with some surgical modifications and intraoperative management. Increasing awareness about IFIS, knowing what troubles to anticipate, is the key to better management.

This instruction Course aims at decoding the challenges of IFIS

1. IFIS - Why and How : Dr. Snobar Yousuf - 15 Mins
2. IFIS - plugging the holes : Dr. Ritika Sachdev - 10 Mins
3. IFIS - Intraoperative Considerations : Dr. Sajjad Hamid Fazili - 20 Mins
4. IFIS - Taking the right steps intraoperatively : Dr. Harshul Tak - 15 Mins
5. IFIS - Rings are the lords : Dr. Suven Bhattacharjee - 10 Mins

Total duration (include panel discussion : 5 Mins)



Video Primer : Complications in Cataract & Refractive surgery

Chair: Amogh Kittur - New Delhi

Date : 14-03-2024
Time : 09:45-11:00
Hall : Glass Room 1

DAY 01- THURSDAY

- | | |
|----------------------------------------------------------------------------------------------|-----------------------------------|
| 1. Dancing cataract sandwich technique | Bala Saraswathy |
| 2. Managing Complications in subluxated Lens surgery | Dineshkumar Nathalal Maru |
| 3. White Cataract and PCR: Scaffolding before the primary chop | Nilesh Kumar |
| 4. Three Lenses in One Eye | Mehul Shah |
| 5. Torn anterior CCC in a case of iridofundal coloboma and planned toric IOL | Sourabh Patwardhan |
| 6. Managed Trainee's case of Reverse Argentinian Flag Sign | Aniket Ginodia |
| 7. Cap perforation in smile- The infrequent ramification | Anchal Thakur |
| 8. Zephyr Of Stability: Double-Flanged 5-0 Polypropylene and Capsular Tension Segment Fusion | Prasanna Venkatesh Ramesh |
| 9. "Conquering PCR - Lessons Learned" | Shalini Kumari |
| 10. What can go wrong? I've already implanted the IOL!! | Chintan Mukeshkumar |
| 11. Rhexis run off in a case of intumescent cataract | Raline Solomon Amalakaran |
| 12. Ectopic Intraocular lens- An unusual complication of cataract surgery | Mehul Shah |
| 13. Tackling IFIS | Sneha Jain |
| 14. Complications in ICL: Lessons from the roadblocks! | Priyadarshini Kamalakannan |
| 15. Subluxated IOLS and bag complexes management | Kumar Doctor |





IC470 - Limbal stem cells & tissue engineering of the cornea: An overview

J.K.S. Parihar - New Delhi

Date : 14-03-2024

Time : 09:45-11:00

Hall : Glass Room 2 (Level 0)

Active engagement of Regenerative medicine (RM), AI, and biomedical tissue engineering are very significant, and paradigm shift in the clinical practice in all the disciplines of medicine including Ophthalmology. The concept of limbal stem cells has been well established by evidence-based studies including molecular ophthalmology, and stem cell markers as well as the successful outcome following various Ocular surface modulation surgical practices. In addition, tissue culture of corneal epithelium has opened up a new window to handle severe corneal and ocular surface disorders. The paucity of donor cadaveric cornea has prompted the need for readily available artificial biomedical-engineered corneal tissue. The proposed instruction course is intended to review the current status and prospects pertaining to the advancement and clinical applications of limbal stem cells as well as artificial biomedical-engineered corneal tissue.

- | | | |
|-----------------------------------------------------------------------------------------|---|----------------------|
| 1. Introduction & Historical prospective (8 mins) | : | J. K. S. Parihar |
| 2. Limbal stem cells: Applied embryology and clinical anatomy (8 mins) | : | Ankita Singh |
| 3. Molecular biology markers based evidence of Limbal stem cells (8 mins) | : | K. Shyamsundar |
| 4. Current status of Tissue culture of limbal stem cells and cornealepithelium (8 mins) | : | Gaurav Kapoor |
| 5. Tissue engineering of cornea: present status and future (8 mins) | : | Jaya Kaushik |
| 6. Limbal stem cells & tissue engineering of the Cornea: An overview (10 mins) | : | Sandeep Gupta |
| 7. Conclusion (8 mins) | : | Vinod Kumar Baranwal |

Panel Discussion : (17 mins)





IC285 - What After Residency? Fellowships, FRCS, FICO, Training Abroad and Career Options

Devena Venkatramani - Panel

Date : 14-03-2024

Time : 09:45-11:00

Hall : Hall 3A Under Ramp (Level 0)

DAY 01- THURSDAY

After residency, newly-minted ophthalmologists are faced with a plethora of options - fellowships, international examinations, private practice, or further training abroad. One may find it difficult to choose the right career path. This instruction course simplifies things for trainees: from maximising their training by accessing the right resources, foreign qualifying exams, observer ships overseas, the options beyond ophthalmology, and how to choose what's best for you. This IC takes the form of a panel discussion. The panelists are from premier ophthalmology institutes across the country and are actively involved in ophthalmology education, with in-depth knowledge on the topics allotted to them. In its 7th consecutive year, this IC not only analyses benefits of each career option but also objectively discusses how to maximise the opportunities available making it a unique course that every young ophthalmologist must attend.

1. Nuts and Bolts of FRCS (12 mins) : **Devena Venkatramani**
2. ICO, FAICO and Sub-speciality fellowship exams – Is it necessary? (12 mins) : **Pranita Sahay**
3. FRCO phth (London) - When to start and how to excel (12 mins) : **Devesh Kumawat**
4. Resource options for training in Ophthalmology (12 mins) : **Parthapratim Dutta Majumder**
5. Career options beyond Ophthalmology (12 mins) : **Rashmin Gandhi**

Panel Discussion : (15 mins)





IC205 - Controversies and Preferred practice in Pediatric Cataract management 2024 – A Case Based Learning

Date : 14-03-2024
Time : 09:45-11:00
Hall : Hall 4A Under Ramp (Level 0)

Vaishali Abhaykumar Vasavada - Ahmedabad

The course aims to highlight in a video based, practical manner, the current practices in pediatric cataract surgery. Faculty will highlight various aspects of techniques, technology and paradigms being followed across the globe to ensure best possible outcomes. Controversial topics, such as minimum age for IOL implantation will be addressed. At the end of the course, the attendee will go home with practical tips, and recommendations based on international consensus regarding how to approach these cases.

- | | | |
|--------------------------------------------------------------------------------------------------|---|--------------------------------------|
| 1. Surgical Tips for cataract surgery in pediatric eyes (12 mins) | : | Jagat Ram |
| 2. IOL implantation in infants and toddlers (12 mins) | : | Vaishali Abhaykumar Vasavada |
| 3. Special situations in pediatric cataract surgery: perfecting your surgical outcomes (12 mins) | : | Vasavada Abhaykumar Raghukant |
| 4. Visual rehabilitation in 2024 – conventional versus newer gadgets? (12 mins) | : | Varshini Shanker |
| 5. Paradigms for Strabismus management in patients with pediatric cataracts (12 mins) | : | Aditya Sethi |

Panel Discussion : (15 mins)

Corneal Collagen Cross linking for Comprehensive Ophthalmologists

Mallikarjun M. Heralgi

Date : 14-03-2024
Time : 09:45-11:00
Hall : Hall 5A Under Ramp (Level 0)

Advanced corneal topography devices have made it possible to diagnose early stages of corneal ectasia. Prevalence of keratoconus is on rise and not a rare disease as once thought. Earlier age of onset is associated with faster progression. Increased awareness in society and demand for refractive surgery has resulted in many patients diagnosed to have of early corneal ectasia. Collagen cross linking (CXL) is a minimally invasive procedure used to prevent progression of corneal ectasia. This course is intended to educate about CXL to Comprehensive Ophthalmologists. This course throws light on basics of CXL, indications, procedure , management of complications and also recent advances.

- | | | |
|----------------------------------------|---|-------------------------------|
| 1. What is CXL (min 15) | : | Manisha Dwivedi |
| 2. How it is done (min 15) | : | Ankit Deokar |
| 3. Benefits and complications (min 15) | : | Anand Balasubramaniam |
| 4. Recent advances in CXL (min 15) | : | Mallikarjun M. Heralgi |





IC548 - Glaucoma secondary to posterior segment disorders- An Update

K. Subashini - Puducherry

Date : 14-03-2024

Time : 09:45-11:00

Hall : Hall 6 (Mini Aud.) (Level 1)

DAY 01- THURSDAY

Secondary glaucomas related to retinal and choroidal disorders can be complex and challenging to manage. Neovascular glaucoma is a common type and other causes include uveitic glaucoma due to interocular tumours, or following buckle surgery or vitrectomy. A comprehensive evaluation is crucial to diagnose and manage secondary glaucomas. Treatment options include combination of medical therapy, laser and surgical interventions. In advanced cases, posterior segment surgical intervention may be necessary, and this is where vitreoretina surgeons play a crucial role. When non-surgical approaches are ineffective for IOP control, or the disease has progressed significantly, glaucoma surgery may be required. The choice of treatment depends on the underlying disease, its severity, and the patient's overall health. Early diagnosis and tailored treatment plan with collaboration between retinal specialists and glaucoma surgeons is essential to provide the best care for affected patients.

1. Aetiology and pathogenesis of the secondary glaucomas related to retinal and choroidal disorders. (12 mins) : **Venipriya Sigamani**
2. Evaluation of secondary glaucoma associated with posterior segment disorders (12 mins) : **R. Sharmila**
3. Non-surgical management: Role of AGMs, anti-VEGFs, laser and others (12 mins) : **Shreyas T S**
4. Surgical management: Role of vitreoretina surgeon (12 mins) : **Amit Kumar Deb**
5. Surgical management: Role of glaucoma surgeon (12 mins) : **K. Subashini**

Panel Discussion : (15 mins)





IC365 - Peripheral Ulcerative Keratitis: Evidence-based strategies for diagnosis and treatment

Radhika Tandon - New Delhi

Date : 14-03-2024

Time : 09:45-11:00

Hall : Hall 7 (Mini Aud.) (Level 1)

To outline the current clinical knowledge in the diagnosis and management of peripheral ulcerative keratitis (PUK) and provide an overview of currently accepted treatment protocols with practical tips and pearls. PUK is a corneal disorder of major concern to ophthalmologists and internists, as it may be a harbinger of a serious medical problem. The current management of PUK requires an interdisciplinary approach and management by a team of internists, rheumatologists and ophthalmologists. Judicious use of immunosuppressive agents must be ensured to bring favorable results with minimal adverse effects. This course provides an overview of evidence-based management of PUK for cornea specialists. The instructor will provide a simplified and systematic 'stepwise treatment protocol' for PUK, which can be incorporated into everyday practice while managing such cases.

1. PUK simplified: An algorithmic approach to clinical diagnosis and investigations (15 mins) : **M. Vanathi**
2. Shifting the paradigm of medical management: new modalities and treatment strategies (15 mins) : **Yogita Gupta**
3. Customised surgical treatment: patches and matches (15 mins) : **Neiwete Lomi**
4. A potpourri of rare and interesting cases (15 mins) : **Radhika Tandon**

Panel Discussion : (15 mins)





Visual & Ocular Standards in Armed Forces Recruitment- Decoded for General Ophthalmologists

Gaurav Kapoor

Date : 14-03-2024
Time : 09:45-11:00
Hall : Hall 2 (Level 2)

DAY 01- THURSDAY

Indian Armed Forces is the largest employer in India with a unique job profile leading to high incidence of trauma. Also, most AF personnel serve in remote locations as well as inhospitable terrains like high altitude, open sea, underwater injuries and remote locations which require high standards of VA, colour vision and ocular structures which can withstand vagaries of these terrain. Hence it is imperative to recruit individuals with visual and ocular standards which allow them to serve in these tough conditions at high level of alertness with minimal reaction times. Also ocular conditions which may not cause any problems in normal circumstances may become life threatening to self and colleagues in these difficult terrain. The CI and all the instructors are all trained in various ocular sub specialties and have experience of serving in high conflict zones & have been instrumental in formulating the guidelines and SOPs of recruitment in settings of Armed Forces.

- | | | |
|---------------------------------------------------------------------|---|----------------------------|
| 1. Introduction (min 10) | : | Gaurav Kapoor |
| 2. Visual Standards in Armed Forces Recruitment (min 10) | : | Vijay Kumar Sharma |
| 3. Refractive surgery and Armed Forces Recruitment (min 10) | : | Sandeep Gupta |
| 4. Visual standards in Air Force Recruitment (min 10) | : | Anirudh Singh |
| 5. Visual Recruitment standards specific to Navy (min 10) | : | Avinash Mishra |
| 6. Colour Vision standards for Armed Forces and conclusion (min 10) | : | Sanjay Kumar Mishra |





IC349 - Decoding Macular surgeries-case based understanding of surgical management in macular disorders

Vishal Agrawal - Jaipur

Date : 14-03-2024
Time : 09:45-11:00
Hall : Hall 2A (Level 2)

With the advent of various techniques & adjunct therapies in the management of posterior pole pathology, there is no clear consensus in the standard treatment protocol. The course will showcase various high definition videos of routine & complex cases of macular holes, foveoschisis, ONH pit, VMT, ERM and taut posterior hyaloid. The videos will also highlight the use of various adjuncts, dyes and flap maneuvering techniques in myriad cases. The course consists of various simple to complex cases which will be helpful to the novice and experienced surgeon alike. The course objective is to make it clear that no single technique suffices for the various surgical challenges in macular diseases. At the end of this video based course the attendee will have a knowledge of the various clinical presentations of macular diseases, customised treatment for each of them & management of the most common complications.

1. Vitreo-macular traction and ERM-case based discussion on complications & management. (12 mins) : **Lalit Verma**
2. Myopic Foveoschisis- case based use of instruments & techniques. (12 mins) : **Vishal Agrawal**
3. Optic Disc Pit- case based presentation of various management techniques. (12 mins) : **Bhuvan Chanana**
4. Taut Posterior Hyaloid membrane - case based discussion. (12mins) : **Kelkar Aditya Shreekant**
5. Macular Holes -case based use of ILM flap, grafts and other adjuncts (12 mins) : **Shrinivas M. Joshi**

Panel Discussion : (15 mins)



FREE PAPER

Pediatric Ophthalmology - I

Chairperson : Keiki R. Mehta
Co- Chairperson : Usha A Johari
Convenor : Rishikesh Mayee
Co- Convenor : Shreya Shah
Moderator : Shweta Gaur

Date : 14-03-2024
Time : 09:45-11:00
Hall : Hall 2B (Level 2)

DAY 01- THURSDAY

[FP208] - A Clinical Trial On Phakic IOL Vs Occlutab Vs Orthoptek In children For Management Of Amblyopia; **Chief & Presenting author : Arvind Kumar Morya (M17612)**, Rajendra Prasad, Priya Sisodiya, K.S. Santhan Gopal

[FP425] - Pediatric Corneal Transplants: A review of 21 years; **Chief & Presenting author : Ashok Sharma (A04284)**

[FP434] - Accommodation Scale, a Ruler/Gauge, for Objective Assessment of Magnitude of Accommodation in Kids; **Chief & Presenting author : Mihir Trilok Kothari (K08617)**, Heena Khan, Maahi Mihir Kothari, Nidhi Agarwal

[FP480] - Low Dose Ranibizumab In The Treatment Of Aggressive Retinopathy Of Prematurity In India; **Chief & Presenting author : Shreyangsi Biswas (B16668)**, Krishnapada Baidya

[FP637] - Effect of amblyopia treatment on macular thickness, microvasculature & RNFL thickness in children; **Chief & Presenting author : Nikhil Balakrishnan (B20247)**, Nitin Balakrishnan, Pavitra Patel

[FP916] - Association of endothelial NOS (eNOS) polymorphism in babies with Retinopathy of Prematurity (ROP); **Chief & Presenting author : Debolina Deb (D21510)**, Muthayya Muthukumar, Suhas Prabhakar

[FP967] - Atropine in Pediatric Unilateral Cataract Patients: A Study on Axial Length and Myopia Progression; **Chief & Presenting author : Aditya Sethi (A17392)**, Reena Sethi

[FP971] - Visual Field Indices in glaucomatous children and adults with comparable RNFL thickness on OCT; **Presenting author : Faisal T. T. (F15975)**, Chief author : Sushmita Kaushik, Surinder S Pandav, Umang Thakur, Sushmita Kaushik

[FP1221] - BYNOCS- Can We Think Beyond Patching? **Chief & Presenting author : Walimbe Prasad BhalChandra (B05834)**, Parikshit Gogate, Walimbe Tejaswini Prasad

[FP1340] - Outcome of late probing for Congenital Nasolacrimal Duct Obstruction; **Chief & Presenting author : Kuldeep Kumar Srivastava (S06431)**

[FP1970] - Developing & implementing cerebral visual impairment (CVI) assessment & rehabilitative tool kit; **Chief & Presenting author : Shweta Chaurasia (S16093)**, Jaspreet Sukhija, Dhara Sardhara

[FP2111] - Comparison of Peripheral Refraction in progressive myopic and non-progressive myopia children; **Chief & Presenting author : Jitendra Nenumal Jethani (J09433)**

Each talk is 5 mins

Chhattisgarh State Ophthalmological Society (5') : Comparison of reactivation between Ranibizumab and Bevacizumab in aggressive retinopathy of Zprematurity: A retrospective case series : **Anil B Gangwe (G14687)**

Maharashtra Ophthalmological Society (5') : ROPER Lahiri Karobi (L04226)

Keynote Address (6') :
AIOS - Om Prakash Award 2023- Posterior Phakic Intraocular Lens for Treatment of Refractive Amblyopia in children and Adolescent Arvind Morya (M17612)





IC591- Practical pearls in nucleus management during Phacoemulsification: Clinical case Scenarios

Harbansh Lal - New Delhi

Date : 14-03-2024

Time : 09:45-11:00

Hall : Hall 1 (Main Aud.) (Level 4)

The key to performing phacoemulsification successfully every time in different case scenarios is mastering the art of nucleus management. This video assisted interactive course will enlighten the audience not only about the basic principles and techniques of nucleus removal, but also give them insight into the management of nucleus in various complex and difficult situations. We will discuss the management of soft cataract, hard cataract, white intumescent cataract, subluxated lens, posterior polar cataract and nucleus management in presence of a posterior capsular rupture. Eminent cataract surgeons from all over the country will share their clinical experience in this video based course.

- | | | |
|--------------------------------------------------------------------------|---|---------------------------|
| 1. Basics of Nucleotomy (6 mins) | : | Harbansh Lal |
| 2. Soft Cataract (6 mins) | : | Ikeda |
| 3. Posterior Polar Cataract (6 mins) | : | Ikeda |
| 4. Hard Cataract (6 mins) | : | Harbansh Lal |
| 5. White Intumescent Cataract (6 mins) | : | Shroff Ashok Pranjivandas |
| 6. Nucleus Management in Presence of Small Pupil (6 mins) | : | Anurag Mishra |
| 7. Nucleus Management in presence of Corneal Opacity (6 mins) | : | Rajesh Sinha |
| 8. Subluxated Cataract (6 mins) | : | Rajiv Choudhary |
| 9. Nucleus Management in presence of Posterior Capsular Rupture (6 mins) | : | Tinku Bali |

Panel Discussion : (21 mins)



FREE PAPER

Cornea - II

Chairperson : Ashok Sharma
Co-Chairpersons : Radhika Natarajan, Pallavi Prabhu
Convenors : Sanjib Banerjee, Purvasha Narang
Moderator : Puja Hingorani - Bang

Date : 14-03-2024
Time : 09:45-11:00
Hall : Hall 1A (Level 4)

DAY 01 - THURSDAY

[FP249] - Sutureless Femtosecond laser-assisted DALK: An innovative technique; **Chief & Presenting author** : Alok Sati (S09925), Sonali V. Kumar

[FP312] - Ocular Manifestations Of Measles; **Chief & Presenting author** : Rishi Sharma (S14528), Ranjiv R.

[FP349] - Acanthamoeba Keratitis Mimicking Viral Corneal Ulcer: A Clinical conundrum; **Chief & Presenting author** : Sharleen Khan (S26274), Garima Rai

[FP366] - Outcome of Tenons Patch Graft In Corneal Perforation With Overlay Sutures; **Chief & Presenting author** : Abhishek Ranjan (R12751), Priyanka Bharti

[FP395] - Comparison of the efficacy between Topical Cyclosporin with Tacrolimus, in dry Eye patients; **Chief & Presenting author** : Ashis Majumdar (M22990), Jayanta Dutta

[FP396] - The practical use of white blood cell as inflammatory markers in the prediction of corneal pathology; **Chief & Presenting author** : Susmitha Joshy (J26760), Chaitra M C

[FP402] - Study of green LASER in fungal corneal ulcer; **Chief & Presenting author** : Dipankar Das (D08987), Balmukund Agarwal, Daisyl Rani Das

[FP427] - Management of post cataract surgery corneal fungal tunnel infections: review of a large case series; **Chief & Presenting author** : Anchal Thakur (T15528), Chintan Singh (Malhotra), Arun Kumar Jain, Amit Gupta

[FP469] - Box inscription, CLAU, graft tucking and autologous blood- best friends for a pterygium novice; **Chief & Presenting author** : Sai Thaejesvi Gopalakrishnan (S27603), Shruthy Vaishali Ramesh

[FP477] - Long term post Penetrating Keratoplasty result with or without proper processing of Donor Tissue; **Chief & Presenting author** : Pooja Devi (P26920), Himanto Nath Hazarika

[FP496] - Study On Types Of Corneal Ulcer In A Tertiary Eye Hospital; **Chief & Presenting author** : Kirti Pachisia (K25952), Souvik Samaddar

[FP517] - Analysis of Corneal Recipients from a startup EyeBank in government medical college in Eastern India; **Presenting author** : Ghanta Anil Kumar (G07445), Chief author : Saubhik Chattopadhyay, Saubhik Chattopadhyay

Each talk is 5 mins





FREE PAPER

Neuro Ophthalmology - II

Chairperson : K.S. Santhan Gopal
Co-Chairperson : Mayur Moreker
Co-Convenors : Rajesh Prabu V, Hiranmoyee Das
Moderator : Shrutakirty Parid

Date : 14-03-2024
Time : 09:45-11:00
Hall : Hall 1B (Level 4)

[FP431] - Phenotype Genotype profile in Lebers Hereditary Optic Neuropathy in North India; **Chief & Presenting author** : **Jaspreet Sukhija (J09047)**, Kajree Gupta, Shweta Chaurasia

[FP516] - Ophthalmic associations of Congenital Optic Nerve Aplasia – a case series; **Presenting author** : **P. Savithiri (P20351)**, Chief author : Puja Maitra, Anand Rajendran, P. Savithiri

[FP542] - Evaluation of visual functions and OCT parameters in ethambutol toxic neuropathy; **Chief & Presenting author** : **Gaurav Sachdeva (S25923)**, Rebika, Swati Phuljhele, Rohit Saxena

[FP712] - Can Retinal Ganglion Cell Topography Predict Pattern Of Vision Loss In Neuro-Ophthalmic Disease? **Chief & Presenting author** : **Neena R (M12228)**

[FP758] - To study clinical presentation and visual outcome of tubercular optic neuropathy; **Chief & Presenting author** : **Pinki Patel (P27301)**, Manisha Kumari, Deepak Marianus Lakra, Kuldeep Chaudhary

[FP785] - A Study In Clinical Profile Of Toxic And Nutritional Optic Neuropathy; **Chief & Presenting author** : **Monika Barik (M26910)**, Monisha Barik

[FP815] - Clinical profile & Outcomes of Paediatric Ocular Myasthenia in a tertiary eye care centre; **Chief & Presenting author** : **Soveeta Souravee Rath (R16806)**, Karthika R Chandran, Shalini Gupta, Shailja Tibrewal

Each talk is 5 mins





FREE PAPER

Glaucoma - II

Chairperson : Nangia Vinay Kumar B.
Co-Chairperson : Pranav Ranjan
Convener : Nawab Zishan Farooqui
Co-Convener : Suchanda Sar
Moderator : Bhawesh Saha

Date : 14-03-2024
Time : 09:45-11:00
Hall : Trade Hall A (Trade Area Level 1)

DAY 01- THURSDAY

[FP95] - Trabulosi syndrome: Unveiling the Mysteries of a Rare Disease; **Chief & Presenting author** : **Aswini Kumar Behera (B18921)**, Kishan Azmira, Subodh Lakra, Gazella Bruce Warjri

[FP239] - Critical analysis of SALOPEN(SP) shunt-in MIGS in primary open angle glaucoma; **Presenting author** : **Sahil Batra (B27934)**, Chief author : Sudhir Pendke, Saloni Singh

[FP257] - Effect of glaucoma medication on lipid layer thickness in patients with newly diagnosed glaucoma; **Chief & Presenting author** : **Pradeep Balam (B21329)**, Mayuri Totli Kuruba, Mithun Thulasidas, Ajita Sasidharan

[FP280] - 12-year incidence of intra operative suprachoroidal hemorrhage among Glaucoma surgeries; **Chief & Presenting author** : **Ajeeth Samuel C (C27642)**, Manju R. Pillai

[FP289] - Structure–function relationship and diagnostic value of macularGCC measurement by FD-OCT in glaucoma; **Chief & Presenting author** : **Rohit Kende (K26033)**, Nisha Rahul, Kavita Anand Dhabarde

[FP292] - Treatment outcomes of Pars Plana Vitrectomy-Hyaloidotomy-Zonulectomy-Iridotomy in Malignant Glaucoma; **Chief & Presenting**

author : **Manju M (M23393)**, Ganesh V. Raman, Mrunali Dhavalikar

[FP301] - Efficacy of Ab Interno Revision for Trabeculectomy Bleb Failure; **Chief & Presenting author** : **Sagarika Snehi (S18159)**, Sushmita Kaushik, Surinder S Pandav, Faisal T. T.

[FP328] - A quest for wipe-out phenomenon with Phaco-Trab and Trab-SICS in patient with split fixations (SF); **Chief & Presenting author** : **Dodum Tara Techi (T24280)**, Rutusha Dodwad, Geethu Kurian, Devendra Maheshwari

[FP392] - Primary phacoemulsification in Acute Primary Angle Closure: A Case Series with surgical outcome; **Chief & Presenting author** : **Vaibhav Kumar Jain (J17112)**, Lubna Maroof

[FP436] - Corrected Iop: An Answer To Underdiagnosed Glaucoma In Myopes; **Chief & Presenting author** : **Ram Kumar Jaiswal (J06891)**

[FP1946] - Evaluation Of Surgical Outcomes of 360 degree Goniotomy in Primary Congenital Glaucoma **Chief & Presenting author** : **EktaShaw(S24946)**, Tanuj Dada, Namrata Sharma, Dewang Angmo

Each talk is 5 mins

Keynote Address (6'):

AIOS – D B Chandra Disha Award 2023- Shallow AC Deep Problems: IZHV for Acute Intraoperative Aqueous Misdirection in Phacoemulsification
Siddharth Dikshit (D15113)





FREE PAPER

Diabetic Retinopathy & Medical Retina - II

Chairperson : Paritosh Arvind Kamdar
Co-Chairperson : Ajay Aurora
Convenor : Rodney John Morris
Co-Convenor : Rahul Prasad
Moderator : Surya Gupta

Date : 14-03-2024
Time : 09:45-11:00
Hall : Trade Hall B (Trade Area Level 1)

[FP481] - Multimodal imaging in Posterior polar annular choroidal dystrophy (PPACD); **Chief & Presenting author** : **Ayushi Mohapatra (A23473)**, Dhanashree Ratra

[FP495] - Safety and efficacy of Suprachoroidal Triamcinolone(SCT) vs Intravitreal Dexamethasone(IVD) in DME; **Chief & Presenting author** : **Santosh Mahapatra (M10205)**, Rohit Chavan, Rituraj Rout, Pramod Kumar Sharma

[FP540] - Oral FFA: A Non-Invasive Method Of Fundus Fluoresceine Angiography In children; **Chief & Presenting author** : **Pravallika Pamulapati (P27552)**, Das Matuli, Mohanty Gayatree, Manmath Kumar Das

[FP553] - Assessment of short- and long-term variations in intraocular pressure after intravitreal Anti-VEGF; **Presenting author** : **Samvida Parihar (S26125)**, Chief author: Deepak Mishra, Deepak Mishra, Kajal Pal, Ekagrata

[FP569] - Dyslipidemia as a marker of Clinically Significant Macular Edema in Diabetic Retinopathy patients; **Chief & Presenting author** : **Soumyadip Mondal (M27867)**, Debotosh Ghosh, Sourav Dey, Sanjay Kumar Daulat Thakur

[FP583] - Establishing an algorithm to decode the phenotype of fleck retinopathy; **Chief & Presenting author** : **Puja Maitra (P19231)**, Anand Rajendran, Aditya Maitray, Debolina Deb

[FP664] - Revolutionizing Diabetic Retinopathy Screening in rural Population: Smartphone versus fundus camera; **Presenting author** : **Tejaswini Gondane (T28149)**, Chief author : Snehal Bonde Chaurasia, Snehal Bonde Chaurasia

[FP681] - Validation Of International Classification of CSCR And Effect Of Adding Choroidal Thickness To It; **Chief & Presenting author** : **Bristi Majumdar (B26308)**, Rupak Roy, Urvashi Kala, Sampurna Bhattacharyya

[FP716] - SNP in RAGE gene and its association with diabetic retinopathy; **Chief & Presenting author** : **Pragya Ahuja (P24290)**, Waris Abdul

[FP735] - Study to analyse decrease in absolute platelet count as a marker for severe ROP in premature babies; **Chief & Presenting author** : **Varsha Bhagat (V26221)**, Abhishek Kumar Sinha, Neha Kiran, Rahul Prasad

[FP2673] - Outer retinal microvascular changes in MACTEL : Differentiating Patterns; **Chief & Presenting author** : **R. Unnikrishnan Nair (N10193)**, Sunil Ganekal, Indu J Nair, Manoj S.

Each talk is 5 mins



Mastering Penetrating Keratoplasty & its Sequelae

Karan Bhatia

Date : 14-03-2024

Time : 09:45-11:00

Hall : AIOC THEATRE 2 (Trade Area Level 1)

DAY 01- THURSDAY

Corneal blindness is one of the major causes of reversible blindness, which can be managed with transplantation of a healthy donor cornea. In the era of lamellar surgeries, Penetrating keratoplasty (PK), is still the most common keratoplasty done in India. This Case & Video based IC shall discuss all the nuances associated with PK. Masters shall explain tips & tricks of Therapeutic & Optical PK along with Triple Procedure. Timely management of Intra & Post operative complications including graft rejection/failure, suture management to glaucoma to optimum visual rehabilitation including management of astigmatism to cataract/aphakic surgical techniques will be explained in detail. PK in children and adolescents is a challenging surgery, not only regarding the surgical procedure per se, but also during follow-up and rehabilitation. As a cherry topping, a holistic methodology of dealing with Pediatric PK shall also be laid out.

- | | | |
|-----------------------------------------------------------------------------------------------------|---|--------------------|
| 1. Therapeutic PK - Tips and Tricks | : | Quresh B. Maskati |
| 2. Optical PK & Triple Procedure | : | Karan Bhatia |
| 3. Managing Intra-operative Complications & Challenges | : | Bhupesh Singh |
| 4. Post-operative Management & Complications | : | Nikunj Tank |
| 5. Achieving the best visual outcomes in & after PK (cataract, aphakia, astigmatism, pupilloplasty) | : | Rajesh Fogla |
| 6. Paediatric PK - Tips & Tricks | : | Muralidhar Ramappa |
| 7. Managing Glaucoma post PK | : | Shivani Dixit |

Keynote Address (10'):

Role of Cyclis PF in Post Refractive Surgery Patients
Namrata Sharma





IC115 - AAA: Algorithmic Approach and Analysis of Retinal diseases

R. Unnikrishnan Nair - Trivandrum

Date : 14-03-2024

Time : 11:00-12:15

Hall : Hall 8 (Glass Room 1) (Level 0)

New developments in imaging , therapeutics and understanding of disease have made it vital to change our approach in diagnosing and treating retinal conditions. This instruction course will present these newer altered paradigms in diagnosis and treatment in an algorithmic fashion. The topics that will be dealt with are Diabetic Retinopathy Age related, macular degeneration, Polypoidal choroidal vasculopathy, Central serous chorioretinopathy Vascular occlusions and Hereditary retinal dystrophies. The erudite group of speakers will simplify diagnosis, imaging , treatment decision and prognostication into a clear algorithmic pattern and will provide insights into why such an approach will suit management better and the intricacies and reason behind all the decisions. This lucid, yet comprehensive approach of creating an algorithm for all these conditions will help both specialist and general practitioners to organize their thoughts for more effective diagnosis and management.

1. Algorithmic approach to managing Pachychoroid spectrum diseases (10 mins) : **George J. Manayath**
2. Algorithmic approach to diagnosing and prognosticating AMD(10 mins) : **R. Unnikrishnan Nair**
3. Algorithmic approach to diagnosing and prognosticating hereditary retinal dystrophies (10 mins) : **Parveen Sen**
4. Algorithmic approach to manage diabetic retinopathy (10 mins) : **Rajiv Raman**
5. Algorithmic approach to manage Retinal Vascular Occlusions(10 mins) : **Manoj S.**
6. Algorithmic approach to decision making and prognostication insurgical macular conditions (10 mins) : **Sunil Ganekal**

Panel Discussion : (10 mins)





IC12 - How do current perspectives alter management strategies of Keratoconus?

M. Vanathi - New Delhi

Date : 14-03-2024
Time : 11:00-12:15
Hall : Glass Room 2 (Level 0)

DAY 01- THURSDAY

This course aims to enhance participant's knowledge in decision making in keratoconus (KCN), updating the audience on various management strategies that have evolved recently with a case based approach. The course will include concerns in KCN & will highlight practical approaches to clinical queries in management of allergy, collagen cross linking (CxL), latest advances in CxL, best practices in hydrops management, DALK, Intra corneal ring segments, intrastromal keratoplasty and research trends in KCN. Interactive panel discussion and question and answers session will be useful for audience attending the session. Topics of discussion will include: 1. Concerns in Management of Keratoconus 2. Collagen Crosslinking: evidence based learning 3. Pediatric collagen cross linking: Practical questions answered 4. Corneal hydrops - what helps as better strategy for early outcome 5. Keratoplasty interventions in Keratoconus 6. Newer surgical approaches 7. Research trends in Keratoconus

- | | | |
|---------------------------------------------------------------------------------------------------|---|-------------------------|
| 1. Common practice concerns in Keratoconus (5 mins) | : | M. Vanathi |
| 2. Collagen Crosslinking: evidence based learning (10 mins) | : | Ritu Arora |
| 3. Pediatric collagen crosslinking: Practical questions answered -case based (10 mins) | : | Shweta Agarwal |
| 4. Corneal hydrops - what helps as better strategy for early outcome - case video based (10 mins) | : | Sunita Chaurasia |
| 5. Keratoplasty interventions in Keratoconus (10 mins) | : | Radhika Tandon |
| 6. Newer surgical approaches - are they helping? (8 mins) | : | M. Vanathi |
| 7. How to decide on refractive options in keratoconus - lessons learnt- case based (10 mins) | : | Sharon Dsouza |

Panel Discussion : (12 mins)



**IC324 - Learn by our mistakes****Deepak Mishra - Varanasi**

Date : 14-03-2024

Time : 11:00-12:15

Hall : Hall 3A Under Ramp (Level 0)

This IC will cover the basic problems of learning difficulties during different surgeries during residency. Since National Medical Commission has mandated some basic surgeries for residents so it's important to know and learn the basic steps and procedures of the same. We have covered SICS, Trab, Corneal Suturing surgery etc and present our experiences and difficulties faced by us during initial stages of these surgeries.

- | | | |
|----------------------------------------------------------------|---|---------------------------|
| 1. Corneal suturing (10 mins) | : | Mamta Singh |
| 2. Amniotic membrane grafting-my initial experiences (10 mins) | : | Pranita Sahay |
| 3. Initial Problems faced during DCR Surgery (10 mins) | : | Ekagrata |
| 4. SICS STEPS-DO'S AND DON'T (10 mins) | : | Deepak Mishra |
| 5. Intravitreal Injections procedure and precautions (10 mins) | : | Haimanti Choudhury |
| 6. Trabeculectomy precautions and procedures (10 mins) | : | Lipi Chakrabarty |

Panel Discussion : (15 mins)

IC35 - Pitfalls in clinical Neuro-Ophthalmology**Kumudini Sharma - Lucknow**

Date : 14-03-2024

Time : 11:00-12:15

Hall : Hall 4A Under Ramp (Level 0)

In this instruction course we will teach how to solve the puzzle in enigmatic Neuro-Ophthalmology cases. The art of clinical diagnosis will be our main focus. We will also give recent updates which have taken Neuro-Ophthalmology to another level. There will be interesting illustrations and case-based discussion. We will also cover neuro-imaging in a simplified approach. This course will help the attendees to have an insight into deeper aspects of Neuro-Ophthalmology.

- | | | |
|-----------------------------------------------------------------|---|-----------------------------|
| 1. Nuclear and infranuclear ocular motor nerve palsy. (15 mins) | : | Kumudini Sharma |
| 2. Supranuclear Disorders of eye movements. (15 mins) | : | Priyadarshini Mishra |
| 3. Imaging in Neuro-Ophthalmology. (15 mins) | : | Vikas Kanaujia |
| 4. Atypical cases of Neuro-Ophthalmology (8 mins) | : | Rachna Agarwal |
| 5. Case Based Discussion (7 mins) | : | Alka Tripathi |

Panel Discussion : (15 mins)





IC358 - Sustainable Vision: Green Practices and Waste Management in Eye Hospitals

Samaresh Srivastava - Jaipur

Date : 14-03-2024

Time : 11:00-12:15

Hall : Hall 5A Under Ramp (Level 0)

DAY 01- THURSDAY

In an era where environmental sustainability is paramount, the ophthalmology community must actively contribute to reducing its carbon footprint and adopting eco-friendly practices within eye hospitals. This instruction course aims to shed light on the importance of going green and carbon-neutral in hospitals. The focus will be on minimizing environmental impact, managing and recycling waste, and advocating for the use of reusable consumables in eye surgery. Speaker 1: Environmental Consciousness in Ophthalmology Speaker 2: Waste Management Strategies in Eye Hospitals Speaker 3: Reusable Consumables Speaker 4: Calculating Carbon footprint :putting metrics in place Speaker 5: Water and Electricity management By the end of the session, attendees will have a comprehensive understanding of the importance of going green, effective waste management techniques, the value of reusable consumables, and strategies for sustainable advocacy within the realm of eye hospitals.

1. Environmental Consciousness in Ophthalmology (12 mins) : **Samaresh Srivastava**
2. Waste Management Strategies in Eye Hospitals (12 mins) : **Samita Moolani**
3. Calculating Carbon footprint :putting metrics in place (12 mins) : **Samaresh Srivastava**
4. Reusable Consumables in Ophthalmic Surgery (12 mins) : **HariPriya Aravind**
5. Water and Electricity management (12 mins) : **Soumya Ganesh Nanaiah**

Panel Discussion : (15 mins)





IC234 - Demystifying Glaucoma Suspect

Prateep Vyas - Indore

Date : 14-03-2024
Time : 11:00-12:15
Hall : Hall 6 (Mini Aud.) (Level 1)

Glaucoma is the leading cause of irreversible blindness, early diagnosis and management can prevent blindness. However over diagnosis of glaucoma causes burden on patients both psychological and financial. Timely appropriate diagnosis for beginners and glaucoma experts will help in proper management of disease. The course is designed by experts to deal with glaucoma suspects like, ocular hypertension, disc suspects, primary angle closure suspects, NTG suspects and mis diagnosis on investigations like OCT and perimetry There will be ample opportunity for discussion for newbies to clear doubt.

- | | | |
|--------------------------------------------------------------|---|------------------------------|
| 1. Demystifying enigma of ocular hypertension (10 mins) | : | Prateep Vyas |
| 2. Demystifying Normal tension glaucoma diagnosis (10 mins) | : | Harsh Kumar |
| 3. Demystifying Angle closure suspects (10 mins) | : | Manish Shantilal Shah |
| 4. Imaging technology: How to use them judiciously (10 mins) | : | Surinder S Pandav |
| 5. Perimetry nonsense in diagnosis of Glaucoma (10 mins) | : | Barun Kumar Nayak |
| 6. Demystifying myopic disc from glaucoma (10 mins) | : | Nangia Vinay Kumar B. |

Panel Discussion : (15 mins)

IC471 - Evicting the intruders - The Ocular foreign body saga

A.S. Guruprasad - Hubli

Date : 14-03-2024
Time : 11:00-12:15
Hall : Hall 7 (Mini Aud.) (Level 1)

Ocular foreign bodies - Epibulbar, intra ocular, in the coats and extraocular are common presentations to ophthalmologists that may pose challenges in diagnosis and treatment. This IC is a compendium of various aspects of their differing presentations, and their management that aims to provide clear guidelines with the help of illustrations and videos, useful to every ophthalmologist to achieve best outcomes. The best faculty experienced in trauma management, have been chosen as speakers.

- | | | |
|-----------------------------------------------------|---|------------------------|
| 1. How not to miss an ocular foreign body (12 mins) | : | A.S. Guruprasad |
| 2. Epibulbar foreign bodies (12 mins) | : | Aniket Shastri |
| 3. Anterior segment foreign bodies (12 mins) | : | KV Satyamurthy |
| 4. Posterior segment foreign bodies (12 mins) | : | Apoorva A.G. |
| 5. Foreign bodies in the coats and beyond (12 mins) | : | K. S. Kumar |

Panel Discussion : (15 mins)





Court Martial In Ophthalmology AIOC 2024

Date : 14-03-2024
Time : 11:00-12:15
Hall : Hall 2 (Level 2)

DAY 01- THURSDAY

Supreme Judges:

D. Ramamurthy & T. P Lahane

Defence Counsel:

Chitra Ramamurthy

Upright Public Prosecutor:

Partha Biswas

The Wise Jury:

Mahipal Sachdev, J. S. Titiyal, Lalit Verma, Namrata Sharma,
Sri Ganesh, Mohan Rajan, Rohit Om Prakash, J.S Bhalla,
Amit Porwal, Somasheila Murthy

The Dazzling Youngsters on Trial !

Shail Vasavada

Anagha Heroor

Naren Shetty

Manpreet Kaur

Shrinivas M. Joshi





IC505 - Achieving Accurate Outcomes in Refractive Cataract Surgery

N.V. Arulmozhi Varman - Chennai

Date : 14-03-2024
Time : 11:00-12:15
Hall : Hall 2A (Level 2)

Cataract surgery is now a refractive procedure with high expectations from patients. Technology available at our disposal today helps us achieve accurate and precise outcomes which meet patient expectations. One must understand relevant technology and adopt standard practices to achieve said outcomes. In this course we touch upon all the cornerstones of achieving a perfect refractive outcome in cataract surgery. The course will describe standard practices in biometry and phacoemulsification. Followed by elaborating on add-on technology such as aberrometry, central topography and femtosecond laser-guided cataract surgery. The course ends with interesting cases where the refractive outcome was not achieved and what the surgeon does to rectify it. At the end of the course, the attendees will have a clear thought process on how to achieve the perfect refractive outcome in cataract surgery.

- | | | |
|-----------------------------------------------------------------|---|------------------------------|
| 1. Role of femtosecond cataract surgery (10 mins) | : | N.V. Arulmozhi Varman |
| 2. The perfect phaco (10 mins) | : | N.V. Arulmozhi Varman |
| 3. Role of aberrometry in refractive cataract surgery (10 mins) | : | Aadithreya Varman |
| 4. Latest updates in biometry (10 mins) | : | Ramesh Dorairajan |
| 5. Corneal topography in refractive cataract surgery (10 mins) | : | Jeyanthan S. |
| 6. Troubleshooting the unhappy patient (10 mins) | : | Atheek Shaik Hameed |

Panel Discussion : (10 mins)



FREE PAPER

Comprehensive Ophthalmology - I

Chairperson : Dharmendra Nath
Co-Chairperson : Mehul Shah
Convenor : Subhra Nag
Co-Convenor : Radha Ramanan B.
Moderator : Narendra Singh Verma

Date : 14-03-2024
Time : 11:00-12:15
Hall : Hall 2B (Level 2)

DAY 01 - THURSDAY

[FP59] - Effect of Formative Assessments on Academic Performance of Undergraduates in Ophthalmology; **Chief & Presenting author : Tojum Gongo (G23034)**, Tubing Kipa

[FP60] - Maintaining optimal oxygen saturation—the key to reduce both severe ROP & neurodisability; **Chief & Presenting author : Hiranmoyee Das (D16233)**

[FP64] - Transnasal fixation with Novel 1-0 Prolene sutures in multistage correction of blepharophymosis; **Presenting author : Asrik Mukhopadhyay (M24902)**, Chief author : Salil Kumar Mandal, Oishik Sarkar, Anwasha Maitra, Salil Kumar Mandal

[FP69] - Neutrophil: Lymphocyte Ratio And Platelet: Lymphocyte Ratio In Retinal Vein Occlusion; **Chief & Presenting author : Kiu Mondal (M27084)**, Somen Misra

[FP110] - Enhancing Patient Follow-Up in Ophthalmology: Insights from the SHARP Project; **Chief & Presenting author : Manavi Deokrishna Sindal (S11035)**, Rengaraj Venkatesh

[FP128] - Early rehabilitation of modified cutler beard, Novel silicone plate for tarsal plate replacement; **Presenting author : Anamika Paul (A25109)**, Chief author : Salil Kumar

Mandal, Tithi Kundu, Basupurna Majumdar, Salil Kumar Mandal

[FP184] - It's rare but maybe hiding there: Conjunctival Rhinosporidiosis; **Chief & Presenting author : Agrima Bhatia (A24411)**, Santosh Kumar

[FP192] - Changes In The Corneal Parameters After Dilation Using Sirius Tomogram; **Chief & Presenting author : Atul Kumar Singh (S11737)**, Vikas Sharma

[FP225] - Central Retinal Artery Occlusion in Young Adults at High Altitude; **Chief & Presenting author : Vipin Rana (R19241)**, Pradeep Kumar, Sandeepan Bandopadhyay

[FP357] - Refractive Outcome Optical Vs Ultrasound Biometry modified with the Ladi method using premium IOLs; **Chief & Presenting author : Ladi Jeevan Sitaram (L06101)**

[FP3023] - Dream to Reality: A journey of innovative concepts brought to reality through 3D Printing; **Chief & Presenting author : Prithvi Chandrakanth (C22539)**, Hirika Gosalia

[FP3041] - Phacotraining Guidance; **Chief & Presenting author : Siva Kumar Yanamadala (Y11078)**

Each talk is 5 mins

Tamil Nadu Ophthalmic Association (5') :
Underdiagnosed Ocular Dirofilariasis - A Synopsis
Kavitha Ramakrishnan (K08218)





IC1 - Managing Dislocated IOLs By Surgical Suspension: Newer Techniques

Keiki R. Mehta - Mumbai

Date : 14-03-2024

Time : 11:00-12:15

Hall : Hall 1 (Main Aud.) (Level 4)

Course Description: Course will demonstrate evaluation of the case prior surgery, the use of different techniques, using CTT, capsular segments, capsular clips, coupled with novel suturing techniques, usage of proline sutures with the buried canabara technique, use of tissue glue, to stabilize the capsule with advanced techniques. **Course Objective:** Attendees will identify the nuances of the cases and learn to apply the best method, with safeguards, to achieve well centered, stable, bag-IOL complex.

1. Introduction to the course. Proline loop dumbbell based Scleral fixation of secondary IOLs (10 mins) : **Keiki R. Mehta**
2. Newer Techniques of Scleral Fixation of IOL – Modified Four Flange Technique (10 mins) : **Sri Ganesh**
3. Managing a Subluxated Lens with a Femto (10 mins) : **Mahipal S. Sachdev**
4. Glued IOL and looping techniques (10 mins) : **Amar Agarwal**
5. Managing Post Traumatic Dislocated Lens Bag Complex. (10mins) : **Suhas Haldipurkar**
6. Dislocated Bag and IOLs. What Next? (10 mins) : **Kumar Doctor**
7. A New Technique of Suturing a Subluxated Lens to the Sclera. (10 mins) : **Cyres Keiki Mehta**

Panel Discussion : (5 mins)





FREE PAPER

Cornea - III

Chairperson : Quresh B. Maskati
Co-Chairperson : Madhukar Reddy
Convener : Sujata Das
Co-Convener : M. Vanathi
Moderator : Noopur Gupta

Date : 14-03-2024
Time : 11:00-12:15
Hall : Hall 1A (Level 4)

DAY 01- THURSDAY

[FP518] - Novel Technique of Avoiding Open Sky Condition in Triple Procedure/PK: Partial Open Sky Method; **Chief & Presenting author : Jaya Kaushik (K12383)**, Rishi Sharma, Ankita Singh, Sunandan Bhatta

[FP530] - To study various outcomes & complications after Therapeutic PK in fungal corneal ulcer; **Chief & Presenting author : Vaishali Verma (V27957)**, Priyanka Gusain, Alka Gupta, Lokesh Kumar Singh

[FP1036] - Prognosis & outcome of wavefront guided single pass four throw pupilloplasty in post PKP patients; **Chief & Presenting author : Preeti (P26782)**, Vikas Ambiya, Ashok Kumar, Vijay Kumar Sharma

[FP1041] - Influence of tear and serum proteomic profile on disease severity in vernal keratoconjunctivitis; **Chief & Presenting author : Byanjana Bashyal (B24703)**, Arpita Kulshrestha, Supriya Dhar, Amit Gupta

[FP1068] - A Decade of Experience in Posterior Polymorphous Corneal Dystrophy (PPMD) Surgical Management; **Chief & Presenting author : Muralidhar Ramappa (M13058)**, Sunita Chaurasia

[FP1237] - A Study of Outcomes of DMEK using pre-prepared donor tissues by Eye Bank; **Chief & Presenting author : Priyanka Pantola (P17731)**, Shalini Singh, Sunita Chaurasia

[FP1279] - Microbial analysis and sensitivity pattern in suture related corneal infections; **Chief & Presenting author : Rumi Das (R20177)**, Lalitha Prajna, Prajna N.V., Sankalp Singh Sharma

[FP1510] - Integrating iPSCderived corneal endothelium on exvivo model- way towards less corneal blindness; **Chief & Presenting author : Sharon Dsouza (D13923)**, Rohit Shetty, Gairik Kundu

[FP1750] - Evaluation of Intrastromal Keratoplasty with Collagen Crosslinking in Progressive Keratoconus; **Presenting author : Swathi M S (S25937)**, Chief author: M. Vanathi, Noopur Gupta, Radhika Tandon, M. Vanathi

[FP1922] - Role of human corneal MiRNA-184 in fungal keratitis; **Chief & Presenting author : Juhi Dhokne (J25793)**, Lalitha Prajna, Prajna N.V.

Each talk is 5 mins

Keynote Address (6'):
AIOS - Col. Rangachari & Cornea Award 2023 :
Nucleic Acid Extraction-Free Crispr/Cas12A Based
Diagnostic Platform for Fungal Keratitis
Siddharth Narendran (S16890)





FREE PAPER

Neuro Ophthalmology - III

Chairperson : Usha A Johari
Co-Chairperson : Soumya H.V.
Convener : Hiranmoyee Das
Co-Convener : Zakir Hussain Laskar
Moderator : Sujeeth Modaboyina

Date : 14-03-2024
Time : 11:00-12:15
Hall : Hall 1B (Level 4)

[FP857] - Bitemporal hemianopia-Divulging the surprises; **Chief & Presenting author** : **Dhanya V.C (D20599)**, Sharanya R, Karthik Kumar Mani, VirnaShah

[FP953] - Ocular Manifestations And Perimetry Changes In Intracranialtumours– Prospective Observational Study; **Chief & Presenting author** : **Siddharam Janti (J14066)**, Raja A.M., Shankar Chokkalingam

[FP957] - Intracranial space occupying lesions (ICSOL) in Ophthalmology - A retrospective study; **Presenting author** : **Vimisha M N (V27800)**, Chief author : Uma M, Karthik Kumar Mani, Virna Shah, Uma M

[FP961] - Unveiling the mystery: Diabetes, Drooping Eyelids and Missing Brain Arteries; **Chief & Presenting author** : **Mily Mandal (M24585)**, Piyali Sarkar

[FP962] - Neuro-ophthalmic manifestations of ADEM in Indian pediatric population; **Chief & Presenting author** : **Durga Priyadarshini (D15392)**, S. Ambika

[FP1131] - Predictive Value Of Rnfl Thickness For Postop Visual Outcome Inpatients Of Pituitary Macroadenoma; **Chief & Presenting author** : **Nayanika Bose (N25806)**, Debajyoti Nanda

[FP1374] - Ocular ultrasonography and SD-OCT to distinguish Grade I and II papilledema from pseudopapilledema; **Chief & Presenting author** : **Aditi Mishra (A28195)**, Eva Tirkey

[FP1443] - Evaluation of changes due to hydrochloroquine ug in retinal electrical activity using mfERG; **Chief & Presenting author** : **Shivi Jain (S28167)**, Savitha Arun, Sri Ganesh

[FP1551]-Ethambutol-induced optic neuropathy (EON): a retrospective study of incidence and riskfactors; **Chief & Presenting author** : **Ashish Pandey (P23247)**, Chief author : **Priti Singh**, Samendra Karkhur, Vidhya Verma

[FP1936] - MOG Antibody positive Optic Neuritis: Clinical Features and Visual Outcome; **Presenting author** : **Darrin Jose Puthenpuzhakkal (D27406)**, Chief author : **Suneetha N Lobo**, Linette Antony Punnoliparambil, Shubashree Karat, Riya Roy Manjooran

Each talk is 5 mins





FREE PAPER

Glaucoma - III

Chairperson : Surinder S Pandav
Co-Chairperson : Agarwal Pankaj Kumar
Convener : Venipriya Sigamani
Co-Convener : Neha Midha
Moderator : Parul Sharma

Date : 14-03-2024
Time : 11:00-12:15
Hall : Trade Hall A (Trade Area Level 1)

DAY 01- THURSDAY

[FP441] - An Innovative, Self Built, 3D, Cost Effective, Smart Phone App For Simulative MIGS Learning; **Chief & Presenting author : Prasanna Venkatesh Ramesh (R19173)**, Pavithra Panner-selvam, Anugraha Balamurugan, Shruthy Vaishali Ramesh

[FP447] - The Retinal Nerve Fiber Layer Thickness Measurement Before And After Cataract Surgery Using SD-OCT; **Chief & Presenting author : Suman Sharma (S27366)**, Ashok Kumar Grover, Apoorv Grover, Shipra Gupta

[FP448] - Indications, results, complications of Ahmed glaucoma valve alone & with ocular procedures; **Chief & Presenting author : Sagarika Patyal (P05829)**, Gaganjeet Singh Gujral

[FP506] - To Compare Optic Disc Cupping and RNFL Thickness Of Glaucoma Like Discs With Normal Subjects; **Chief & Presenting author : Priyalika Agarwal (P26754)**, Lokesh Kumar Singh, Alka Gupta, Vikrant Sharma

[FP508] - To study the safety & efficacy of sub-tenon injection of 0.01 % Mitomycin-c augmented trabeculectomy; **Chief & Presenting author : Rekha Mudhol (M11445)**, Arkaprava Ray

[FP520] - To screen myocilin mutations in a large South Indian family with early-onset JOAG and

POAG; **Chief & Presenting author : Mohideen Abdul Kadar PMT (M08496)**, Rama Krishnan R., Krishna Das R.

[FP526] - A study to find out the role of low serum vitamin D3 as a risk factor in primary open angle glaucoma; **Chief & Presenting author : Rubaiyat Sharmeen (R27289)**, Tania Ray (Bhadra)

[FP550] - Comparison of choroidal thickness and lens thickness among subtypes of angle closure disease; **Chief & Presenting author : Suvarna Yeluguri (S22751)**, Rajesh Prabu V, Mithun Thulasidas, Ajita Sasidharan

[FP575] - Iridocorneal Endothelial syndrome- Our Experience From A Series Of Patients In Tertiary Care Setting; **Chief & Presenting author : Anuradha (A19650)**, Kanika Bhardwaj, Sagarika Patyal

[FP652] - Glaucoma burden and its profile in a tertiary care centre of North-East India; **Chief & Presenting author : Benjamin Nongrum (N11253)**, Lanalyn Thangkhiew, Ester Sekhose, Ishita Pandey

[FP801] - Comparison of lens and iris parameters in angle closure glaucoma vs open angle glaucoma on AS-OCT; **Chief & Presenting author : Saksham Mathur**, Co authors: Kirti Singh, Annu Joon

Each talk is 5 mins





FREE PAPER

Community / Social Ophthalmology - I

Chairperson : Rajendra Prasad Gupta
Co-Chairperson : Harpreet Kaur Kapoor
Convener : Arnab Biswas
Co-Convener : Tulika Ghoshal
Moderator : Surajit Sen

Date : 14-03-2024
Time : 11:00-12:15
Hall : Trade Hall B (Trade Area Level 1)

[FP16] - Needle stick injury in tertiary eye hospital in North India: incidence, management & recommendation; **Chief & Presenting author** : **Anurag Kumar Kashyap (K21303)**, Kanishk Khare, Archana Yadav, Puneet Johri

[FP43] - prevalence of refractive errors among school children at gadag district, Karnataka; **Presenting author** : **K S Aswani (K27932)**, Chief author : Lavanya S.R., Kishorkumar Turadagi, Atal Revankar, Radhika

[FP67] - One time 1% betadine wash to hasten recovery in acute and recalcitrant viral conjunctivitis; **Chief & Presenting author** : **Sumedha Vats (S21653)**, Mohini Agrawal, Ranjit Goenka, Anchal Tripathi

[FP83] - Prevalence of childhood blindness and ocular morbidity among children <16 years in tribal population; **Chief & Presenting author** : **Nitish Kumar Marshal (M27353)**, Nishtha Mishra , Puspa Kumari, Rajiv Kumar Gupta

[FP162] - Intra-op variations in Surgeon's physiological parameters and associated factors - A novel outlook; **Chief & Presenting author** : **Anju Pannu (A22627)**, K. Shyamsundar, Jaya Kaushik

[FP183] - Plugging the Leak : Clinical profile and outcomes of Tenons Patch Graft for Corneal Perforations; **Chief & Presenting author** : **Reshma Ranade (R23880)**, Wagh Sangeeta Sandeep

[FP238] - Ocular Effects Of Visual Display Terminals In Preschoolers: The Digital Bomb; **Chief & Presenting author** : **Jayashree Baruah (B11558)**, Sanjib Buragohain

[FP471] - Understanding Keratitis in Bihar: Epidemiology and Microbiological Perspectives; **Chief & Presenting author** : **Rakhi Kusumesh (K11392)**, Bibhuti Prassan Sinha, Anita Ambasta

[FP552] - The perceived impact of webinars during the COVID 19 pandemic: A survey of Ophthalmology Trainees; **Presenting author** : **Kokil Tiwari (K27122)**, Chief author : Deepak Mishra, Lalit Verma, Akshay Nair

[FP654] - Understanding ROP in Preterm Infants: Incidence, Risk Factors, and Preventive Measures; **Chief & Presenting author** : **Rajvin Samuel Ponraj (P20063)**, Rangan Thenmozhi Selvi, Anuradha Alagusundaram

Each talk is 5 mins

Karnataka Ophthalmological Society (5') :
Predictive, Preventive and Therapeutic strategies for Retinal dystrophies
Poornachandra (P14831)





Tackling challenging situation during Phacoemulsification surgery

Suhas Sonawane

Date : 14-03-2024
Time : 11:00-12:15
Hall : AIOC THEATRE 2 (Trade Area Level 1)

DAY 01- THURSDAY

This is a very unique and interactive ic. there will be no didcatic lectures and no power point presentation. only video base course. In this ic chief Instructor will be presenting series of short 1-to-2-minute videos of unique challinging situations during phacosurgery that every phaco surgen encounter on day to day basis. Then each co instructor in the panel will be Explaining the plan regarding how she/he will tackle such situation, active audience participation is also wellcome. Then finally chief instrcture will be showing how he actually managed that situation in remmaining 2 to 3 minutes video. We will be showing such 12 to15 interesting short videos of difficult situation during phaco surgery for panel discussion and audience interaction. This ic will certainly improve the decision making capability of young ophthalmologist while handling difficult situations during phaco Surgery.

1. Tackling challenging situation during phacoemulsification surgery (10 mins) : **Suhas Sonawane**
2. Tackling challenging situation during phacoemulsification surgery (10 mins) : **Rakesh Shah**
3. Tackling challenging situation during phacoemulsification surgery (10 mins) : **Amit Kumar Mahajan**
4. Tackling challenging situation during phacoemulsification surgery (10 mins) : **Shon Vasantrao Chinhole**
5. Tackling challenging situation during phacoemulsification surgery (10 mins) : **Rohit Bang**
6. Tackling challenging situation during phacoemulsification surgery (10 mins) : **Vaishali Lalit Une**
7. Tackling challenging situation during phacoemulsification surgery (10 mins) : **Atul Kadhane**

Panel Discussion : (5 mins)

Each talk is 10 mins





IC198 - Everything About Biosimilars: How, Why and What to Choose

Date : 14-03-2024
Time : 12:15-13:30
Hall : Hall 8 (Glass Room 1) (Level 0)

Ashish Sharma - Coimbatore

Biologics since their inception have revolutionised the treatment protocol by directly targeting the molecular pathophysiology of many diseases. But their development was restricted due to a demanding R&D process making them costly therapy. With development of biosimilars, the biologics which are similar in structure, efficacy, and safety to the reference molecules, are well regulated; the cost of treatment has reduced up to 25%. Sensing the large business opportunity, there is a wave of biosimilars being launched globally for retinal diseases. India with its vast experience with early adoption can become the leaders in the segment. The course aims to provide an overview of biosimilars, their regulations and drug trials, safety, efficacy, financial implications, future prospects and biobetters in form of didactic lectures. The course dedicates time for panel discussion and audience interaction for a better understanding of the subject.

- 1. Biologics, Biosimilars and Biobetter- What do they mean (10mins) : **Nilesh Kumar**
- 2. Understanding the regulatory and drug trial design of biosimilars (10 mins) : **Ashish Sharma**
- 3. Biosimilars- Lessons to be learnt from India (10 mins) : **Mangat Ram Dogra**
- 4. The financial implications of biosimilars (10 mins) : **Satya Prakash Tiwary**
- 5. The real-world experience of biosimilars (10 mins) : **Debdulal Chakraborty**

Panel Discussion : (25 mins)

IC56 - DMEK - Made Simple For The Beginners

Date : 14-03-2024
Time : 12:15-13:30
Hall : Glass Room 2 (Level 0)

SK Basak - Barrackpore

The incidence of pseudophakic corneal edema/ bullous keratopathy is increasing. We also see large number of Fuchs' dystrophy cases, because of better diagnostic tools. So, we have to do lots of endothelial keratoplasty (EK). Descemet membrane Endothelial Keratoplasty (DMEK) is now preferable over DSEK/DSEK because it is anatomically most perfect with faster visual rehabilitation with 20/20 vision in majority of cases. But learning curve of DMEK is very steep. This video-assisted instruction course will highlight DMEK step-by-step and in-depth. It includes: Donor DM-roll preparation; Descemet scoring and stripping; donor insertion techniques and unfolding; and air management, etc. It will also deal with case selections; indications, contraindications, complications with their management. At the end of the course, the attendee will learn DMEK procedures step-by-step in a simplified manner which is relevant to Indian scenario.

- 1. Indication and Case Selection (10 mins) : **Soham Basak**
- 2. Donor DM-Roll preparation by Surgeon (10 mins) : **SK Basak**
- 3. Different insertion techniques in DMEK and Unfolding (15mins) : **Rajesh Fogla**
- 4. iOCT guided DMEK (10 mins) : **Namrata Sharma**
- 5. Complications during learning curve and management in DMEK (10 mins) : **Revathi Rajaraman**

Panel Discussion : (12 mins)





IC401 - Simple Innovative Tips in Your Operation Theatre for Optimal Outcomes - a Video-Based Course Pooja Khamar - Ahmedabad

Date : 14-03-2024
Time : 12:15-13:30
Hall : Hall 3A Under Ramp (Level 0)

An individual eye is as unique as a fingerprint – why should our approach be so monotonous and routine? In this course, we acquaint the listeners with the concept of ‘customization’ in refractive surgery – whether it is treating the distinctive optical aberrations along with the refractive error in laser-based corneal surgeries; optimizing the size and functionality of ICLs and intra ocular lenses based on ocular parameters and patient profiles as well as lifestyles; bringing back the era of surface procedures while eliminating the common complications such as pain and haze that contributed to their descent into disrepute; and improving immediate outcomes with lenticule-based procedures that are notorious for their longer visual recovery periods. With well-defined, systematic and tested approaches applicable in the operation theatre, and display of their intra-operative utilisation in surgical videos, we offer a comprehensive study of the subject.

- | | | |
|--------------------------------------------------------------------------------|---|----------------------------|
| 1. Customized Lasers for the Normal and Complex Cornea (10mins) | : | Rushad Shroff |
| 2. Modern-day lenticular Extraction techniques: Achieving Day 120/20 (15 mins) | : | Pooja Khamar |
| 3. Back to the Surface: Perfecting the art of PRK (10 mins) | : | Nishanth Madhivanan |
| 4. Choosing the Right Fit in Phakic IOLs (10 mins) | : | Tushar Grover |
| 5. Premium IOLs post Refractive Surgery - When, Why and How(15 mins) | : | Samaresh Srivastava |
| Panel Discussion : (15 mins) | | |

IC53 - The Life cycle of Primary Congenital Glaucoma: From Diagnosis to Treatment and Life-time Management

Date : 14-03-2024
Time : 12:15-13:30
Hall : Hall 4A Under Ramp (Level 0)

A. K. Mandal - Hyderabad

This course will present a holistic approach in the care of children with primary congenital glaucoma (PCG). This will include the clinical evaluation, medical and surgical options, optical correction, and low vision rehabilitation strategies. Recent advances in the surgical management including 360 degrees trabeculotomy and the changing trends will be presented. Long-term visual and surgical outcomes will be presented. Academic and professional achievements of patients who completed at least 20 years of follow-up will be highlighted. Vision-related quality of life of adults operated for PCG in early infancy will be presented. In addition, few case studies of patients with PCG having severe vision impairment and their performance in various aspects of life will be highlighted.

- | | | |
|---------------------------------------------------------------------------|---|----------------------------|
| 1. Cloudy cornea: Is it primary congenital glaucoma (12 mins) | : | Muralidhar Ramappa |
| 2. Clinical evaluation and Surgical Options for PCG (12 mins) | : | Debasis Chakrabarti |
| 3. Ab interno angle surgery for PCG (12 mins) | : | Sushmita Kaushik |
| 4. Long-term visual and surgical outcomes of PCG (12 mins) | : | A. K. Mandal |
| 5. Quality of life of adults operated for PCG in early childhood (12mins) | : | A. K. Mandal |
| Panel Discussion : (15 mins) | | |

Panel Discussion : (15 mins)





Glaucoma Diagnosis and Treatment Planning 101

Vikram Jain

Date : 14-03-2024

Time : 12:15-13:30

Hall : Hall 5A Under Ramp (Level 0)

Aim of the course is to help general ophthalmologists not miss a Glaucoma. All glaucoma diagnostic techniques will be taught. Both under diagnosis and Over Diagnosis of Glaucoma is a problem, Hence common pitfalls in diagnosis of glaucoma to avoid missing small early pointers as well as false positives will be discussed. Concept of Target IOP and its importance shall be dealt

- | | | |
|----------------------------------------------------|---|-------------------------------|
| 1. Introduction and Applanation Tonometry (min 11) | : | Vikram Jain |
| 2. Fields 101 (min 11) | : | Ravi Daruka |
| 3. Interpretation of OCT RNFL (min 11) | : | Deepak Mishra |
| 4. Gonioscopy 101 (min 11) | : | Vidya Devi Mahadevappa |
| 5. Target IOP (min 8) | : | Vikram Jain |

Aim of the course is to help general

IC202 - Glaucoma Medical Management: Failure & Way Out

Bibhuti Prassan Sinha - Patna

Date : 14-03-2024

Time : 12:15-13:30

Hall : Hall 6 (Mini Aud.) (Level 1)

Glaucoma being the second leading cause of blindness world wide and in India . An early diagnosis and treatment are essential to prevent glaucoma and its accompanying vision loss. Identifying failure in diagnosis and then treatment failure at an early stage is extremely important . It is distressing for the treating physician / patient to fight against failure which are bound to happen in life cycle of glaucoma patients whether it is diagnosis, medical/laser or surgical management . At the same time the quality of life also goes down due to various factors. The objective of this course is to make the attendees identify the reasons of failure and way to fight in order to make QOL of patient better.

- | | | |
|-----------------------------------------------------------------------------|---|------------------------------|
| 1. Introduction , Glaucoma Screening : Are We Failing (10 mins) | : | Bibhuti Prassan Sinha |
| 2. Under/Over Diagnosis :Failure of Machine or Man Behind Machine (10 mins) | : | Praveen Kumar |
| 3. Medical Management : Failure and Way Out (12 mins) | : | Kumar Ravi |
| 4. Laser Procedures : A Stepping Stone (10 mins) | : | Shilpi Agrawal |
| 5. Surgical Failures :Think Ahead (12 mins) | : | Manish Singh |
| 6. Patient QOL: Are We Failing (10 mins) | : | Mamta Singh |

Panel Discussion : (11 mins)



IC221 - Managing Medical Emergencies in Eye Centres– How to save life and practice

Date : 14-03-2024
Time : 12:15-13:30
Hall : Hall 7 (Mini Aud.) (Level 1)

DAY 01- THURSDAY

Nirmal Fredrick T. - Chennai

Medical emergencies can occur anywhere. Even-though, life-threatening medical emergencies are rare in Eye centres, Ophthalmologists have to deal with emergencies in OPD, Wards and Operation Theatres. This is due to the high number of elderly patients with various co morbidities and high-risk status. Unfortunately, many centres are under-equipped and not prepared to handle them. Lack of awareness, time, training, financial constraints, and low prioritization can lead to severe morbidity, death and crisis in the practice. This video and case studies-based IC will focus on, how to assess and identify sinking patients, how to make the centre handle emergency situations, establish NABH standards to have appropriate infrastructure for emergency management, train the staff in code blue and prepare the eye centres to face the crisis. providing acute care will enhance patient satisfaction, improve patient safety, improve outcomes and decrease medico legal risk.

1. Introduction to medical emergencies and how to sense and save a sinking patient in eye centers (10 mins) : **Nirmal Fredrick T.**
2. How to Assess a patient planned for daycare eye surgery (10mins) : **Niranjan Karthik**
3. Equipment and training required for emergencies and code blue drill (10 mins) : **Jeyanthan S.**
4. NABH standards and preparation to tackle Medical emergencies(10 mins) : **Gagan Dudeja**
5. Case Studies and videos: How I managed medical emergencies in my eye centre (10 mins) : **Kumaran Murugesan**
6. Managing the PPP - Public, Press, and Police during emergency and medico legal crisis. (8 mins) : **Nirmal Fredrick T.**

Panel Discussion : (7 mins)





IC208 - IOL Fixation Tehcniques –Managing Decentered Dislocated dangling IOLs

Mohan Rajan - Chennai

Date : 14-03-2024
Time : 12:15-13:30
Hall : Hall 2 (Level 2)

This video-based Master Class shows IOL fixation techniques when capsular support is lacking. Experts make these complex surgeries look simple when they are really not. In this interactive course, each step will be critically analysed, questions asked and the logic behind each manoeuvre clarified so that correct surgical decisions are made. Attendees will learn a methodical way of planning for and performing IOL fixation surgery. The various options of IOL implantation in the absence of capsule support including glued IOL's and Retro Iris fixated IOL's will be discussed. We will also discuss and demonstrate with the help of videos the management of a dropped nucleus and dropped IOL.

- 1. After PCR What Next (10 mins) : Mohan Rajan
- 2. Sutured Scleral fixation and Management of Subluxated IOLs (10 mins) : Sujatha Mohan
- 3. Glued IOL – Tips and Tricks (10 mins) : Amar Agarwal
- 4. Iris Claw and CM T FLEX IOL (10 mins) : Nivean M
- 5. Dropped IOLs (10 mins) : Manoj Khatri
- 6. Precision And Versatility of Flacs in Complex Cases (10 mins) : Mohan Rajan

Panel Discussion : (15 mins)

IC347 - Complex vitreo-retinal surgical scinarios-Case based discussion

Shorya Vardhan Azad - New Delhi

Date : 14-03-2024
Time : 12:15-13:30
Hall : Hall 2A (Level 2)

Vitreo-retinal surgery has come a long way since its inception with constantly improving instrumentation and techniques. Even with current advancements, the role of surgical experience remains an important factor in success of vitreoretinal surgery. With the help of leading vitreo-retina specialists from India, this instruction course aims at describing tips and tricks of managing difficult scenarios in a plethora of surgical conditions.

- 1. Retinal surgery in high Myopes (9 mins) : Koushik Tripathy
- 2. Vitreoretinal surgery in eyes with congenital anomalies (9 mins) : Shorya Vardhan Azad
- 3. Retinal surgery in pediatric RRDs and hereditary vitreo-retinopathy (9 mins) : Devesh Kumawat
- 4. Vitreoretinal surgery in complex TRDs and complex secondary RRDs (9 mins) : Shreyas Temkar
- 5. Surgical management of macular pathologies (9 mins) : Sangeeta Roy
- 6. Managing failed vitreo-retinal surgeries (9 mins) : Nawazish Shaikh
- 7. Vitreoretinal surgery in Retinopathy of prematurity (9 mins) : Parijat Chandra

Panel Discussion : (11 mins)





FREE PAPER

Pediatric Ophthalmology - II + Semifinals

Chairperson : Pramod Kumar Pandey
Co-Chairperson : Walimbe Prasad Bhalchandra
Convener : Jaspreet Sukhija
Co-Convener : Sucheta Parija
Moderator : Manjushree Bhate

Date : 14-03-2024
Time : 12:15-13:40
Hall : Hall 2B (Level 2)

DAY 01- THURSDAY

[FP1357] - Effectiveness of Defocus Incorporated Multiple Segments (DIMS) Spectacle Lenses in Indian children; **Chief & Presenting author** : **Shruti Nishanth (D14491)**, Nivean M, Sangeetha Sekaran, Nishanth Madhivanan

[FP1440] - Seven Year Postoperative Outcomes of IOL implantation in-the-bag vs Optic Capture in children; **Chief & Presenting author** : **Vaishali Abhaykumar Vasavada (V11113)**, Shail Vasavada, Vasavada Abhaykumar Raghukant, Deepa Agrawal

[FP1451] - Sirolimus: A Ray of Hope for Complex Orbital Venolymphatic Malformations in Pediatric Patients; **Chief & Presenting author** : **Ankita Aishwarya (A20469)**, Rachna Agarwal

[FP1603] - Comparison of predictive accuracy of IOLMaster and Argos for IOL power calculation in children; **Chief & Presenting author** : **Ria Sharma (R24314)**, Sumita Agarkar, Hennaav Kaur Dhillon

[FP1647] - Rekindling the flame of hope: Ruthenium-106 plaque brachytherapy in pediatric tumors; **Chief & Presenting author** : **Rolika Bansal (R21494)**, Santosh G. Honavar, Vijay Anand P Reddy, Tithi Kundu

[FP1680] - Unraveling the Genetic Puzzle: Genotype-Phenotype associations in Aniridia; **Chief & Presenting author** : **Roohi M (R25707)**, Sha-beeba K, Leila Mohan, Kavitha Mohankumar

[FP1951] - Retinopathy of prematurity in SGA versus AGA premature infants: prospective study of Central India; **Presenting author** : **Himanshu Gaikwad (G21426)**, Chief author: Priti Singh

[FP1957] - Agreement of intraocular pressure using rebound and applanation tonometry in pseudophakes & aphakes; **Chief & Presenting author** : **Pragya Singh (P24310)**, Hennaav Kaur Dhillon, Sumita Agarkar

[FP1965] - ChatGPT as a Virtual Educator: Evaluating its Efficacy in Amblyopia Patient Communication; **Chief & Presenting author** : **Kirandeep Kaur (K19199)**, Shweta Dhiman, Bharat Gurnani

[FP2257] - An In Depth Analysis of Refractive Error and Strabismus in children with Retinopathy of Prematurity; **Chief & Presenting author** : **Veena Kannusamy (K10574)**, Anjali Khadia, Sarthak Suresh Kothari

[FP2435] - Prognostic Significance of CYP1B1 Variants in Childhood Glaucoma: A Prospective Cohort Study; **Chief & Presenting author** : **Ashok Kumar Singh (S24213)**, Sushmita Kaushik, Faisal T. T., Surinder S Pandav

[FP2722] - Our experience on Orthoptek Magnocellular stimulator (OMS)- A novel approach to amblyopia therapy; **Chief & Presenting author** : **Aparna Krishnan (A23700)**, Meenakshi Ravindran, Fathima A.

Each talk is 5 mins

J & K Ophthalmological Society (5') :
Efficacy of low dose atropine (0.01%) in the progression of childhood Myopia: **Haziqa (H28478)**

Ophthalmological Society of West Bengal (5') :
Incidence of Aggressive ROP and management with Biosimilar Ranibizumab and laser in a Tertiary Eye Centre in Eastern India: **Sudipta Das (D12481)**





IC476 - Premium IOLs with astigmatic neutral wound in SICS with advanced techniques

Lahane Tatyrao Pundlikrao - Mumbai

Date : 14-03-2024

Time : 12:15-13:30

Hall : Hall 1 (Main Aud.) (Level 4)

This course will demonstrate by video and text about the construction of Astigmatic neutral SICS tunnel. All the different techniques of SICS will be demonstrated by the experts. Every techniques details will be demonstrated by videos. This the era of premium lenses. So this course will also demonstrate using premium iols in SICS. For these lenses there is always speculation that tunnel is large so how to accommodate premium will be demonstrated by videos. How to do SICS in different ocular conditions will be demonstrated by videos and text. Different types of tunnels giving astigmatic neutral wound will demonstrated by video and graphics. Sometimes complications occurs if every step of surgery. How to deal with these complications will be demonstrated with video and text. How neucleus shall be removed from micro- incision will be demonstrated with videos and text. Post operative care will also dealt with in this course.

- | | | |
|---------------------------------------------------------------------|---|---------------------------|
| 1. How to construct Astigmatic ally neutral tunnel in SICS (12mins) | : | Lahane Tatyrao Pundlikrao |
| 2. Visco expression technique of SICS (10 mins) | : | Ragini Hasmukhray Parekh |
| 3. Achieving 6/6 in SICS (10 mins) | : | Kamaljeet Singh |
| 4. SICS in galucomatus eye (10 mins) | : | Malik K.P.S |
| 5. Different techniques of nucleus removal in SICS (10 mins) | : | Ruchi Goel |
| 6. Bluementhol technique of SICS (10 mins)) | : | Lahane Tatyrao Pundlikrao |
| 7. SICS in difficult situations (8 mins) | : | Ragini Hasmukhray Parekh |

Panel Discussion : (5 mins)





FREE PAPER

Vitreous Retinal Diseases - I

Chairperson : Rajpal Vohra
Co-Chairperson : Avnindra Gupta
Convenor : Alok Sen
Co-Convenor : Chaitra Jayadev
Moderator : Manavi Deokrishna Sindal

Date : 14-03-2024
Time : 12:15-13:30
Hall : Hall 1A (Level 4)

DAY 01- THURSDAY

[FP3] - Give me sunshine I want to grow; **Chief & Presenting author : Chhaya Bharti (C19801)**

[FP7] - Safety and efficacy of Brolicizumab in Indian population; **Chief & Presenting author : Vivek Velumani (V24281)**, Reshika Annamalai Somasundram, Amjad Salman

[FP23] - Clinical features, diagnostic challenges and multimodal imaging in Pre- Papillary vascular loops.; **Chief & Presenting author : Vishnu S (S21888)**, Anand Rajendran, Indu Govindaraj

[FP58] - Sub-Silicon Oil EMM removal: a better alternative for early postoperative immature Macular Membranes; **Chief & Presenting author : Somak Mazumdar (M12941)**

[FP70] - Macular drusenoid deposits masquerading as Occipital Bcell lymphoma; **Chief & Presenting author : Abhishek (A17806)**, Prabhakar Singh

[FP73] - Neonatal multimodal imaging biomarkers in aggressive retinopathy of prematurity with anemia; **Chief & Presenting author : Akash Belenje (B23092)**, Dhanush Pandya, Subhadra Jalali

[FP100] - Factors affecting visual outcome after SFIOL implantation in Aphakic patients.; **Chief & Presenting author : Neha Kumari (N21013)**, Bibhuti Prassan Sinha, Nishita Yadav, Abhishek Anand

[FP115] - Does baseline SFCT predicts treatment response after intravitreal aflibercept in DME? **Chief & Presenting author : Megha Tyagi (M27952)**, Bhavya Mehta, Rahul Bhargava

[FP126] - Membrane patterns of choroidal neovascularisation on optical coherence tomography angiography.; **Chief & Presenting author : Anujeet Paul (P23406)**, Surendra Prakash

[FP135] - Management of Refractory Macular Hole; **Chief & Presenting author : Kanwaljeet Harjot Madan (M13586)**, Sangeet Mittal

[FP167] - Green Laser Posterior Hyaloidotomy in Pre-Retinal Hemorrhages; **Chief & Presenting author : Hammad Rashid (R14988)**

Each talk is 5 mins

A. P. State Ophthalmological Society (Joint) (5[']) : An Innovative DIY manual technique for silicon oil removal Vs Machine based approach - A Comparative Study.: Ashok (K16863)

Bihar Ophthalmological Society (5[']) : Clinical-Angiographic comparison of retinal findings and a new classification system for hypertensive retinopathy Prateek Nishant (N21633)





FREE PAPER

Optics / Refraction / Contact Lens

Chairperson	:	Usha A Johari
Co-Chairperson	:	BNR Subudhi
Convenor	:	Dharmendra Nath
Co-Convenor	:	Radha Ramanan B.
Moderator	:	Puja Hingorani - Bang

Date : 14-03-2024
Time : 12:15-13:30
Hall : Hall 1B (Level 4)

[FP206] - Optical Density & Polarized Light Microscopy to confirm calcification of Intra-ocular Lens; **Chief & Presenting author : Avadhesh Oli (O13081)**

[FP656] - Comparison of time taken to read TNO Plates between undergraduates with & without refractive errors; **Chief & Presenting author : Vishwa Panchal (V28094), Shivani Jariwala**

[FP824] - A Novel Study on Timolol Maleate 0.5% Eye op As a Potential Agent for Presbyopia Correction; **Chief & Presenting author : Parthasarathi Roy (R08581)**

[FP1189] - Software based binocular amblyopia therapy a newer advent in amblyopia treatment – Fact or Fancy; **Chief & Presenting author : Deepayan Sarkar (S24113), Chinmoy Sarkar**

[FP1196] - Is for excellent refractive outcome, AI based IOL calculation emerging trend over current practice? **Chief & Presenting author : Jai Gopal Agrawal (A05995), Aditya Anand**

[FP1827] - Comparing myopia control:Defocus Incorporated Multiple Segments(DIMS), atropine, or combined approach; **Chief & Presenting author : Pavitra Patel (P17446), Nitin Balakrishnan, Nikhil Balakrishnan**

[FP1962] - Visual rehabilitation in crosslinked corneas: Seeing Clearly with Specialty Contact lenses; **Chief & Presenting author : Kruthika Hikkalagutti (K27889), Garvita Dabas, Kanika Bhardwaj, Tulika Chauhan**

[FP2182] - Preference patterns for presbyopic correction among ophthalmic surgeons while operating; **Chief & Presenting author : Shreeya Hinge (S26408), Kaavya Khatri, S. Bala Murugan, Rengaraj Venkatesh**

[FP3011] - Effect Of Pupillary Dilatation on Biometric Measurement - using Manual and Optical Biometry methods; **Chief & Presenting author : Swati bhattacharjee (S25329), Shah Kalpit Pravinbhai, Nitisha Khare**

Each talk is 5 mins

Keynote Address (6'):

AIOS - Optics/ Refraction / Contact Lens - Visual Rehabilitation and Quality of Life with Corneal Contact Lens in Irregular Astigmatism
Neethu Thankam Daniel (D20610)





FREE PAPER

External Eye & Ocular Surface Disease - I

Chairman : Tuhin Chowdhury
Co-Chairman : Shikhar Gaur
Convenor : Deepti Prabha Ekka,
 Marian Pauly
Moderator : Tulika Chauhan

Date : 14-03-2024
 Time : 12:15-13:30
 Hall : Trade Hall A (Trade Area Level 1)

DAY 01- THURSDAY

[FP2762] - Correlation of corneal concentration & MIC of antifungals in patients undergoing therapeutic PKP; **Chief & Presenting author** : **Prafulla Kumar Maharana (M13090)**, Vinay Patil

[FP341] - Impact of vectored thermal pulsation on ocular surface flora in meibomian gland dysfunction; **Chief & Presenting author** : **Manpreet Kaur (K18920)**, Sridevi Nair, J. S. Titiyal, Veena B

[FP490] - Pro-re-nata regimen of autologous platelet-rich plasma injection for treatment of dry eyes; **Chief & Presenting author** : **Anchal Tripathi (A21678)**, Mohini Agrawal, Atul Bhirud, Avinash Mishra

[FP564] - Evaluate the effect of VKC on Meibomian Gland Morphology & Tear Film parameters using Meibography; **Chief & Presenting author** : **Parshant singla (S26555)**, Amit Gupta, Arun Kumar Jain, Chintan Singh (Malhotra)

[FP606] - Evaluating the Novel Role of ChatGPT in addressing Corneal Ulcer Queries: An AI-Powered Insight; **Chief & Presenting author** : **Bharat Gurnani (G19198)**, Kirandeep Kaur

[FP619] - Autologous serum eye drops V/S Lubricating Eye drops in Treatment of dry Eye Disease; **Chief & Presenting author** : **Abhishek Kumar Sinha (S24292)**, Varsha Bhagat, Shubham Harsh, Md. Raghob Tauheed

[FP729] - Novel Artificial intelligence (AI) derived dry eye analyzer in evaluation of dry eye in VKC;

Chief & Presenting author : **Haimanti Choudhury (C10327)**, Choudhury Hirendra Kumar, Himadri Choudhury

[FP883] - Ocular Manifestations In A Case Of Tumoral Calcinosis; **Chief & Presenting author** : **Arka Chatterjee (C28031)**, Chandana Chakraborti, Sriprerna Ghosh, Udayaditya Mukhopadhyay

[FP945] - A tale of two cases of Ocular Surface Squamous Neoplasia (OSSN) – one true, one mimicker; **Presenting author** : **Parmita Dutta (P22682)**, Chief author : Sangeeta Kalita, Parmita Dutta

[FP966] - Fungal Scleritis: Pattern Recognition and its Successful Management; **Chief & Presenting author** : **Dhruv Kamra (K19998)**

[FP1026] - Effect of combined Vectored Thermal Pulsation and Omega 3 fatty acid on Meibomian Gland Dysfunction; **Chief & Presenting author** : **Arpita Kulshrestha (A25449)**, Byanjana Bashyal, Amit Gupta

[FP1968] - Tear Biomarkers To The Rescue In Non-Responding dry Eye Disease; **Chief & Presenting author** : **Pooja Khamar (K17849)**, Rohit Shetty

[FP3166] - Assess the effectiveness of Systane COMPLETE eyedrop in improving MG score in mild-moderate dry eye, **Presenting author** : **Anu Malik (M12959)**, Prafulla Kumar Maharana, Namrata Sharma

Each talk is 5 mins

Chandigarh Ophthalmological Society (5th) :Effect of combined Vectored Thermal Pulsation therapy and Omega 3 fatty acid supplementation on Meibomian Gland Dysfunction : **Arpita Kulshrestha (A25449)**



FREE PAPER

Community / Social Ophthalmology - II

Chairperson : Gulam Ali Kamdar
Co-Chairperson : Ashwini Kumar
Convener : Hare Ram Prasad
Co-Convener : Manju R. Pillai
Moderator : Abhishek Onkar

Date : 14-03-2024
Time : 12:15-13:40
Hall : Trade Hall B (Trade Area Level 1)

[FP685] - Upcycled Smartphones for Screening Posterior Segment Disease in the Community "Bridging the Gaps"; **Chief & Presenting author** : Ms. Indira Pegu (I21347), Rengaraj Venkatesh, Kavitha S.

[FP687] - To assess the availability of low vision assistive products at schools for blind in north Bihar; **Chief & Presenting author** : Diksha (D27716)

[FP792] - Study Of Adherence To Intravitreal Anti-Vegf Injections In Patients With Diabetic Macular Edema; **Chief & Presenting author** : Sudha Lam (S26417), Yuvraj Madhav, Manavi Deokrishna Sindal

[FP832] - Incidence, risk factors, role of IGF-1 & postnatal growth failure in ROP development in VLBW babies; **Chief & Presenting author** : Charita Abburu (C25709), Amit Kumar Deb

[FP833] - Paediatric out patient department (OPD) -based vision screening in children in a Tertiary hospital; **Chief & Presenting author** : Supreetha Kumaresan (S27794), Radha K. Annamalai, Gayathri Panicker

[FP846] - Retinal Nerve Fibre Layer(RNFL) Thickness In Alzheimer's Disease And Relation To Cognitive Function; **Chief & Presenting author** : Shruti Nayak (S27384), Sumita Mohapatra

[FP1494] - National Trachoma trichiasis (TT) survey to assess the elimination of Trachoma in India; **Chief & Presenting author** : Praveen Vashist (V11693), Sumit Grover, Vivek Gupta, Noopur Gupta

[FP1520] - Cataract Bot: ChatGPT powered generative AI chatbot to support patients undergoing cataract surgery; **Chief & Presenting author** : Kaushik Murali (M10521)

[FP1713] - Smart Vision Glasses For The Visually Disabled-Patients Perspective; **Presenting author** : Ayesha Musthafa (A27214), Chief author : Hebbale Ramakrishna Shwetha, B.L. Sujatha Rathod, Tanushree V.

[FP1877] - Accuracy of Modified Diagnostic Algorithm for Red Eye: sensitivity, specificity, agreement analysis; **Presenting author** : Shubashree Karat (K13820), Chief author : Suneetha N Lobo

[FP1906] - The largest family of bilateral congenital microphthalmia from Assam; **Chief & Presenting author** : Goswami Bijuli (G08951), Pritisha Goswami, Ananya Goswami, Subhra Kinkor Goswami

Each talk is 5 mins

M. P. State Ophthalmological Society (5'):
Incidence of Ocular Abnormalities in Slums and Rural Areas
Proova Shrivastava (P21163)





The Pursuit of Perfection: Strategies to enhance alignment outcomes in strabismus surgery

Rishikesh Mayee

Date : 14-03-2024

Time : 12:15-13:30

Hall : AIOC THEATRE 2 (Trade Area Level 1)

DAY 01- THURSDAY

Alignment outcomes following strabismus surgery may be suboptimal in some cases even in the most experienced hands. They not only lead to patient dissatisfaction, but also may have adverse effects on the visual development of the child. Present course aims to share important tips in the pre-operative evaluation and surgical steps which will help in refining the alignment and cosmetic outcomes following strabismus surgery. All the speakers are renowned strabismus surgeons with vast experience. The esteemed faculty shall share their own interesting cases for discussion through photos and videos highlighting important steps to improve post-operative results in different types of strabismus entities. Many take-home points for improving strabismus surgery results will be shared.

1. Introduction (02 mins) : **Rishikesh Mayee**
2. Esotropia Surgery: how to get it right (12 mins) : **Stuti Somani Agarwal**
3. How to get perfect straight eyes after exotropia surgery (12 mins) : **Rishikesh Mayee**
4. Improving alignment in vertical strabismus surgery (12 mins) : **Sujata Guha**
5. Tips to get straight eyes in paralytic strabismus surgery (12 mins) : **Suma Ganesh**
6. Straight eyes after restrictive strabismus surgery...let's make it possible(12 mins) : **Shubhangi Bhawe**

Panel Discussion : (13 mins)





IC395 - Running a Successful Cataract Practice: Tips for Stand Alone Practitioners

Parul Sony - Gurgaon

Date : 17-03-2024
Time : 13:30-14:45
Hall : Hall 4 (Level 0)

After completing residency, or after additionally working in an institution setting, many of us opt for a stand-alone (solo) practice. To achieve the goal of a successful cataract practice there are many challenges that one is faced with, starting from the equipment choice and necessity, infrastructure requirements, staffing, the insurance empanelments and whether or not go in for electronic medical record system. These choices have diverse ramifications including cost, utilization, revenue potential and also in creating one's brand and USP. This IC uncovers the never-taught practical, hands-on, ground-up aspects for beginners to make sensible choices while setting up a cataract practice including the OPD and the OT.

1. Over View of the IC (5 mins) : **Parul Sony**
2. Measuring it right: The Biometry (Contact Vs Immersion Vs Optical) (10 mins) : **Deepa Gupta**
3. Incorporating the premium IOLs: Offering the Best (10 mins) : **Parul Sony**
4. EMR and TPA empanelments: Going Paperless & Cashless (10 mins) : **Garodia Vinay Kumar**
5. The Accreditation Advantage: Should one go for it? (10 mins) : **Ashish Lall**
6. Does one need to market oneself?: The tips & tricks (10 mins) : **Mayank S. Pangtey**

Panel Discussion : (20 mins)



IC36 - X-treme Retina: A Course on Challenging Retinal Surgeries

Sangeet Mittal - Jalandhar

Date : 14-03-2024

Time : 13:30-14:45

Hall : Hall 8 (Glass Room 1) (Level 0)

Vitreoretinal surgery has far advanced in the last decade, coming to a modern area of instrumentation and better approaches from the retinal surgeon, making the procedure easier to perform, thus contributing to a better follow up and recovery from the disease. Videos are the best ways to share and gain knowledge. This course aims to provide a comprehensive overview of challenging retinal surgeries. The course will consist of video presentations followed by a panel discussion. The video presentations will cover the latest technique sand technologies used in challenging retinal surgeries. The panel discussion will provide an opportunity for participants to ask questions and engage in a dialogue with experts in the field. The course will also cover the management of complications that may arise during challenging retinal surgeries. By the end of the course, participants will have gained a deeper understanding of challenging retinal surgeries and the latest advancements in the field.

- | | | |
|------------------------------------------------------------------------|---|--------------------------------|
| 1. Extreme Retinal Detachment Cases (10 mins) | : | Prashant Bawankule |
| 2. Extreme Diabetic Retinopathy Cases (10 mins) | : | Manisha Agarwal |
| 3. Extreme Cases of Retinal Trauma (10 mins) | : | Neeraj Sanduja |
| 4. Extreme cases of Retinal Complications of Cataract Surgery (10mins) | : | Kelkar Aditya Shreekant |
| 5. Extreme Retinal Surgery Cases - Miscellaneous (10 mins) | : | Sangeet Mittal |

Panel Discussion : (25 mins)

IC296 - Aiming high: Targetted therapy for Dry eye disease

Shilpa Das - Bangalore

Date : 14-03-2024

Time : 13:30-14:45

Hall : Glass Room 2 (Level 0)

Dry eye disease is one of the most common conditions encountered in clinical practice today. With the advent of newer modalities of diagnosis and management, customised treatment approaches is the need of the hour. This instruction course touches upon the various advances in dry eye diagnostics, molecular analytics and therapeutics. The aim being eventually to provide better results to patients suffering with this chronic condition.

- | | | |
|----------------------------------------------------------------------|---|------------------------|
| 1. Diagnose it right: Basic to advanced techniques (10 mins) | : | Gairik Kundu |
| 2. Open up the glands: Management of evaporative dry eye (10 mins) | : | Shilpa Das |
| 3. Enhance the tear film: Management of aqueous deficiency (10 mins) | : | Swapna Shanbhag |
| 4. Biomarkers to the rescue: From laboratory to clinic (10 mins) | : | Pooja Khamar |
| 5. Intractable dry eye disease: Tricks of the trade (10 mins) | : | Sharon Dsouza |
| 6. Immunology, immune modulators and the future (10 mins) | : | Pooja Khamar |

Panel Discussion : (5 mins)





Retina -Where inflammation meets Neovascularization: Basics to clinics !! A Novel approach

Malay Chaturvedi

Date : 14-03-2024

Time : 13:30-14:45

Hall : Hall 3A Under Ramp (Level 0)

Thought of the IC initiates from the unique observation that inflammation and neo-vascularization often coexist in retinal diseases. Hence retina experts decided to explore into the coexistence and discuss the etiopathological correlations. We termed such conditions as Retinal inflammatory Neovascular Conditions (RINC). To add flavor, clinical presentations and basic diagnostic take-aways are being shared with apropos to upcoming ophthalmologists and non retina specialists. Advanced diagnostics in evaluating such diseases along with basic therapeutic interventions have also been included. Diabetic macular edema is being discussed as test case of RINC. For making it interactive a vote-pad based q & A discussion has been incorporated. Thus we would present common retinal diseases with a different dimension and simultaneously learn the practical practicing tips to handle such retinal diseases for empowering non-retina specialists.

1. Concept introduction- Inflammation, neovascularization where do they meet! (min 10) : **Malay Chaturvedi**
2. Retinal Diseases with vasculitis, occlusion and edema' A clinical walk through. (min 10) : **Manish Tandon**
3. Basic diagnostics (FFA & Oct), clinical take-aways in Retinal inflammatory Neovascular Conditions (min 10) : **Abhijaat Chaturvedi**
4. Armament of newer diagnostic tools OCTA, ICG and OPTOS (min 12) : **Darius Shroff**
5. Therapeutic Options-Lasers and Beyond: When & How much (min 12) : **Dudani Ajay Indur**
6. Diabetic macular edema –Current concepts of clinical management (min 12) : **Ajay Aurora**





IC93 - Cerebral visual impairment in children - Clinical Assessment, Advances in Evaluation and Management

Suma Ganesh - New Delhi

Date : 14-03-2024

Time : 13:30-14:45

Hall : Hall 4A Under Ramp (Level 0)

DAY 01- THURSDAY

Cerebral visual impairment (CVI) is emerging as an important cause of pediatric visual impairment. Because of other neurological co-morbidities, children with CVI often present challenges in diagnosis and characterization of visual deficits. The course will demonstrate the newer vision assessment tools, CVI range as a tool for predicting progress, specialised refraction techniques, accommodation anomalies testing and tests for functional vision and cognitive assessment. Newer typed of neuro-imaging including functional neuroimaging and diffusion tensor magnetic resonance imaging may provide insights into structure-function relationships. The course will show videos of the various early intervention strategies used and also discuss interventions in terms of prescription of glasses and strabismus surgery for optimal management. Finally when the dust settles low vision management and devices available and enrollment into normal schools and certifications for leading a normal life.

1. Introduction to CVI (5 mins) : **Suma Ganesh**
2. Etiology and Pathogenesis of CVI (10 mins) : **Asmita Ray**
3. Ophthalmic and neurological manifestations and Assessments in CVI (15 mins) : **Soveeta Souravee Rath**
4. Co-relation of Higher Visual deficits with MRI imaging in children with CVI (10 mins) : **Sujata Guha**
5. Evaluation and Management of Strabismus in children with CVI (10 mins) : **Suma Ganesh**
6. Low vision and Early intervention Management in children with CVI (15 mins) : **Rolli Khurana**

Panel Discussion : (10 mins)





IC103 - Use of orthoptek a novel instrument in the treatment of Amblyopia and related disorders

K. S. Santhan Gopal - Bangalore

Date : 14-03-2024

Time : 13:30-14:45

Hall : Hall 5A Under Ramp (Level 0)

Orthoptek is a novel instrument used and is in the treatment of Amblyopia and related disorders like strabismus, nerve palsies, in both adults and children with exceedingly good results and the improvement is sustained over a period of time, even after the session of the treatment. The important thing is that the improvement is noticed in both adults and children after a brief period of treatment of 2 weeks only. This is noninvasive treatment using light spot and also improves hand eye coordination, even in adults. Stereopsis improved much faster than the monocular vision, in most patients. The instrument depends on the top down impulses coming from frontal eye field area and parietal cortex, stimulating the area 4 C beta in occipital cortex, where the foveal impulses are suppressed in Amblyopia and the fast forwarding of the retinal impulses to the inferotemporal cortex for further analysis and thereby overcoming suppression and improvement of vision in Amblyopia

1. Why and how does orthoptek work so rapidly in treatment of Amblyopia and strabismus (12 mins) : **K.S. Santhan Gopal**
2. My experience with orthoptek treatment in various ocular disorders (10 mins) : **Reshma Ravikant Shah**
3. comparison of different modes of treatment of Amblyopia (10mins) : **Arvind Kumar Morya**
4. Use of Orthoptek from a general ophthalmologist's Experience (10 mins) : **Amitava Biswas**

Panel Discussion : (33 mins)



IC485 - Conquering the kingdoms of Glaucoma Laser Treatment Reign Supreme

Sathyam Parthasarathi - Coimbatore

Date : 14-03-2024

Time : 13:30-14:45

Hall : Hall 6 (Mini Aud.) (Level 1)

DAY 01- THURSDAY

In the realm of glaucoma, lasers have emerged as powerful tools in the fight against the leading cause of irreversible blindness worldwide. Their precision, minimal invasiveness, and cost-effectiveness have made laser therapies essential in modern glaucoma management. In the quest for more cost-effective and patient-friendly glaucoma care, lasers have proven to be essential allies. They offer targeted treatment, reducing the need for traditional surgeries and the associated risks. This comprehensive instruction course on lasers in glaucoma sheds light on their dynamic role in advancing eye care. This course also explores how lasers are empowering ophthalmologists to provide more services, making glaucoma management more accessible to a broader patient population.

1. From iris angle insights; Deciphering YAG PI vs Argon PI (10 mins) : **Sathyam Parthasarathi**
2. Iridocorneal angle wars; Gonioplasty /Iridoplasty Go head to head (10 mins) : **N.R. Rangaraj**
3. Breaking boundaries; Deploying seamless Laser Suturelysis (10 mins) : **Arut Priya. A**
4. Reigning monarchs of Open Angle Glaucoma SLT vs ALT (10 mins) : **Prasanna Venkatesh Ramesh**
5. The crown Jewel of Uncontrolled IOP; Diode CPC (10 mins) : **Murali Ariga**
6. Conquering the final frontier ; Micropulse Laser's Triumph in recalcitrant glaucoma (10 mins) : **Vijay Kumar**

Panel Discussion : (15 mins)





IC68 - PHAKIC IOL: Learn it from the Masters

Date : 14-03-2024
Time : 13:30-14:45
Hall : Hall 7 (Mini Aud.) (Level 1)

Purendra Bhasin - Gwalior

Phakic lens surgery has been and is a well-established and ever-evolving refractive surgery in the present times. Masters and Pioneers of Phakic Lens surgery come to share their experiences in this most sought-after video-assisted course. The experienced faculty is going to share the step-by-step approach for proper case selection, pre-operative workup, pearls for proper surgical technique, and meticulous postoperative care in an optimum and simple way. Because of its safety and excellent visual outcome, it is now a reliable and well-established refractive procedure. The attendees will be encouraged to ask questions from the faculty freely. All this will give the best patient satisfaction, enhancing their confidence in this surgery. The attendee will go back with confidence in the procedure and understand the minutest nuances of the technique. The course is being successfully conducted in AIOC.

1. Introduction of the course and overview of Phakic IOL (3 mins) : **Purendra Bhasin**
2. Preoperative Planning & Workup of Phakic IOL (8 mins) : **Purendra Bhasin**
3. The Correct Way to do ICL and Toric ICL (8 mins) : **Partha Biswas**
4. My experience with Indian Phakic IOL (8 mins) : **D. Ramamurthy**
5. Challenging situations of Phakic IOL (8 mins) : **Sri Ganesh**
6. Intra-operative and early post-operative complications in Phakic IOL and their management (8 mins) : **Mahipal S. Sachdev**
7. Long-term results and issues of Phakic IOL (8 mins) : **Sudhank Bharti**
8. Experience of Presbyopic Phakic IOLs (8 mins) : **J. S. Titiyal**

Panel Discussion : (16 mins)



IC312 - Cataract Comorbid Capsule

Shail Vasavada - Ahmedabad

Date : 14-03-2024
Time : 13:30-14:45
Hall : Hall 2 (Level 2)

Management of cataract with other comorbidities is often complex and challenging. Today with a better understanding of these comorbidities, we can join hands and collaborate with our sub-speciality colleagues in managing such comorbid eyes. This course will discuss and highlight commonly encountered comorbidities with cataract like uveitis, corneal disorders, ocular trauma, retinal disorders and glaucoma with special emphasis on the combined approach. This course will boost confidence and enhance surgical skills of the attendee in managing such complex cases and help them efficiently plan the right strategy and optimize the surgery outcome.

- | | | |
|-------------------------------------------------------------------------------------------------------------------|---|-------------------------|
| 1. Tackling The Uveitic Cataract -Role of perioperative steroids and current preferred practice (10 mins) | : | Aditya Sudhalkar |
| 2. Achieving Refractive Cataract Surgery Inpresence of Pterygium (10 mins) | : | Vandana C. Nath |
| 3. Clear Corneas for the Cataract with Corneal dystrohy Strategic decision making and flawless execution(10 mins) | : | Rajesh Fogla |
| 4. Diabetic Eye Disease- Dealing with cataract and DME(10 mins) | : | Shyamal Dwivedi |
| 5. Cataract surgery with corneal opacity (10 mins) | : | Shail Vasavada |

Panel Discussion : (25 mins)

IC166 - OCT Angiography- Navigating the Teenagetantrums

Avnindra Gupta - Faridabad

Date : 14-03-2024
Time : 08:30-14:30
Hall : Hall 2A (Level 2)

The world has moved progressively from invasive to Non-Invasive Imaging modalities over the last decade. These are gaining popularity as they are simple, fast and reproducible The new baby OCT angiography is now a teenager and is showing that at times it can be difficult to handle. OCTA was initially used formacular disorders but with increased resolution, faster, deeper scans and the availability of wide-field OCTA its application has widened. But with this also comes increased errors and artefacts. This instruction course is specifically designed to educate fellow colleagues about the uses and interpretation of OCTA in various macular and vascular pathologies. This instruction course will also help to select the best OCTA machine and to negotiate through artefacts seen during interpretation

- | | | |
|---------------------------------------------------------------------------------------|---|------------------------|
| 1. Introduction, comparison of various machines and Interpretations of OCTA (10 mins) | : | Avnindra Gupta |
| 2. Artefacts and Interpreting OCTA in Presence of Artefacts (10 mins) | : | Ritesh Narula |
| 3. OCTA patterns to evaluate AMD progression (8 mins) | : | Puneet Gupta |
| 4. Macular and Widefield OCTA in Diabetic Retinopathy (8 mins) | : | Anand Rajendran |
| 5. Role of OCTA in retinal vascular and ONH diseases (8 mins) | : | Ajay Purohit |
| 6. Will OCTA replace FFA (8 mins) | : | Lalit Verma |

Panel Discussion : (20 mins)





FREE PAPER

Comprehensive Ophthalmology - II + Semifinals

Chairperson : Inder Mohan Rustagi
Co-Chairperson : Chandana Chakraborti
Convenors : Dheeraj Gupta, Sudipta Mitra
Moderator : Sahebaan Sabharwal Sethi

Date : 14-03-2024
Time : 13:40-15:05
Hall : Hall 2B (Level 2)

[FP405] - Effectiveness and satisfaction of integrated modular teaching in ophthalmology for medical students; **Chief & Presenting author** : Swatishree Nayak (N16254)

[FP528] - Evaluating the Efficacy of AI Chatbots in Triage and Referrals for Ophthalmic Conditions; **Chief & Presenting author** : Piyush Jain (J27739)

[FP629] - Conjunctival Closure: A "Frill" in time might save you nine; **Chief & Presenting author** : Aditi Rao (A27288), Dhanaraj Rao, Sathi Devi A.V., Zia Pradhan

[FP680] - "Smoke in the water"-Liquid Tobacco use in North East India; **Chief & Presenting author** : Himadri Choudhury (C12704), Choudhury Hirendra Kumar, Haimanti Choudhury

[FP795] - Clinical Study of efficacy and safety of oral Pilocarpine in the treatment of severe dry eye disease; **Chief & Presenting author** : Ruchi (R25788), Monika Yadav, Sharad Hemant, Sudhir Kumar

[FP1044] - Agreement and Precision of Anterior Corneal Power Measurements Obtained Using Three Instruments; **Chief & Presenting author**

: Kshama K (K22699), Prajakta Paritekar, Girish Budhrani, Ananya Dutta

[FP1185] - Colour vision testing - Is online smart-phone app an alternative to traditional Ishihara handbook? **Chief & Presenting author** : Namrata Shree (N23855), Rajneel Bhattacharjee

[FP1203] - "Pseudoexfoliation"- An Entity Beyond Eye !! A Clinical Study of various Cardiac Associations in PXF; **Chief & Presenting author** : Tauhida Shaik (T26570), Lakshmi Narayana Raju Kanchi, Hari Hara Prasad Chinta, K. Revathy

[FP1384] - A Rare Case Report Where Doctors Turned Detective; **Chief & Presenting author** : Pallavi Prabhu (P07497), C.A.P. Prabhu, Sharon Dsouza

[FP3096] - Evaluation of ocular anterior segment changes in pregnancy using Scheimpflug technology; **Presenting author** : Harshita Krishna Ravella (H24922), Chief author : Mamatha B.

Each talk is 5 mins

Keynote Address (6'):
AIOS - Comprehensive Ophthalmology Award 2023- Effect of Dims Lenses on Halting the Progression of Myopia not Responding to LCA (0.01%) Eye drops
Jitendra Nenumal Jethani (J09433)





Electroretinogram : Everything an Eye specialist should know

Chairpersons: Poornachandra B, Subhadra Jalali, Parveen Sen

Date : 14-03-2024
Time : 13:30-14:45
Hall : Hall 1 (Main Aud.) (Level 4)

DAY 01- THURSDAY

1. Electroretinogram (ERG) – From where does signals come from?(10 mins) : **Subhadra Jalali**
2. Full field ERG – When to order and what to look for?(10 mins) : **Poornachandra B**
3. Multi Focal ERG and Pattern ERG (10 mins) : **Parveen Sen**
4. Electro-oculogram: Technique and clinical applications (10 mins) : **Simar Rajan Singh**
5. Bringing it all together (10 mins) : **Srikanta Kumar Padhy**

Panel Discussion : (10 mins)





FREE PAPER

Vitreous Retinal Diseases - II

Chairperson : Ajay Aurora
Co-Chairperson : Aniruddha Maiti
Convenors : Piyush Bansal
Moderator : Anant Bhosale

Date : 14-03-2024
Time : 13:30-14:45
Hall : Hall 1A (Level 4)

[FP188] - Safety and efficacy of injection Aflibercept intravitreally in Retinopathy of prematurity (ROP); **Chief & Presenting author** : **Subhankarsri Paul (P18018)**, Jonaki Roy, Abhijit Chattopadhyay

[FP193] - Comparing efficacy of Dexamethasone Implant v/s Subtenon Triamcinolone in BRVO, CRVO and Diabetic ME; **Chief & Presenting author** : **Shroff Rahul Ashok (S05342)**, Shroff Ashok C., Anand A. Shroff

[FP199] - Evaluation of corneal endothelial cell loss following vitrectomy with different endotamponades.; **Chief & Presenting author** : **Kirti Rani (K19767)**, Shashi Nath Jha, Anil Solanki, Anita Ganger

[FP212] - A Subretinal Worm With Premacular Haemorrhage In Young- An Unusual Presentation.; **Chief & Presenting author** : **Ritika Aggarwal (R21032)**, Shashi Nath Jha, Anita Ganger, Anil Solanki

[FP258] - Retro-mode: a newer insight into dry age-related macular degeneration (AMD); **Chief & Presenting author** : **Shilpi Narnaware (N17511)**, Anju Bansal, Prashant Bawankule

[FP259] - Impact of telemedicine in ROP screening in rural outreach in South India:A report of 17,270 sessions; **Chief & Presenting author** :

Kerala Society of Ophthalmic Surgeon (Joint) (5) : Real world experience of switching to Aflibercept in PCV cases refractory to other anti-VEGF agents : **Jiz Mary (J19562)**

Abhishek Das (D19697), Narendran V., Parag K. Shah

[FP314] - RDW in Type 2 Dm : A Potential Screening Tool For Non-Proliferative Diabetic Retinopathy; **Chief & Presenting author** : **Susmita Bhuiya (S26626)**, Gogoi Rajendra Nath

[FP321] - Efficacy of "PFCL CAP" Inverted ILM Flap Technique for the Treatment of chronic Macular Hole; **Chief & Presenting author** : **Pushkar Dhir (D18132)**, Chintan Desai, Parikshit Dhir, Ronel Soibam

[FP347] - Intravitreal Dex implant (Ozurdex) in Epiretinal Membrane Surgeries- Retrospective Analysis; **Chief & Presenting author** : **Obuli N. Ramachandran (R18499)**, Nikita Gupta, Soumya Jena, Gauri Khare

[FP408] - PFCL bubble assisted full thickness macular hole closure: Comparison and outcomes of novel technique; **Chief & Presenting author** : **Chintan Desai (D20236)**, Harsha Bhattacherjee, Ronel Soibam, Mohit Garg

[FP595] - Peanibacillus Latus: A new foe in Endogenous Endophthalmitis; **Chief & Presenting author** : **Aditi Joshi (A22150)**, Parthapratim Dutta Majumder, Chetan Rao

Each talk is 5 mins

Punjab Ophthalmological Society (5) : Role Of Primary Vitrectomy With Internal Limiting Membrane Peeling For Management of Diabetic Macular Edema With Plaque Like Subfoveal Hard Exudates - **Charu Maggo (C28492)**





FREE PAPER

Glaucoma - IV+ Semifinals

Chairperson : Swaraj Bhattacharjee
Co-Chairperson : Amalaraja Louis David M.
Convenor : Manish Shantilal Shah
Co-Convenor : Bhagat Purvi Raj
Moderator : Gazella Bruce Warjri

Date : 14-03-2024
Time : 13:30-15:15
Hall : Trade Hall A (Trade Area Level 1)

DAY 01- THURSDAY

[FP810] - A Study on the Visual Outcome in Patients with Lens Induced Glaucoma following SICS; **Chief & Presenting author** : Monisha Barik (M26911), Monika Barik

[FP820] - Surgical outcomes of MMC augmented NPDS and phacoemulsification in eyes with end stage glaucoma; **Chief & Presenting author** : Jyotish Khilar (K22761), Mythri Krishnamurthy Rao, A. Vijayalakshmi, R. Sharmila

[FP897] - Unexpected visual recovery post trabeculectomy in case of one eyed patient with refractory glaucoma; **Chief & Presenting author** : Gauree Gattani (G19713), Ajay Purohit, Purohit Ratan Kumar

[FP923] - "Paradox in the Eyes": A Case of Bilateral Acute Secondary Angle Closure Glaucoma; **Chief & Presenting author** : Saloni Joshi (S25083), Shivangi Singh, Manavi Deokrishna Sindal, Kavitha S.

[FP946] - Comparing posture changes of IOP in normal and glaucomatous eye in Indian population; **Chief & Presenting author** : Md Akbar (A26739), Srujana D, Vijay Kumar Sharma

[FP978] - Safety and efficacy of subliminal cyclophotocoagulation in the treatment of glaucoma; **Chief & Presenting author** : Priyanka Ramathan (P25280), Geeta Behera, K. Subashini

[FP1095]-Prospective interventional study of PSLT in lowering IOP in POAG and OHT in Indian eyes; **Chief & Presenting author** : Sushil Ojha (O19712)

[FP2485] - Cytokine Signatures in Glaucoma: An Extensive Comparative Analysis; **Chief & Presenting author** : David Jose Mathew (M17515)

[FP2765] - A triad of signs to confirm the successful implantation of a trabecular micro bypass device; **Chief & Presenting author** : Supriya Sri-ganesh (S22908), Malvika Krishnan, Sri Ganesh

[FP2768] - Rescuing conjunctival lymphatics from Mitomycin C induced damage in rat model of glaucoma surgery; **Chief & Presenting author** : Surinder S Pandav (P08909), Sushmita Kausshik, Faisal T. T., Hitisha Mittal

Each talk is 5 mins





FREE PAPER

Diabetic Retinopathy & Medical Retina - III

Chairperson : Niladri Saha
Co-Chairperson : Shishir Agrawal
Convenor : G. Mahesh, Tathagata De
Moderator : Himadri Choudhury

Date : 14-03-2024
 Time : 13:40-15:10
 Hall : Trade Hall B (Trade Area Level 1)

[FP797] - A cross-sectional comparative study of outer retinal layer thickness in hyperthyroidism; **Presenting author : Sankha Subhra Chaudhuri (C20213)**, Chief author : Madhurima Kumar, Soumyadeep Majumdar

[FP837] - Incidence Of Peripheral Neuropathy & Its Effect In The Severity Of Retinopathy In Type2 Dm Patients; **Chief & Presenting author : Baishali Biswas (B28164)**, Piyali Sarkar

[FP903] - Intraocular Microbiome in Diabetic Retinopathy; **Chief & Presenting author : Brijesh Takkar (T14584)**, Taraprasad Das

[FP977] - An analytical study on inner retinal layers thickness in Type1 diabetics without retinopathy; **Chief & Presenting author : Aruna A.C. (A27480)**, Anju P R, Thasneem Suraiya, Kavitha K

[FP1006] - Study of correlation between severity of CSCR and severity of associated psychiatric disorder; **Presenting author: Dudani Ajay Indur (D06387)**, Chief author : Neha Hemendra Shah, Dudani Ajay Indur, Neha Hemendra Shah

[FP1069] - Subclinical Central Macular Thickness & Total Macular Volume With SD-Opt &

Its Correlation With Hba1c; **Chief & Presenting author : Chirag A B (B28275)**, Chaitra M C

[FP1126] - Crisis Of Compliance: Understanding The Paradigm Of Treatment Dropouts In Diabetic Retinopathy Care; **Chief & Presenting author : Alisha Elizabeth Alex (A28244)**, Narendran B S , Sangeetha. T, Inchara Nagaraj

[FP1129] - Progression comparison of Diabetic Retinopathy in patients on conventional versus insulin analogues; **Chief & Presenting author : Rishikesh Deshpande (D28265)**, Russell Dacruz

[FP1303] - Real world economic analysis of diabetic macular edema and cost to maintain single line of vision; **Chief & Presenting author : Ruchira Chowdhury (R26500)**, Rupak Roy, Eesh Nigam, Janhavi Desai

[FP2280] - Relationship of immune factor levels between vitreous, aqueous, serum and tears - the VAST study; **Chief & Presenting author : Chaitra Jayadev (J10204)**, Arkasubhra Ghosh, Swaminathan Sethu, Santosh Gopi Krishna Gadde

Each talk is 5 mins

Ophthalmological Society of Assam (5') :
 Microalbuminuria and low hemoglobin as risk factors for the occurrence and severity of Diabetic Retinopathy - Krishnapriya J Kaimal (K27847)





DMEK VITACAPS: Essentials for DMEK Transitioners

Seema Ramakrishnan

Date : 14-03-2024

Time : 13:30-14:45

Hall : AIOC THEATRE 1 (Trade Area Level 1)

A power-packed capsule to cover all essentials for DMEK right from knowing when and how to transition, which patients to select, how to complete your self training journey including wet lab and electronic resources for DMEK, how to overcome recurrent obstacles, and of course understanding the nuances of this elusive and enticing surgery that every cornea surgeon wishes to master. This course will be complete with step-wise surgical video demonstrations and backed up with relevant science. So if you are a surgeon who wishes to switch to DMEK surgery or have already tried hands at DMEK but are facing problems or are a novice with interest in this futuristic surgical work of art, this is the course for you!

1. Advantages of DMEK: Why and how should I become a DMEK surgeon? (12 mins) : **Bhaskar Srinivasan**
2. Keys to success: Right donor, right patient, right resources (12 mins) : **Anitha Venugopal**
3. DMEK graft journey: donor to injector (12 mins) : **Seema Ramakrishnan**
4. Controlling graft unfolding in recipient: Don't leave it to chance (12 mins) : **K.S. Siddharthan**
5. Beyond DMEK: Endothelial keratoprosthesis (12 mins) : **D Lionel Raj**

DAY 01- THURSDAY





AIOS-ENDOWMENT LECTURE SERIES at AIOC Kolkata 2024

Date : 14-03-2024
Time : 14:45 -16:00
Hall : Hall 3 (Level 0)

A New Initiative by Scientific Committee AIOS-to Honour the Pioneers of Ophthalmologist

Chairpersons: Harbansh Lal, G Nageswar Rao, Samar K. Basak, Barun Kumar Nayak

Co- Chairpersons: Santosh G. Hanavar, Manoj Mathur, Prashant Bawankule, Krishna Prasad Kudlu

Scientific Committee Panel : Jatinder Singh Bhalla, Somasheila Murthy, Amit Porwal, Fairouz PM, Vardhaman Kankariya, Pradip Mohanta

Moderator : Namrata Sharma

AIOS – Daljit Singh Endowment Lecture By T.P Lahane
Dean and prof ophthalmology sir J. J group of hospitals Mumbai India

AIOS – Gullapalli N Rao Endowment Lecture By Prajna Venkatesh
Chief -Dept. of Medical Education-AECS

AIOS- L P Agarwal Endowment Lecture by Mahipal Sachdev
Chairman & Medical Director, Centre For Sight Group of Eye Hospitals

AIOS- P. Namperumalsamy Endowment Lecture by Lalit Verma
Director, Vitreo-Retina services at Centre Centre For Sight Group of Eye Hospitals

AIOS- S.S. Badrinath Endowment Lecture by Guru Prasad
Director of Clinical Services at M M Joshi Eye Institute



Video Assisted Deferred Live Surgeries

Moderator: Mahipal S. Sachdev

Expert Panel: Rohit Shetty, Gaurav Luthra, Sonu Goel, Kumar Doctor, Ajay Sharma

Date : 14-03-2024
Time : 14:45 -15:45
Hall : Hall 4 (Level 0)

1. Bicovex Lenticule : Shape Matters : **Rohit Shetty**
2. FLACS Assisted Next Generation Monofocal Toric for the Best Possible Visual Outcome : **Gaurav Luthra**
3. PHACO with 'CRV' IOL TORIC, Builds Trust In All Light Conditions : **Sonu Goel**
4. PHACO with 'CRV' IOL For Continuous Range Of Vision from 33 Cm & Beyond : **Kumar Doctor**
5. The Next Gen Silk Laser Vision Correction : **Mahipal S. Sachdev**
6. PHACO with 'CRV' Toric IOL for Continuous Range of Vision From 33 Cm & Beyond) : **Ajay Sharma**

DAY 01- THURSDAY

Deferred Live Surgeries

Chairpersons: Jeewan S Titiyal, Suhas Haldipurkar

Co-Chairperson : Sri Ganesh, Rohit Om Parkash

Moderator : Sonu Goel

Panelist : C Wavikar, Anurag Mishra, Naren Shetty

Date : 14-03-2024
Time : 15:45 -16:30
Hall : Hall 4 (Level 0)

1. The New generation Enhanced Monofocal : **Rohit Om Parkash**
2. Spectacle Independence with new generation Trifocal IOLs : **Sri Ganesh**
3. Paradigm shift in Trifocal IOL technology : **Sonu Goel**
4. Wider range of Focus" for functional Intermediate vision : **Anurag Mishra**





Rejuvenating It All : From Lid Margin To Cornea

Shreya Thatte

Date : 14-03-2024
Time : 15:00-16:15
Hall : Hall 5 (Level 0)

The ocular surface extends from both lid margins including palpebral conjunctiva, fornices, limbal stem cell and cornea. Together they maintain a healthy ocular surface. Damage to these from various systemic or primary ocular diseases may lead to breakdown of ocular surface. This results in different ocular surface pathologies. Many times, these ocular surface disorders are refractory to medical treatment and need various surgical intervention to reconstruct ocular surface. This course will highlight the accurate practice of numerous solutions in different situations like lid margin keratinization, symblepharon, ocular surface pathologies, acute lime burn, stem cell loss. These will be discussed in details with case scenario-based video explanation. Tips and tricks to overcome surgical difficulties and how to achieve targeted goal will be the main aim of this course. There will be interactive discussion on common difficulties faced while customizing diverse surgical techniques.

- | | | |
|-----------------------------------------------------------------|---|-------------------------------|
| 1. Revitalizing lids in LMK by MMG (12 mins) | : | Tuhin Chowdhury |
| 2. Reformation of obliterated fornices (12 mins) | : | Joyeeta Das |
| 3. Regaining Stem cell in limbal stem cell loss (12 mins) | : | Paras Indravadan Mehta |
| 4. Reconstructing ocular surface by Amniotic membrane (12 mins) | : | Shreya Thatte |
| 5. Recovering surface in acute lime burn (12 mins) | : | Gautam Singh Parmar |

Keynote Address (10 mins): Fuchs endothelial corneal dystrophy: Pathophysiology, diagnosis, and treatment : **Kyongjin Cho** (Korea)





YOSI Session 1 – Life in Training 101 – A YOSI Session

Moderators: Karan Bhatia, Rakhi D Cruz
Panelists: Digvijay Singh, Sonal Kalia,
Diva Kant Misra, Awaneesh Upadhyay,
Himani Chatterjee

Date : 14-03-2024
Time : 14:45-16:00
Hall : Hall 8 (Glass Room 1) (Level 0)

DAY 01- THURSDAY

1. Why and How to choose a Fellowship/ Senior Residency after MS/DNB (8mins) : **Manpreet Kaur**
2. Transition from a Fellow to a Consultant: A rocky terrain (8mins) : **Shivani Dixit**
3. Balancing conferences/meetings during your fellowship (8mins) : **Rwituja Thomas**
4. Role of International Fellowship (8mins) : **Tanya Jain**
5. The art of Letting Go (8mins) : **Nupur Goel**
6. Online resources- References at fingertips (8mins) : **Lipi Mittal**
7. Beyond Ophthalmology : The world out there (8mins) : **Neeraj Shah**





IC317 - Decision Making in the Management of Keratoconus: Queries-based Solution

Rajesh Sinha - New Delhi

Date : 14-03-2024

Time : 14:45-16:00

Hall : Glass Room 2 (Level 0)

Keratoconus is a mysterious disease and there is a lot of confusion in the minds of people in terms of decision making in its management. The course will aim at sorting out all the queries that come to the minds of the clinicians. Queries like when to do CXL, whether CXL can be done in a particular case, how to handle thin corneas, whether oxygen supplementation is useful, choice between conventional or accelerated, whether Contact lens should be used, when and how intracorneal ring segment works, when to do keratoplasty and which type of graft will be discussed. Achieving optimal outcome while performing cataract surgeries with accurate IOL power calculation will be discussed. All these will be discussed in the form of answers to queries with active participation of the panellists and the audience.

1. Should all cases of keratoconus be cross linked (8 mins) : **Vijay Kumar Sharma**
2. Types of Riboflavin & Current Status of Accelerated Cross linking (8 mins) : **Namrata Sharma**
3. CXL in thin corneas & Oxygen Supplemented CXL (8 mins) : **Rajesh Sinha**
4. How does ICRS help: when to do, type of ICRS and in which cases (8 mins) : **Swapna Nair**
5. Is Contact Lens the mainstay of visual rehabilitation, CL designs (8 mins) : **Arun Kumar Jain**
6. When should keratoplasty be done (8 mins) : **Jadeja Jagruti Navalsinhji**
7. IOL power calculation in eyes with Keratoconus (8 mins) : **Amit Gupta**

Panel Discussion : (19 mins)



Retinal Emergencies For The comprehensive Ophthalmologist

Paritosh Arvind Kamdar

Date : 14-03-2024

Time : 14:45-16:00

Hall : Hall 3A Under Ramp (Level 0)

DAY 01- THURSDAY

This course seeks to create help the comprehensive ophthalmologist to mesh the often sinister and enigmatic isolated / cluster of symptoms pertaining to vision threatening retina and vitreous disorders, which, if detected and managed in time, could prevent blindness, as well as lead to surprisingly good outcomes. Fundus and Imaging findings that lead to detection of more sinister systemic diseases shall also be highlighted.

1. Sudden loss of vision...Wading my way to the diagnosis... (min 10) : **Deepti Kulkarni**
2. This patient is complaining of seeing Spots in his vision.. What's that? (min 10) : **Drushti Nirav Raichura**
3. What are true 'flashes' and what are not? (min 10) : **Vaidya Ashish R.**
4. Whitish/ yellowish veils seen on fundus examination... what am I dealing with?? (min 10) : **Sharad Bhomaj**
5. Red and/or yellow spots seen on Fundus examination... what's that? (min 10) : **Karobi Rani Lahiri**
6. Frankenstein Findings on Fundus examination and Imaging (min 10) : **Paritosh Arvind Kamdar**





IC63 - Surgical management of pediatric cataract-Video-based learning

Date : 14-03-2024

Time : 14:45-16:00

Hall : Hall 4A Under Ramp (Level 0)

Jagat Ram - Chandigarh

This course will elaborate on the nuances of pediatric cataract surgery through the demonstration of different surgical videos. It will include basics of pediatric cataract surgery for the novice surgeon, the basis of intra ocular lens power calculation, timing and placement of intra ocular lenses and tips for complicated pediatric cataract surgeries

1. Introduction to changing paradigms of pediatric cataract surgery (7 mins) : **Jagat Ram**
2. Basic steps of pediatric cataract surgery for a novice pediatric surgeon (12 mins) : **Parul Chawla Gupta**
3. IOL Power calculation simplified (12 mins) : **Lav Kochgaway**
4. Intraocular lens implantation in children-when to place and where to place? (12 mins) : **Jaspreet Sukhija**
5. Surgical tips and tricks for complicated pediatric cataract surgeries (12 mins) : **Jagat Ram**

Panel Discussion : (20 mins)





82nd Annual Conference of All India Ophthalmological Society, 2024



IJO – Livewire

Date : 14-03-2024

Time : 14:45-16:00

Hall : Hall 5A Under Ramp (Level 0)

DAY 01- THURSDAY

Live Panel Interaction on Points & Pearls for Successful Manuscript Writing Session II

Chairpersons: M Vanathi, Namrata Sharma & Santosh Honavar

Convenors: Harbansh Lal, Partha Biswas, Samar Basak

Moderators: Chandana Chakraborti, Sudipta Mitra

Discussion Thread: FAQs in Publishing Manuscript

Keynote:

Namrata Sharma – How to go about revision & rejection comments for your manuscript?

Publication Pearls:

Session 1: Santosh Honavar: All that you want to know about Publication Ethics

Session 2: Rohit Saxena: FAQs on Permissions required in research & research writing

Expert Panel:

Session 1: Manas Kr Bandopadhyay, Udayaditya Mukherjee, Khandakar Fariduddin, Anindya Gupta, Mousumi Banerjee, Aditi Johri, Parvez Siddique, Ankur Singh, Revathi Rajaraman, Anita Venugopal, John Sarkar, Vaishali Lokhande Une, Santosh Mahapatra

Session 2: Swati Mazumder, Prabisha Banerjee, Sripurna Ghosh, Chandrima Paul, Sayantan Ghosh, Rupak Roy, Ashis Majumdar, J S Bhalla, Richa Agrawal, Puja Bang, Tanie Natung, Saravana Bhava, Kavita Bhatnagar, Tulika Ghoshal, Anita Raghavan, Joyeeta Das, Tania Roy Bhadra

Participants:

Inviting

1. Faculty & Postgraduates engaged in Ophthalmic Academics
2. All interested in Publishing ophthalmic research manuscripts (case reports, photoessays, ophthalmic micimages, original articles, IJO videos)





IC52 - Recognising Glaucoma Masqueraders: Multi-Sub specialty Insights

Chandrima Paul - Kolkata

Date : 14-03-2024

Time : 14:45-16:00

Hall : Hall 6 (Mini Aud.) (Level 1)

In this course, glaucoma, retina, ophthalmic pathologist and neuro-ophthalmology specialists will provide practical guides on how to recognise glaucoma masqueraders on optical coherence tomography (OCT). The discussion will focus on findings that mimic glaucoma, from common OCT artifacts to retinal and neuro-ophthalmological conditions that affect the optic nerve cupping and thinning of the retinal nerve fiber layers. At the conclusion of this course, attendees will be able to detect (1) real disease from red & green disease (2) understand the pathophysiology of the optic nerve cupping from glaucoma, retinal and neurological conditions, (3) recognize common OCT artifacts that mimic glaucoma, (4) detect common neurological conditions causing the optic nerve cupping and OCT findings that mimic glaucoma and (5) distinguish between glaucoma and common retinal conditions that cause glaucomatous-like OCT abnormalities.

1. Real Disease (10 mins) : **Choudhury Sumit**
2. Pathophysiology of the optic nerve cupping from glaucoma, retinal and neurological conditions (10 mins) : **Shweta Tripathi**
3. Glaucoma Artifacts (10 mins) : **Chandrima Paul**
4. Neurological OCT findings that mimic glaucoma (10 mins) : **Subhrangshu Sengupta**
5. Retinal conditions that cause glaucomatous-like OCT abnormalities. (10 mins) : **Anujeet Paul**

Panel Discussion : (20 mins)





OCT: Will it be the new 'standard' in Ophthalmic Assessment?

Shashi Nath Jha

Date : 14-03-2024
Time : 14:45-16:00
Hall : Hall 7 (Mini Aud.) (Level 1)

DAY 01- THURSDAY

Since its introduction in 1990's, the technique of OCT has evolved markedly through various generations. The depth resolution has improved significantly. Swept source OCT has enabled the study of choroid along with retinal disorders. Oct angiography is virtually eliminating the need for invasive diagnostic modalities like FFA. In Neuro-ophthalmology OCT is recently proven to be a highly sensitive investigation. Moreover, use of OCT in glaucoma is well established now. This course will elaborate the paradigm shift in OCT technique, its interpretation and clinical use. Hence this instruction course is dedicated to elaborate its clinical applications.

1. Principle of OCT, Evolution and Basic Interpretation in retinal diseases (12 mins) : **Shashi Nath Jha**
2. OCT angiography- The additional information (min 12) : **Puneet Gupta**
3. OCT in Interface disorders (min 12) : **Anil Solanki**
4. OCT in Neuro-ophthalmology- An update (min 12) : **Anita Ganger**
5. OCT and glaucoma- Where we stand now? (min 12) : **Ritika Aggarwal**





IC534 - Different techniques for different grades and types of nucleus by Phacoemulsification.

Ragini Hasmukhray Parekh - Mumbai

Date : 14-03-2024
Time : 14:45-16:00
Hall : Hall 2 (Level 2)

Though Cataract removal technology is taking new shape every month, but phaco- emulsification is remains the gold standard of Cataract removal technologies from 1985 till date. But it has gone through so much of different technologies. So many premium iols are added to the armamentarium of ophthalmologist. So technically incision of phaco technique is reduced to 2.2 mm. Same time Astigmatic correcting lens are added. So Morden to day phaco technology is included in refractive technology. This course will deal with all the technologies in phaco emulsification to give incorrect 6/6 vision to almost all the patients. This course will deal with what technologies in phaco helps in different grades of cataract. From soft cataract to hard brown cataract with equally good results. This course also deal with sub-luxated cataract also. It will also include various types of high and lower end machine and how their technologies can be utilised according to grade and type of nucleus.

- | | | |
|----------------------------------------------------------------------------|---|-------------------------------------|
| 1. Different techniques of phaco emulsification in soft cataract (10 mins) | : | Ragini Hasmukhray Parekh |
| 2. Different phaco - techniques (10 mins) | : | Navneet Shamsundar Toshniwal |
| 3. Phaco- emulsification in Brown cataract (10 mins) | : | Lahane Tatyrao Pundlikrao |
| 4. Phaco- emulsification in sub -luxated cataract (10 mins) | : | Shirish Vishwasrao Thorat |
| 5. No Visco phaco emulsification (10 mins) | : | Gopal Arora |
| 6. Phaco - emulsification in Hyper- mature cataract (10 mins) | : | Lahane Tatyrao Pundlikrao |
| 7. Phaco - emulsification in intumescent cataract (10 mins) | : | Ragini Hasmukhray Parekh |

Panel Discussion : (5 mins)





IC484 - Non invasive biomarkers in retinal disorders

Rajesh Sahay - Lucknow

Date : 14-03-2024
Time : 14:45-16:00
Hall : Hall 2A (Level 2)

DAY 01- THURSDAY

Optical coherence tomography (OCT), OCT A, FAF are non-invasive, easily accessible imaging technique that enables diagnosing several retinal diseases at various stages of development. This instruction course discusses early findings as non-invasive imaging biomarkers for predicting the future development of selected retinal diseases, with emphasis on age-related macular degeneration dry and exudative, pachychoroid, diabetic retinopathy, Retinal vein occlusion & macular telangiectasia, CSCR, drug-induced maculopathies, hereditary macular disorders. By being able to predict the development of many conditions and start treatment at the earliest stage, we may thus achieve better treatment outcomes.

- 1. Diabetic retinopathy, biomarkers for predicting outcome (10 mins) : **Abhijit Chattopadhyay**
- 2. CSCR (10 mins) : **George J. Manayath**
- 3. RVO and macular telangiectasia (10 mins) : **Rajesh Sahay**
- 4. Optical biomarkers in drug induced maculopathies, HMD (10 mins) : **K. Naresh Babu**
- 5. Biomarkers in ARMD, Pachychoroid all that one needs to know (15 mins) : **Saravanan VR**

Panel Discussion : (15 mins)





FREE PAPER

Trauma - I

Chairman : Jignesh Bhaichand Taswala
Co-Chairman : Gaurav Kapoor
Convenor : Sangeet Mittal
Co-Convenor : Nitin Vasant Vichare
Moderator : Obuli N. Ramachandran

Date : 14-03-2024
 Time : 15:05-16:20
 Hall : Hall 2B (Level 2)

[FP13] - Demographic And Clinical Profile Of Intimate Partner Violence (IPV) Related Ocular Injuries; **Chief & Presenting author** : Ria Utpal Majumder (R23027)

[FP137] - Sewing the Cleft; **Chief & Presenting author** : Manisha Agarwal (A07736)

[FP227] - Knowledge, Attitude & Practices regarding Ocular Protection during Gardening among Urban Homemakers; **Chief & Presenting author** : Sony Sinha (S08147), Prateek Nishant

[FP404] - Pinch and Snip Technique for removal of Conjunctival Foreign Bodies; **Chief & Presenting author** : Abhijeet Beniwal (B22368), Namrata Sharma, Akshaya Balaji, Rahul Kumar Bafna

[FP610] - Ocular injury in road traffic accidents and its management in a tertiary hospital in central odisha; **Chief & Presenting author** : Sangita Basantaray (B14909), Prasanta kumar Nanda, Santosh Jajodia, Prajna Paramita Pradhan

[FP715] - Vitrectomy in eyes with penetrating keratoplasty; **Presenting author** : Sahil Jain (S18008), Chief author : Ashok Sharma, Ashok Sharma

[FP721] - Firecracker Induced Ocular Trauma: Trend during and after COVID 19 – A Multicentric Study; **Chief & Presenting author** : Rashmita Ravisankar

(R22759), Josephine Christy S

[FP1067] - A Silent Threat: Chemical Injury Induced Disc Edema; **Chief & Presenting author** : Shubhangi Mahesh (S28199), Simran, Gargi Apte, Gayatri Bhonsale

[FP1169] - Advance, rotate and back it out: A novel technique for barbed fishhook removal from the eye; **Chief & Presenting author** : Sitesh Vats (S20644), Aditya Rajan, Amit Kumar, Bhawesh Saha

[FP1546] - A Tale Of Two Traumas -Visual Outcomes In Closed Globe Injuries With And Without Head Trauma; **Chief & Presenting author** : Mariya Banu Ranjini Sridharan (M27145), Barath Arjun, Venkatesh S., Samarapuri Amaranathan

[FP1557] - Analysis Of Placing Prophylactic Encircling Scleral Buckle With Primary Repair In Open globe injury.; **Chief & Presenting author** : Gitumoni Sharma (S12413), Sagarmoy Purkayastha

[FP1691] - Impact of Glaucoma on Vision in children after Blunt Trauma: An Ocular Trauma Score based Study; **Chief & Presenting author** : Shah Chintan Mukeshkumar (K20664), Salma Tabani, Pradhnya Wasule

Each talk is 5 mins

Keynote Address (6') :
 AIOS - Trauma Award 2023-D.O.T.S : Documenting Trauma with Smartscope Kit
 Prithvi Chandrakanth (C22539)

A. P. State Ophthalmological Society (5') :
 Anterior Segment OCT to diagnose occult scleral tear - Novel non invasive technique.
 Bhavik (P16991)





IC45 - Phacoemulsification- Basics to Complex Cases

J. S. Titiyal - New Delhi

Date : 14-03-2024

Time : 14:45-16:00

Hall : Hall 1 (Main Aud.) (Level 4)

DAY 01- THURSDAY

The instruction course will discuss step by step surgical steps of phacoemulsification and provide surgical pearls to achieve optimal outcomes in routine and complex situations. Management of intumescent white cataract will be discussed with an emphasis on tackling cases with raised intralenticular pressure. Tips to achieve a central continuous curvilinear capsulorhexis shall be imparted along with management of fibrotic capsules, paediatric rhexis and capsular tears. Use of capsular hooks and pupil expansion rings will be demonstrated in cases with small pupil and intraoperative floppy iris syndrome. Video based demonstration of challenging case scenarios will be performed, including subluxated nucleus with varying extent of subluxation and grade of nuclear sclerosis, hard cataracts, post-refractive surgery cataracts (post-RK/post-LASIK/ post-phakic IOL) and posterior polar cataracts with/without nuclear sclerosis, highlighting the role of femtosecond laser technology.

1. Phacoemulsification in white cataract (10 mins) : **D. Ramamurthy**
2. Phacoemulsification in hard cataract (10 mins) : **Mahipal S.Sachdev**
3. Phacoemulsification in subluxated lens (10 mins) : **J. S. Titiyal**
4. Phacoemulsification in posterior polar cataract (10 mins) : **Vasavada Abhaykumar Raghukar**
5. Phacoemulsification in extended rhexis and PCR (10 mins) : **Arup Chakrabarti**
6. Phacoemulsification in small pupil (10 mins) : **Suven Bhattacharjee**
7. Phacoemulsification in post-refractive surgery (10 mins) : **Partha Biswas**

Panel Discussion : (5 mins)





FREE PAPER

Cornea - IV + Semifinal

Chairperson : Arundhati Anshu
Co-Chairman : Audrey Rostov
Convenor : Rajendra Prasad
Co-Convenor : Shizuka Koh
Moderator : Murthy Somasheila I.

Date : 14-03-2024
Time : 14:45-16:25
Hall : Hall 1A (Level 4)

[FP1982] - Unlocking New Horizons in Keratoconus Treatment with Gene Therapy; **Chief & Presenting author** : Pooja Khamar (K17849), Rohit Shetty

[FP1994] - Evaluation of donor corneas from deaths due to systemic malignancies for use in cornea transplant; **Chief & Presenting author** : Harsha Nagaraja (N26830), Rohit Shetty, Ameeta Koul, Shruthi Mk

[FP2273] - Predicting prognosis of fungal keratitis from tear biomarkers; **Chief & Presenting author** : Anshupa Patnaik (A21929), Lalitha Prajna, Prajna N.V.

[FP2487] - An innovative low cost dry eye treatment; **Chief & Presenting author** : Ankit Agrawal (A19699), Sameeksha Agrawal, Krishna Kumar Agrawal

[FP2502] - Role Of Anterior Segment Optical Coherence Tomography In Evaluation Of Fungal Keratitis; **Chief & Presenting author** : Vivek Nimje (N26674), Jawahar Jyoti Kuli

[FP2884] - Neem Oil: A Novel Natural Therapy For Demodectic Ocular Surface Disorders; **Chief & Presenting author** : Divya Nachammai N (D23783), Mangala P, Revathi Rajaraman

[FP2941] - Combined Corneal Wavefront guided Transepithelial PRK+ CXL (in mild - moderate keratoconic Indians); **Chief & Presenting author** : Stuti Shah (S25635), K V Satyamurthy, Aniket Shastri, Navya C

[FP2948] - Clinical outcome of large diameter penetrating keratoplasty in patients with anterior staphyloma; **Chief & Presenting author** : Jaishree Lilani (J22457), Ashok Kumar, Gautam Singh Parmar

[FP3162] - Individualized Corneal Cross in Ultrathin Corneas: The Sub400 Protocol in Indian population; **Chief & Presenting author** : Sonali Prasad (S23332)

Each talk is 5 mins



FREE PAPER

Vitreous Retinal Diseases - III

Chairpersons : Ajit Babu Majji, S.Natarajan
Convenors : Gopal S. Pillai, Dhanashree Ratra
Moderator : Sourav Sinha

Date : 14-03-2024
Time : 14:45-16:00
Hall : Hall 1B (Level 4)

DAY 01- THURSDAY

[FP655] - A study on pseudophakic cystoid macular edema (PCME) rates in different intraocular lens used; **Chief & Presenting author : Indradip Basak (B27345)**, Mondal Lakshmi Kanta

[FP657] - Serratia marcescens endophthalmitis: the curious cases of pink hypopyon; **Chief & Presenting author : Madhurima Kumar (M26350)**, Sankha Subhra Chaudhuri

[FP658] - DAVS versus conventional analog microscope:our experience at tertiary care centre in eastern india; **Chief & Presenting author : Rishabh Mishra (M27295)**, Oishwarya Chakraborty

[FP740] - Staged surgery approach for Intractable Haemorrhage during Diabetic Vitrectomy; **Chief & Presenting author : Toshit Varshney (V22040)**, Swikruti Jena, Muthu Krishnan Vallinayagam, K. Naresh Babu

[FP747] - Eyes Are The Window To The Soul: Chronic Csr As The Presentation Of A Pituitary Tumor; **Chief & Presenting author : Shweta Singh (S26750)**, Avnindra Gupta, Lalit Verma, Gaganjeet Singh Gujral

[FP997] - Advanced glycation end products are biomolecular biomarkers of proliferative diabetic retinopathy; **Chief & Presenting author :**

Nibha Mishra (M15398), Sandeep Saxena

[FP1038] - "Expect The Unexpected" FTMH Formation Following Intravitreal Ranibizumab Inj In Rvo. A Case Series; **Chief & Presenting author : Shouvik Dan (D17950)**, Dinesh Rungta, Boral Subhendu Kumar

[FP1149] - Surgical outcomes in pediatric rhegmatogenous retinal detachment- A comparative study; **Chief & Presenting author : Ananya Goswami (A22365)**, Muthu Krishnan Vallinayagam, Toshit Varshney, K. Naresh Babu

[FP1447] - Suprachoroidal PRP injections- An innovative approach in management of Retinitis Pigmentosa; **Chief & Presenting author : Perwez Khan (K11232)**

[FP1910] - Comparing Severity And Treatment In Rop In Preterm Following Assisted Versus Spontaneous Conception; **Chief & Presenting author : Subodh Singh (S14644)**, Swarnim, Rashi Verma, Deepika Khedia

[FP1997] - Short term PFCL endotamponade for Giant Retinal Tear associated Rhegmatogenous Retinal Detachment; **Chief & Presenting author : K. Naresh Babu (B11937)**, Kim Ramasamy, Bhavani S., Muthu Krishnan Vallinayagam

Each talk is 5 mins

Keynote Address (6') :
AIOS – S Natarajan Award 2023- Novel Genotype-Phenotype Correlation and Exploring Potential for Gene Therapy in Stargardt Disease
Poornachandra B

Uttarakhand State Ophthalmological Society (5') :
PFCL assisted full thickness macular hole closure: Comparison and outcomes
Chintan (D20236)





FREE PAPER

External Eye & Ocular Surface Disease - II + Semifinals

Chairman : Sanjay Kumar Daulat Thakur
Co-Chairman : Ravi Ranjan
Convenor : Prangya Panda
Co-Convenor : Veena Benswarup P
Moderator : Sharad Shegaonkar

Date : 14-03-2024
 Time : 08:30-09:45
 Hall : Trade Hall A (Trade Area Level 1)

[FP981] - Ophthalmologic profile of patients with systemic sclerosis: a cross sectional study in 200 eyes; **Chief & Presenting author** : Sandeep Choudhary (C25144), Pankaj Gupta

[FP1530] - Correlation of AS-OCT features with histopathology of conjunctival lesions; **Chief & Presenting author** : Sharath Kumar Thirumanwar (T24476), Janarthanam Jothi Balaji, S. Krishnakumar, Rama Rajagopal

[FP1642] - Sublingual immunotherapy (SLIT) and its role in management of Keratoconus (KC) and ocular allergy; **Chief & Presenting author** : Durgalaxmi Modak (D23965), Sharon Dsouza, Pooja Khamar, Rohit Shetty

[FP1793] - Role of skin prick test in Allergic eye diseases; **Chief & Presenting author** : Divya Katta (D26652), Mahathi Vankireddi

[FP2241] - Pterygium and OSSN: Just masquerades or more? **Chief & Presenting author** : Shruthi Mk (S26908), Rohit Shetty, Harsha Nagaraja

[FP2348] - Development and testing of a low cost dry eye diagnostic device; **Chief & Presenting author** : Bhaskar Ray Chaudhuri (R07085), Vinay B. Agrawal

[FP2352] - Surgical approaches and their effectiveness in the management of Alkali burn patients: Case series; **Chief & Presenting author** : Ankita Singh (A23463), Balmukund Agarwal, Sangeeta Kalita

[FP2379] - Outcomes of Minor Salivary Gland Transplantation in Severe dry Eye Disease Secondary to SJS; **Chief & Presenting author** : Vishal Kumar (K22351), Prafulla Kumar Maharana, Namrata Sharma

[FP2412] - Comparison of topical 0.1% olopatadine and 0.05% azelastine in treatment of allergic conjunctivitis; **Chief & Presenting author** : Swethasri Rayapu (S22561)

[FP3012] - A study of correlation of severity of meibomian gland dysfunction with serum lipid profile; **Chief & Presenting author** : Tinal Wankhade (T28399), Agarwal Manojkumar

[FP3045] - Safety and efficacy of topical Tacrolimus vs dexamethasone for sub epithelial infiltrates; **Chief & Presenting author** : Taruni Kumari (K23779), Shefa Habib, Suchitra Kumari, Antabha Bandyopadhyay

[FP275] - Retro conjunctival RF cautery with a fine needle for Conjunctivochalasis-A novel surgical technique; **Chief & Presenting author** : Venkataprabhakar Guduru (G18472), Deepika Makam

Each talk is 5 mins

U.P. State Ophthalmological Society (5') : Comparison of 20% Autologous platelets rich plasma Versus Conventional treatment in moderate to severe y eye Shubhi Sachan (S28291)

Jharkhand Ophthalmological Society (5') : Digital screen time and sleep deprivation- a concern for dry eyes among medical students. Shitala Yumnam (S26323)

Keynote Address (6') :

AIOS - K.C. Singhal Award 2023-Topical Human Immunoglobulin as Adjunct Therapy in Refractory dry Eye Disease
 M Vanathi (V07265)





FREE PAPER

Community / Social Ophthalmology - III + Semifinals

Chairman : Mita Joshi, Shubhangi Sathe
Convenor : Sumita Mohapatra,
Rudra Prosad Ghosh
Moderator : Deepa Ajit Kumar

Date : 14-03-2024
Time : 15:10-16:40
Hall : Trade Hall B (Trade Area Level 1)

DAY 01- THURSDAY

[FP22] - Visual Rehabilitation in Low Vision patients with Living Space Modification and Household tools; **Chief & Presenting author : Ashwini Kumar (K09582)**

[FP1933] - Study of the prevalence and risk factors for dry eye in adults over 40 years of age in India; **Chief & Presenting author : Radhika Tandon (R03880)**, Praveen Vashist, Vivek Gupta, Sarath S;

[FP1934] - Essentiality Of Universal Neonatal Eye Screening; **Presenting author : Priyanka Gund (P28227)**, Chief author : Smita Singh, Gaurav Malwe, Ajay Kumar Shukla, Navneet Chhabda

[FP1937] - The pervasiveness and frequency of Retinopathy of Prematurity in a Tertiary centre in Tamil Nadu; **Chief & Presenting author : Ayshwaria Basker (A24279)**, Venkat Meghana Bhi-manadham

[FP1940] - Teleconsultation: Ophthalmology reaching every nook and corner; **Chief & Presenting author : Ankeeta Thali (A23685)**, Vandhana Sundram, Jagadeesh Kumar Reddy K.

[FP2081] - Harnessing AI to prevent ROP blindness: A Real-world study; **Chief & Presenting author : Divya Rao (R18057)**, Anand Vinekar

[FP2325] - Association of postnatal risk factor with progression of ROP in preterm twin neonates; **Chief & Presenting author : Rajwinder Kaur Bhattal (B14000)**

[FP2536] - Early Detection of Ethambutol-Induced Visual Impairment: A Macular Imaging Perspective; **Presenting author : Nila Chenthil (N27808)**, Chief author: Ravi Vaishnavi, Venkata Sai Sweeya Donepudi, Monika Singh, Ayshwaria Basker

[FP2568] - Revolutionizing Ocular Tuberculosis Treatment: COTS Calculator Optimization for Improved Outcomes; **Chief & Presenting author : Gazal Patnaik (P18593)**, Jyotirmay Biswas, Rupesh Agrawal, Vishali Gupta

[FP2830] - A case series of acute conjunctivitis epidemic presenting in a tertiary care centre; **Chief & Presenting author : Tannabi Deka (T28136)**, Suranjana Hazarika Chaliha, Himanto Nath Hazarika

[FP3117] - An innovative technique of managing occult wooden orbital foreign bodies; **Chief & Presenting author : Jayanta Kumar Das (D07473)**

Each talk is 5 mins

Keynote Address (6'):

AIOS - Community / Social Ophthalmology Award 2023 - Smartscope Kit : A Portable Eye Hospital for Screening in Outreach Camps
Hirika Gosalia (H24659)





GEGC session AIOC 2024

Genetic implications of eye diseases – What every ophthalmologist should know?

Date : 14-03-2024

Time : 14:45-16:00

Hall : AIOC THEATRE 1 (Trade Area Level 1)

The Global Eye Genetics Consortium is an international organisation with spreading knowledge and awareness about genetic eye disorders as one of its key goals. Whether we realise it or not, nearly half of the patients we see in our clinic are affected with a disorder which has a direct or indirect genetic implication. The eye is the second most common organ after brain to be affected by genetic disease. They may be single gene disorder like retinitis pigmentosa or pediatric cataract or multifactorial disorder like myopia or diabetic retinopathy. Often there are systemic implications of genetic disorders requiring referral to other subspecialties. The clinical and molecular diagnosis of genetic disorders is improving at a fast pace. The modalities of understanding the pathogenesis and the avenues of treatment of these disorders via gene therapy are increasing day by day. It is imperative that an ophthalmologist is aware of the genetic basis of the common and uncommon eye conditions to make a precise diagnosis, appropriate and timely referral, perform genetic counselling, advise genetic testing and manage accordingly.

- | | | |
|---------------------------------------------------------------------------------|---|-------------------------|
| 1. Introduction to GEGC (5 mins) | : | S Natrajan |
| 2. Anterior segment and whole globe anomalies (10 mins) | : | Shailja Tibrewal |
| 3. Developmental glaucomas (10 mins) | : | Suneeta Dubey |
| 4. Insights to diagnosis and treatment of Inherited Retinal disorders (10 mins) | : | Praveen Sen |
| 5. Implications of a Genetic diagnosis in Retinoblastoma (10 mins) | : | Sima Das |
| 6. What more can we offer (10 mins) | : | Dipanjana Datta |
| 7. What's new in the world of therapeutics in Genetic disorders (10 mins) | : | S Natrajan |
| 8. Rare Eye Diseases and Genetics in Clinician practices (10 mins) | : | Mohita Sharma |

Panel Discussion : (15 mins)





AIOS General Awardees 2023

Chairpersons : Harbansh Lal, Samar Basak, Partha Biswas, Lalit Verma

Co-Chairpersons : Santosh Honavar, Manoj Mathur, Prashant Bawankule, M Vanathi, Kp Kudlu

Panelists : Somasheila Murthy, JS Bhalla, Pradip Mohanta, Piyush Bansal, Vardhaman Kankariya, Amit Porwal, Fairouz Manjandavida

Moderator : Namrata Sharma

Date : 14-03-2024

Time : 16:00-16:45

Hall : Hall 3 (Level 0)

DAY 01- THURSDAY



1. AIOS-P Siva Reddy International Award (Joint Award)

Double-head pterygium excision with modified vertically split-conjunctival autograft: Six-year long term retrospective analysis : **Shresha Kumar K**

2. AIOS-P Siva Reddy International Award (Joint Award)

Evolution and widespread use of an affordable aqueous Drainage Implant : **George V Puthuran**



3. AIOS – CN Shroff Award

For contribution both qualitative and quantitative in nature in the posterior segment of the eye : **P Mahesh Shanmugam**





IC593 - Retina essentials for the General ophthalmologist

Tinku Bali

Date : 14-03-2024

Time : 16:30-17:15

Hall : Hall 4 (Level 0)

This session focuses on retinal issues pertinent to general ophthalmologists, providing a comprehensive overview of common retinal conditions encountered in clinical practice. Emphasis is placed on equipping general ophthalmologists with the practical knowledge and skills necessary to effectively identify, diagnose, and manage retinal issues.

1. OCT - what an anterior segment surgeon should know ? : **Tinku Bali**
2. Screening the peripheral retina : how important is it before cataract surgery ? : **Chaitra Jayadev**
3. How to recognise and manage vein occlusions ? : **Mallika Goyal**
4. Diabetic retinopathy for the anterior segment surgeon : **Tinku Bali**
5. Common macular pathologies you should not miss before cataract surgery : **Vinod Kumar**
6. Common posterior segment inflammatory conditions : **Mudit tyagi**
7. Cataract with uveitis -What to do ? : **Abhilasha Baharani**
8. Intravitreal injections - how anterior segment surgeons can add to their practice ? : **Ashish Lall**

Each talk is 8 mins

Keynote Address by Ingu Kang: The incidence of ocular trauma in Choongnam regional trauma center of South Korea(10')





Cataract & Refractive Surgery : Current Concepts

Chairpersons : Uday Devgun, Boris Malyugin,
Haripriya Aravind
Co-Chairperson : Ajay Sharma
Panelists : Dharmendra Nath, PK Chowdhury

Date : 14-03-2024
Time : 16:15-18:00
Hall : Hall 5 (Level 0)

DAY 01- THURSDAY

1. Physiological IOP based phaco surgery : New standard of care : **Abhay Vasavada**
2. Optical biometer with image guidance: The way forward : **Vaishali Vasavada**
3. Reaping Advanced Microscope benefits to your benefit : **Jatinder Wahi**
4. Managing complicated cases with advanced Phaco technologies : **Haripriya Aravind**
5. Phacoemulsification in eyes With Incomplete Capsulorrhexis : **Prakash Kumar Chowdhury**
6. The patient friendly new generation PC IOLs : **Shail Vasavada**
7. Managing Iris during Phaco : Taming the dark horse! : **Mohit Khatri**
8. Post ICL cataract surgery by FLACS : **Ajay Sharma**
9. Sri Ganesh's triad-Step by step of iStent implantation : **Sri Ganesh**
10. iStent inject W – Indian experience : **Rishi Swaroop**





VISION 2020: The Right to Sight

Date : 14-03-2024

Time : 16:00-17:15

Hall : Hall 8 (Glass Room 1) (Level 0)

Chairperson : Gullapalli N.Rao
Co-Chairperson : Namrata Sharma
Moderator : Praveen Vashist, Kaushik Murali
Panelists : Rohit Saxena, Suma Ganesh, Sumita Agarkar

1. Introduction to the session : **Rajesh K. Saini**
2. Uncorrected Refractive errors - Global priorities & challenges : **Gullapalli N. Rao**
3. SPECS & eREC – more than alphabets that meet the eye! : **Padma Paul**
4. Vision screening program for school children – what works? : **Harpreet Kaur Kapoor**
5. Govt. initiatives & strategies for achieving effective refractive error coverage : **Praveen Vashist**
6. Overview of refractive surgical procedures : **Amit Gupta**

Myopia prevention & control

Moderator : Kaushik Mural

Panelists : Rohit Saxena, Suma Ganesh, Sumita Agarkar, Pavan Kumar Verkicharla

Discussion & wrap up : Mr. Phanindra Babu

Keynote address: Uncorrected Refractive errors - Global priorities & challenges - Dr. G.N. Rao ,Found-er-Chair, LV Prasad Eye Institute, Hyderabad





Presbyopia correcting IOLs - The right choice for my patients!

Reena Sethi

Date : 14-03-2024
Time : 16:00-17:15
Hall : Glass Room 2 (Level 0)

DAY 01- THURSDAY

As senior citizens who undergo refractive cataract surgery, presbyopia is the last milestone to be conquered the IC will address:

- (1) Patient selection / counselling
- (2) Choice of surgery/ incision/ iol implantation
- (3) Optical biometry/ intraoperative aberometry
- (4) Optimising post operative outcome by choosing the right iol
- (5) Managing post operative result / surprise

1. IOL power calculation for optimum results (8 mins) : **Aditya Sethi**
2. Understanding and resolving presbyopia : The aravind experience (8 mins) : **HariPriya Aravind**
3. Choosing the right IOL - EDOF vs TRIFOCALS (8 mins) : **Reena Sethi**
4. Preparing and understanding the patient's needs : Pearls for optimal satisfaction (8 mins) : **Shail Vasavada**
5. Optimising patient outcomes with extended range of vision IOL's : My experience (8 mins) : **Suhas Haldipurkar**
6. Newer tools / techniques to optimise and eliminate presbyopia in cataract surgery (8 mins) : **Om Parkash Rohit**
7. The OPI of resolving presbyopia with newer age IOL's : My experience (only science (8 mins) : **Mohan Rajan**





PENTATHLON : AIOC 2024

DAY 01 - THURSDAY

Session Moderators:

Doel Biswas and Sugato Paul

Scorer:

Tulika Ghoshal

5 Judges:

Lalit Verma, Partha Biswas, Quresh Maskati, Sundaram Natarajan, Somasheila Murthy

Date : 14-03-2024

Time : 16:00 -17:15

Hall : Hall 3A Under Ramp (Level 0)

5 TEAM CAPTAINS :

- EYE CANDIES** : Devi Aiswarya Das
- EYE POPPERS** : Rajesh M Chowdhury
- EYE CATCHERS** : Tinku Bali
- EYE OPENERS** : Anagha Horror
- EYE WASHES** : Rashmin Gandhi

THE TEAMS:

Team EYE CANDIES

- Sanghamitra Kanungo : Video
- Gazal Patnaik : Rapid fire quiz
- Devi Aiswarya Das (Captain) : Extempore
- Speech
- Richa Gupta : Unscramble
- Sunandini Bose : Celebrity Eyes

Team EYE POPPERS

- Anurag Mishra : Video
- Surabhi Chattree : Rapid fire quiz
- Rajesh Majumdar Chowdhury (Captain) : Extempore
- Speech
- Asish Majumdar : Unscramble
- Rudra Prosad Ghosh : Celebrity Eyes





PENTATHLON : AIOC 2024

DAY 01- THURSDAY

Team EYE CATCHERS

Tinku Bali (Captain)	:	Video
Prafulla Maharana	:	Rapid fire quiz
Mohan Rajan	:	Extempore Speech
Ashish Lall	:	Unscramble
Ikeda Lal	:	Celebrity Eyes

Team EYE OPENERS

Anagha Heroor (Captain)	:	Video
Saurabh Patwardhan	:	Rapid fire quiz
Kumar Doctor	:	Extempore Speech
Santosh Bhide	:	Unscramble
Aarti Heda	:	Celebrity Eyes

Team EYE WASHES

Samaresh Srivastava	:	Video
Akshay Nair	:	Rapid fire quiz
Soumya Nanaiah	:	Extempore Speech
Devendra Venkatramani	:	Unscramble
Rashmin Gandhi (Captain)	:	Celebrity Eyes

OPHTHALMIC PENTATHLON RULES:

1 MINUTE VIDEO :

- 1) 1-minute scientific video (original work by presenter)
- 2) Marked by judges
- 3) Marking on: 25 marks judged on Content, Quality of video, Presentations, Time Impact & Wow Factor

1 MINUTE RAPID FIRE QUIZ:

- 1) 10 Questions in all
- 2) 10 marks for right answer
- 4) Minus 5 marks for wrong answer
- 5) As many of the 10 questions you can answer in 1 minute





PENTATHLON : AIOC 2024

JUST-A-MINUTE EXTEMPORE SPEECH:

- 1) Speak nonstop for 1 minute
- 2) Topic you will pick from chits just 30 seconds before you start
- 3) You have to speak on the topic whether you agree with it or not
- 4) No repetition of sentences, no pauses
- 5) Topics will be non-academic but related to medical science
- 6) Marked by judges- 25 marks
- 7) Marked on:Content (how closely you follow topic) & Eloquence

SCRAMBLE UNSCRAMBLE:

- 1) 10 ophthalmic words will be jumbled up
- 2) Unscramble and Identify as many terms as you can within 1 minute
- 4) 5 marks for every correct answer
5. No negative marking

IDENTIFY – THE – CELEBRITY EYE

- 1) 1 pair of eyes will be shown
- 2) If you can guess the celebrity from the eyes you score 25 marks
- 3) If you cannot guess, a small strip of the face will be exposed
- 4) In total there will be 5 strips and with each exposure, marks you can score decrease by 5
- 5) Minus 5 marks for a wrong guess



IC51 - Again and again and again..... Re-surgery in Strabismus

Shubhangi Bhave - Nagpur

Date : 14-03-2024

Time : 16:00-17:15

Hall : Hall 4A Under Ramp (Level 0)

DAY 01- THURSDAY

Incomplete alignment due to under-correction or overcorrection in strabismus surgery can be seen even in the most experienced hands. They result in suboptimal binocular visual outcomes and patient dissatisfaction. Such cases need repeat surgery for optimal alignment. Present course aims at elaborating on various steps to get good results in re-surgery for different types of strabismus entities. All the instructors are experienced strabismus surgeons and have handled many re-surgeries for various strabismus cases. Through case discussions, photos and surgical videos, they shall share ways to get optimal alignment outcomes in re-surgeries. Through panel discussion, audience can clear their doubts about improving post-operative results in strabismus surgery.

- | | | |
|----------------------------------------------------------------|---|------------------|
| 1. Managing Residual Exotropia (12 mins) | : | Suma Ganesh |
| 2. Managing Residual Esotropia (12 mins) | : | Rishikesh Mayee |
| 3. Managing Residual Vertical / Oblique Deviation (12 mins) | : | Shubhangi Bhave |
| 4. Managing Residual Deviation in Paralytic Squint (12 mins) | : | Rohit Saxena |
| 5. Managing Residual Deviation in Restrictive Squint (12 mins) | : | Ramesh Kekunnaya |

Panel Discussion : (15 mins)





IC291 - Masterclass on Diabetic Retinopathy : Basics and beyond, A Step by Step Approach

Ajay Aurora - Noida

Date : 14-03-2024

Time : 16:00-17:15

Hall : Hall 5A Under Ramp (Level 0)

There is a growing epidemic of Diabetes mellitus and we are expecting large number of cases of Diabetic Retinopathy (DR) . This course will present a stepwise approach in managing DR from the basics to the recent developments . You will learn about :1) Clinical tips of early diagnosis of PDR and the role of multi-modal imaging 2) Pathophysiology of DR and importance of metabolic control 3) Learnings from the clinical trials 4) Anti VEGF: which, why and when? 5) Role of Steroids: When to administer and available options 6) Role of Lasers, different types (Conventional, Micro pulse, Navilas) and their pros & cons 7) Vitrectomy in DR : indication timing and technique 8) Nuances of Cataract Surgery in DR 8) How will AI shape our approach in DR ? We will present some everyday clinical situations and discuss with multimodal imaging and videos amongst the attendees and panelists. At conclusion we will present an algorithmic approach enabling attendees manage DR confidently in their set-up.

1. Introduction of Course, Current Epidemiology of in India and Imaging in DR (10 mins) : **Ajay Aurora**
2. Role of Anti VEGF in DR (8 mins) : **Dinesh Talwar**
3. Current Role of Laser in DR in the anti VEGF era (8 mins) : **Bhuvan Chanana**
4. How I manage DME : including role of Steroids and Lasers (8 mins) : **Vishal Agrawal**
5. Vitreoretinal Surgery in PDR: timing, technique and tips (8 mins) : **Lalit Verma**
6. Cataract Surgery in DR : timing, technique and choice of IOL (8 mins) : **Ritu Aurora**
7. AI in Diabetic Retinopathy: Current Status and Future prospects (8 mins) : **Rajiv Raman**

Panel Discussion : (17 mins)





Optical Coherence Tomography & Artificial Intelligence in Glaucoma

Chairpersons : BK Nayak, Sanjay Asrani,
Sagarika Patyal, Deepak Mishra, Gazella Bruce

Date : 14-03-2024
Time : 16:00 -17:15
Hall : Hall 6 (Mini Aud.) (Level 1)

- | | | |
|-----------------------------------------------------------------|---|--------------------------|
| 1. Application of artificial intelligence in Glaucoma (12 mins) | : | Sudipto Bhatta |
| 2. An update on visual fields in glaucoma (12 mins) | : | Deepak Edward |
| 3. How to use OCT in a Glaucoma Clinic (12 mins) | : | Steven Mansberger |
| 4. Red Disease - Artefacts in OCT imaging (12 mins) | : | Sanjay Asrani |
| 5. Case studies with audience interaction (12 mins) | : | Tanuj Dada |

Panel Discussion : (17 mins)

DAY 01- THURSDAY





What will you do?

Date : 14-03-2024

Time : 16:00-17:15

Hall : Hall 7 (Mini Aud.) (Level 1)

Moderator : T. P. Lahane

This session includes the common situations faced by an ophthalmologist in day to day practice. There are still common diseases in ophthalmology, the treatment of which varies amongst every ophthalmologist. We will discuss these disease scenarios with experts of the subjects and try to provide a clear perspective.

PANEL (Case Presentation)

Shital Munde - Squint and Neuro-ophthalmology

Sachin Dharwadkar - Glaucoma

Ashish Ahuja - Retina

Zain Khatib - Refractive

Sumeet Lahane - Cornea and Ocular Surface

Mrittika Sen - Ocular Oncology and Oculoplasty

Neeraj Israni - Cataract and IOL

EXPERTS

Parikshit Gogate, B K Nayak

Quresh Maskati, Keiki Mehta

Namrata Sharma, Lalit Verma

Mahipal Sachdev, Ragini Parekh

Manish Shah, Rashmin Gandhi

Nikhil Gokhale, Santosh Honavar

Jagat Ram, Mangat Dogra



IC450 - Hot Debates In Cataract Surgery

Date : 14-03-2024
Time : 16:00-17:15
Hall : Hall 2 (Level 2)

DAY 01- THURSDAY

Bharti Kashyap - Ranchi

We face these intriguing situations in our everyday practice. We will discuss a lot of relevant situations in cataract surgery in day to day practice where there are dilemmas as to which technology to use, which IOL to use. There are situations like when a 50 years old wants spectacle independence, we are in two mind whether to go for clear lens extraction or presbyopic IPCL, when a patient comes with early cataract and fuch's dystrophy again we are in dilemmas, whether to do combined surgery or go for cataract extraction alone. In the situation of pseudoexfoliation and hard cataract with astigmatism we are in intriguing situation whether to go for Toric IOL or Monofocal IOL alone. There are a lot of debates on Femto Laser Capsulorhexis versus Zepto Capsulorhexis versus. There will be a lot of take home messages from this IC.

- | | | |
|---------------------------------------------------------------------------------------------|---|--------------------------------|
| 1. 50 Year old wants Spectacle Independence - Clear Lens Extraction (6 mins) | : | Harbansh Lal |
| 2. 50 Year old wants spectacle independence - Presbyopic IPCL (6mins) | : | Madhu Uddaraju |
| 3. Combined Surgery in Fuch's with Early Cataract (6 mins) | : | Madhu Uddaraju |
| 4. Cataract Surgery alone in Fuch's with Early Cataract (6 mins) | : | Nidhi Gajendragadkar |
| 5. Toric IOL Implantation in Pseudo Exfoliation with Hard Cataract and Astigmatism (6 mins) | : | Birendra Prasad Kashyap |
| 6. Monofocal IOL in Pseudo Exfoliation with Hard Cataract and Astigmatism (6 mins) | : | Madhu Uddaraju |
| 7. Zepto assisted Capsulorhexis in Intumescent White Cataract (6 mins) | : | Sujoy Samanta |
| 8. Femto Laser assisted Capsulorhexis in Intumescent White Cataract (6 mins) | : | Bharti Kashyap |
| 9. Monofocal IOL implantation in Unilateral Cataract (6 mins) | : | Sujoy Samanta |
| 10. Trifocal IOL implantation in Unilateral Cataract (6 mins) | : | Subrata Kumar Mitra |

Panel Discussion : (15 mins)





Lamellar Kertoplasty – Basics & Beyond

Date : 14-03-2024
Time : 16:00-17:15
Hall : Hall 2A (Level 2)

Shreesha Kumar K.

This instruction course will be a comprehensive video assisted teaching course which will detail on the surgical technique involved in lamellar keratoplasty, both anterior and posterior ,managing intra & post operative complications to achieve optimal outcome.The Course would there by target the novice as well as the experienced surgeon in establishing the right concepts & ideas and refining themselves in this surgical technique.

1. Role of PK in todays practice (min 8) : **Neha Rathi**
2. Surgical techniques of DALK (min 8) : **Shreesha Kumar K.**
3. Complications of DALK – measures to optimize outcome (min 8) : **M. Vanathi**
4. Step by step -DSEK (min 8) : **Shreyas Ramamurthy**
5. DSEK-difficulties & management (min 8) : **Rajesh Sinha**
6. DMEK-true component corneal surgery (min 8) : **SK Basak**
7. Intra operative OCT in Lamellar corneal surgeries (min 8) : **Namrata Sharma**





FREE PAPER

Trauma - II + Semifinals

Chairperson : Jignesh Bhaichand Taswala
Co-Chairperson : Pankaj Varshney
Convenor : Purendra Bhasin
Co-Convenor : Kavita Anand Dhabarde
Moderator : Mandar Joglekar

Date : 14-03-2024
Time : 16:20 -17:45
Hall : Hall 2B (Level 2)

DAY 01- THURSDAY

[FP1861] - Stratifying risk factors affecting outcomes in open globe injuries using AI - 10 year data; **Chief & Presenting author : Gairik Kundu (K19615)**, Rohit Shetty, Sharon Dsouza

[FP2020] - Anatomical and visual outcomes in post-traumatic pediatric retinal detachment; **Presenting author : Divya N P (D26497)**, Chief author : Apoorva A.G., Giriraj Vibhute, Shrinivas M. Joshi, A.S. Guruprasad

[FP2041] - Anterior Segment-Optical Coherence Tomography In Management Of Close Globe Injury; **Chief & Presenting author : Uttara Rabi-das (U26625)**, Gogoi Rajendra Nath

[FP2197] - Clinical Profile And Outcomes Of Traumatic Endophthalmitis In children; **Chief & Presenting author : Raj Vador (V26006)**, Mehul Shah, Shreya Shah

[FP2525] - Vision Related Quality Of Life In Patients With Ocular Trauma; **Chief & Presenting author : Vedant Rajoriya (R25522)**, Raj Vador, Mehul Shah, Shreya Shah

[FP2589] - Traumatic Cataract: Clinical Profile & Prognostic Indicators of Visual Outcome in a Tertiary Centre; **Chief & Presenting author : Pragati Tiwari (P24322)**, Amit Raj, Prateek Nishant, Prabhakar Singh

[FP2617] - An Extremely Rare Case Of Human Bite Injury To The Eyelid; **Chief & Presenting author : Avadhi Ganasava (A27531)**, Riddhi Shah, Mehul Shah, Shreya Shah

[FP2668] - Clinical Profile Of Canalicular Eyelid Injury Because Of Mechanical Trauma; **Chief & Presenting author : Bhumi Chandarana (B22460)**, Deepak Tiwari, Mehul Shah, Shreya Shah

[FP2745] - Fish Hook Injuries: Largest Case Series Of 21 Cases With Various Techniques For Fish Hook Removal; **Chief & Presenting author : Sushank Bhalerao (B15515)**, Uma Thigale, Pratik Gogri, Sowjanya Vuyyuru

[FP2748] - Traumatic Optic neuropathy (TON) – A retrospective analytic Case series on treatment and outcome; **Presenting author : Reshma Kuruthukulangara Romanas (R27404)**, Chief author : Shubashree Karat, Riya Roy Manjooran, Darrin Jose Puthenpurackal, Neha Arora

[FP2906] - Taming the untamed - globe repositioning to the rescue! **Chief & Presenting author : Chinmayee J Thrishulamurthy (C12448)**

[FP2926] - Laser Induced Ocular Injuries; **Chief & Presenting author : Kshitij Raizada (R21801)**

Each talk is 5 mins

Haryana Ophthalmological Society (5') :
Clinico epidemiological profile of patients presenting with traumatic corneal lacerations at a tertiary healthcare center of North India.
Sanskriti Agarwal (S26777)





FREE PAPER

Vitreo Retinal Diseases - IV + Semifinals

Chairman : Raju S., R. Unnikrishnan Nair
Convenor : Bhuvana Chanana, Vishal Agrawal
Moderator : Shorya Vardhan Azad

Date : 14-03-2024
Time : 16:25 -18:00
Hall : Hall 1A (Level 4)

[FP174] - A case of Enhanced S cone syndrome with Choroidal neovascular membrane; **Chief & Presenting author** : **Abha Gupta (A27168)**, Mohit Dogra

[FP633] - Conventional macular hole surgery outcomes and it's implications in clinical practice; **Chief & Presenting author** : **G. Mahesh (M09321)**, Kinjal Shah

[FP817] - Real-world experience of Ranibizumab Biosimilar: A Survey among Indian Retina Specialists **Chief & Presenting author** : **Rupak Kanti Biswas (B10264)**, Sandhya, Snehal Sant, Aniruddha Maiti

[FP2021] - Trocar placement with hydro support; **Chief & Presenting author** : **Pradeep Kumar (K12927)**, Abhijeet Avasthi, Amrita Joshi, Neha Chauhan

[FP2083] - Toxic Anterior Segment syndrome Following Vitreoretinal Surgery – A Retrospective Analysis; **Chief & Presenting author** : **Muthu Krishnan Vallinayagam (V12212)**, Kim Ramasamy, Avik Dey Sarkar, K. Naresh Babu

[FP2237] - Suprachoroidal Hydrogel Buckle for Rhegmatogenous retinal detachment; **Chief & Presenting author** : **Sunil Ganekal (G11600)**, R. Unnikrishnan Nair

[FP2281] - Scleral fixated Aniridia intraocular lens in severely traumatized eyes and congenital aniridia eyes; **Chief & Presenting author** : **Raj Shri Hirawat (H18149)**, Gulam Ali Kamdar

[FP2482] - Gas vs Air in large macular hole- does it make a difference? **Chief & Presenting author** : **Ashraya Nayaka T.E. (N13914)**, Kalaivani Jayakumar, Jatinder Singh, Abhilasha

[FP2486] - In Vitro Fertilization babies and Aggressive Posterior Retinopathy of Prematurity (AROP) in them; **Chief & Presenting author** : **Sonali Sontakke (S26768)**, Karobi Rani Lahiri

[FP2533] - Results of "No-buckle" vitrectomy for RRDs with varying complexity in real-world; **Presenting author** : **Tejasvini Chandra (T21931)**, Chief author : Deependra Vikram Singh, Raja Rami Reddy P., Ajay Sharma, Deependra Vikram Singh

[FP2869] - Retinal Artery macroaneurysm-varied presentation; **Chief & Presenting author** : **Ahan Gupta (G28139)**, Vibha Sharma Gupta, Avnindra Gupta

Each talk is 5 mins

Ophthalmological Society of West Bengal (5') :
Structural Analysis of Macula post Macular Hole Surgery using Multicolor Imaging
Bristi Majumdar (B26308)





FREE PAPER

Neuro Ophthalmology - IV + Semifinals

Chairperson : Kumudini Sharma
Co-Chairperson : Kavita Porwal
Convenors : Venipriya Sigamani,
Shweta Chaurasia
Moderator : Uttkarsha Thakre

Date : 14-03-2024
Time : 16:00-18:00
Hall : Hall 1B (Level 4)

DAY 01- THURSDAY

[FP2004] - Comparison of macular and peripapillary microvasculature changes in migraine patients and controls; **Chief & Presenting author** : Karthik Kumar Mani (M17773), Saravanan VR, Virna Shah

[FP2025] - Optical Coherence Tomography In Patients Of Neurodegenerative Diseases; **Chief & Presenting author** : Shadma Eqbal (S26131), Gyan Bhaskar, Anita Ambasta

[FP2529] - Pentoxifylline: A boon for ischemic neuropathies; **Chief & Presenting author** : Ditsha Datta (D25206)

[FP2572] - PULSE study (PUpilmate aided Low-cost pupil Screening and Evaluation study); **Chief & Presenting author** : Ruhel Chacko (C26352), Hirika Gosalia, Prithvi Chandrakanth

[FP2703] - Assessing Retinal Blood Flow in Multiple Sclerosis Using OCT-A: Enhancing ONH Damage Detection; **Presenting author** : Venkata Sai Sweeya Donepudi (V27801), Chief author : Ravi Vaishnavi, Narayanan Balakrishnan, Monika Singh, Nila Chenthil

[FP2795] - Clinical and radiological findings in cerebral visual impairment (CVI) children; **Chief & Presenting author** : Aditi Yadgire (A24023), Stuti Somani Agarwal, Manideepa Banerjee, Sujata Guha

[FP2840] - It's all static: The Mysterious Snow; **Chief & Presenting author** : Anusha Arvind (A26263), Abdul Bolar, Rohit Shetty

[FP2858] - Outcomes Of Optic Nerve Sheath Fenestration In Atrophic Papilledema: Is There A Role? **Chief & Presenting author** : Jyoti Matalia (M10661), Sheetal Achyut Munde

[FP2964] - Ten headed monster of myths and home-medication practices in kids - avoiding avoidable blindness"; **Chief & Presenting author** : Isha Gupta (I20770), Nilima Khochikar, Krishna Prasad R., Deepti P.

[FP3099] - Distribution of Ophthalmic Causes of Headache among patients presenting to a Tertiary Hospital; **Chief & Presenting author** : Puja Hingorani - Bang (P12274), Vandana Akshay Iyer, Meghana Kandi

Each talk is 5 mins





FREE PAPER

Diabetic Retinopathy & Medical Retina - IV + Semifinals

Chairperson : Sarita Beri
Co-Chairperson : Rajesh Sahay
Convenor : Shamik Prafull Mokadam
Co-Convenor : Mandar Joglekar
Moderator : Avadhesh Oli

Date : 14-03-2024
Time : 16:40 -18:20
Hall : Trade Hall B (Trade Area Level 1)

[FP398] - Study of red and green LASER in retinoblastoma seeds; **Presenting author : Harsha Bhattacharjee (B02950)**, Chief author : Dipankar Das

[FP420] - An Interesting Case of Malaria Retinopathy mimicking as Viral Retinitis; **Chief & Presenting author : Vagish Tripathi (T26027)**, Shivangi Kapoor, Yashveer Singh Sirohi, Vijay Pratap Singh Tomar

[FP751] - Atypical CSCR masquerading as SLE choroidopathy; **Chief & Presenting author : Akshi Sharma (A24565)**, Naveen K.

[FP772] - OCT Biomarkers In Diabetic Macular Edema And Their Role In Prognosticating Visual Outcome; **Presenting author : Shanmugasundaram Palanisamy (S26351)**, Chief author : Priyadarshini Mishra

[FP1431] - Quantitative analysis of vitreous reflectance on OCT in different grades of Diabetic Retinopathy; **Chief & Presenting author : Gaurang Sehgal (S26397)**, Chaitra Jayadev, Satyanarayanamurthy Ayyori

[FP1484] - "Quantification of Vascular Changes in Macular Telangiectasia Type 2 with Angiotool Software"; **Chief & Presenting author : Uma Maheshwari S (U21963)**, Yeshwanth Kumar H S, Anand Rajendran, Indu Govindaraj

[FP1693] - To compare Obstructive Sleep Apnea among patients with and without Diabetic Retinopathy; **Chief & Presenting author : Kavita Rajan Bhatnagar (B09257)**, Jyoti Shakrawal, Manjari Tandon

[FP1844] - Single-centre efficacy and safety experience with Intravitreal Brolicicuzumab (BZB); **Chief & Presenting author : Rupal M Kathare (R25874)**, Chaitra Jayadev, Aishwarya Joshi, Ramesh Venkatesh

[FP2042] - An Artificial Intelligence Model For Early Detection Of Alzheimers Disease Using Fundus Images; **Chief & Presenting author : Ancy R.S. (A22524)**, Susheela B. Nair, Lalith Sundaram

[FP3159] - Results of the first Govt supported clinical trial network run registry for diabetic retinopathy; **Chief & Presenting author : Gopal S. Pillai (P09299)**, S.Natarajan, Manabjyoti Barman, Raj Vardhan Azad

Each talk is 5 mins





82nd Annual Conference of All India Ophthalmological Society, 2024



Date : 14-03-2024
Time : 09:45-11:00
Hall : AIOCTHEATRE 2 (Trade Area Level 1)

DAY 01- THURSDAY

Student of the Year Prelims





Prechop Symposium

Sohel Irfan Mohd. Khan

Date : 14-03-2024
Time : 16:45-18:00
Hall : Hall 3 (Level 0)

The INSTRUCTION COURSE describes in detail transition of a phacosurgeon to a dedicated prechop phacosurgeon.
It deals with the learning curve, precautions and the nuances of prechop.

- 1. Prechop Symposium (min 45) : **Sohel Irfan Mohd. Khan**
- 2. Prechop Symposium (min 15) : **Mohanta Pratap Chandra**





82nd Annual Conference of All India Ophthalmological Society, 2024



AIOS Masterclass

Uday Devgan

Chairperson : Samar Basak

Date : 14-03-2024
Time : 13:30-14:45
Hall : Hall 1B (Level 4)

DAY 01- THURSDAY





Hyde Park - Cataract

Chairperson : Swaraj Bhattacharjee
Co-Chairperson : Amalaraja Louis David M.
Convener : Arnav Mitra
Co-Convener : Sagar Bhargava
Moderator : Tushar Grover

Date : 14-03-2024
Time : 17:15-18:00
Hall : Hall 8 (Glass Room 1) (Level 0)

[FP582] - Effects of laser peripheral iridotomy and cataract surgery on anterior chamber: A comparative study; **Chief & Presenting author** : **Lakshmi S (L26385)**, Zakir Hussain Laskar, Nilanjan Kaushik Thakur, Srawani Sarkar

[FP2474] - Visual Outcome & Patient Contentment with AcrySof IQ Vivity® IOL: Insights from a Tertiary Eye Care; **Chief & Presenting author** : **Purendra Bhasin (B06497)**, Gopal Ubhal, Deepayan Sarkar, Priyamvada Bhasin

[FP1400] - Multiple sub-speciality management in a complicated cataract surgery : Lesson for aspiring surgeons; **Chief & Presenting author** : **Nikita Dash (N20254)**, Ritika Aggarwal, Anita Ganger

[FP2935] - Clinical profile and outcome of secondary IOL implantation in a tertiary institute in Eastern India; **Chief & Presenting author** : **Koyel Chakraborty (K22752)**, Asim Kumar Ghosh, Madhumita Banerjee

[FP1703] - Association of intraocular pressure & retinal nerve fibre layer thickness in pseudoexfoliation patient; **Chief & Presenting author** : **Parnika Walad (P27962)**

[FP3157] - Corneal endothelial changes following cataract surgery in hard nuclear cataract: RCT comparing phac to MSICS; **Chief & Presenting author** : **Tapan (T26687)**

[FP1813] - refractive outcome of ciliary sulcus implanted intraocular lenses; **Chief & Presenting author** : **Lekshmy MS (L26869)**, Sangeetha.T

[FP2327] - comparative analysis of phacoemulsification & msics in patients with pseudoexfoliation; **Presenting author** : **Jayshree Kedia (J26680)**, Chief author : Madhu Shekhar, Jayshree Kedia

Each talk is 5 mins



Hyde Park - Community / Social Ophthalmology

Chairperson : Satyajit Sinha
Convenors : Manju R. Pillai, Rajiv Kumar Das
Co-Convenor : Sabyasachi Bandyopadhyay
Moderator : Anupam Singh

Date : 14-03-2024
Time : 17:15-18:00
Hall : Glass Room 2 (Level 0)

DAY 01- THURSDAY

[FP515] - Donor Profile in a newly established Eye Bank of a Government Medical College in Eastern India; **Chief & Presenting author** : **Saubhik Chattopadhyay (C26528)**, Ghanta Anil Kumar

[FP734] - Bilateral decompression retinopathy post trabeculectomy in developmental glaucoma-a rare casereport; **Chief & Presenting author** : **Shweta Dhiman (S19443)**, Smruteelekha Sahoo, Anjalika Parhi, Santosh Mahapatra

[FP968] - Evaluation of self-reported visual disability as a diagnostic tool against clinical eye examination; **Chief & Presenting author** : **Souvik Manna (M24931)**, Noopur Gupta, Praveen Vashist, Suraj Singh Senjam

[FP1388] - The Severity of dry Eye Conditions in Corporate Sector Camps.; **Chief & Presenting author** : **Charu Prasad (C26606)**, Prajna Paramita Pradhan, Prasanta Kumar Nanda

[FP2350] - The profile of retinal diseases at the Ophthalmic Tertiary Care Center in Kolar District.; **Presenting author** : **Karnati Divija (K28404)**, Chief author : Inchara Nagaraj

[FP2370] - Analysis of Training and Mental Health Status among Surgical residents by Machine Learning models; **Chief & Presenting author** : **Sucheta Parija (S09161)**, Nikita Dash

[FP2512] - Coincidental detection of polymicrobial growth in the environment of an ophthalmology OPD; **Presenting author** : **Roshan Kumar (K22016)**, Chief author : Prateek Nishant, Sony Sinha

[FP2566] - Ocular manifestations in moderate-to-severe psoriasis : A prospective observational study.; **Chief & Presenting author** : **Nirmal Kumar (K28134)**, Tanveer Ahmed, Nilanjan Kaushik Thakur

[FP3043] - Case report on a rare incident of loa loa worm eye infection in 9 year old male child.; **Chief & Presenting author** : **Anuradha Bishnoi (A28307)**, Sarbik De, Agarwal Manojkumar, Purva Valvekar-Date

Each talk is 5 mins





Hyde Park - Cornea and Refractive

Chairperson : Sudesh Kumar Arya
Co-Chairperson : Debasis Datta
Convener : Anu Malik
Co-Convener : Neeti Gupta
Moderator : Anupam Singh

Date : 14-03-2024
Time : 17:15-18:00
Hall : Hall 3A Under Ramp (Level 0)

[FP645] - Outcomes of intracameral and intrastromal Voriconazole in deep stromal fungal ulcers in South India; **Chief & Presenting author** : Premjith Muraleedharan (M23750), Josephine Christy S, Naveen Radhakrishnan

[FP914] - Who has sprinkled powder on my cornea!; **Chief & Presenting author** : Anoop L (L26223), Niranjan R

[FP974] - Hybrid Technique of Tuck-In Tenon's Patch Graft And TABCL For Large Corneal Perforation and fistula; **Chief & Presenting author** : Deepali Singhal (S18862)

[FP1200] - "Air-Saviour of cornea" Efficacy of Pneumodescemetopexy in managing Descemet's membrane detachment; **Chief & Presenting author** : Kiruba Rajagopal (K28108), Sivakami Mohan, Sharmila DeviVadivelu, G. Balaji

[FP1395] - Visual outcomes of Phakic Toric Intraocular Lens for the Treatment of Myopic Astigmatism; **Chief & Presenting author** : Ravi Chandra K (K19872), Sowmya Peri

[FP1558] - Vision under siege : keratoconus is rising concern in child visual health in Vkc cases.; **Chief & Presenting author** : Snehal Chandan-shive (S28281), Sudha Madhavi K.M.

[FP2306] - Graft Rejection in DMEK during COVID-19 Pandemic Years: Comparative Analysis of 1200 Consecutive Eyes; **Chief & Presenting author** : Soham Basak (B16308), SK Basak

[FP2672] - Migrating Air Bubble Post DSAEK With Surprise Subsequent Graft Attachment; **Chief & Presenting author** : Shivani Gupta (S28170)

[FP2687] - Visual and surgical outcomes of DSAEK with IOL exchange / IOL implantation; **Chief & Presenting author** : Arundhati Divedi (A28365), Murthy Somasheila I.

[FP2865] - Corneal tomography in determining outcomes of Descemet Membrane Endothelial Keratoplasty in FECD; **Chief & Presenting author** : S. Chandra Devi (S22373), Mohamed Ibrahim Asif, Namrata Sharma

Each talk is 5 mins



Hyde Park - Vitreo Retina & Uvea

Chairperson	:	Sarita Beri
Co-Chairperson	:	G. Mahesh
Convenor	:	Rajpal
Co-Convenor	:	Rupak Roy
Moderator	:	Sumeet Khanduja

Date : 14-03-2024
Time : 17:15-18:00
Hall : Hall 4A Under Ramp (Level 0)

DAY 01 - THURSDAY

[FP689] - Internal limiting membrane detachment (ILMD) in acute Central Retinal Artery Occlusion; **Chief & Presenting author : Chitaranjan Mishra (M13916)**, Kim Ramasamy, K. Naresh Babu

[FP798] - Paracentral acute middle maculopathy: case series; **Chief & Presenting author : Sanskrita Sinha (S27091)**, Pradeep Kumar

[FP918] - Macular oedema due to Multiple sclerosis medication: Ponvory; **Chief & Presenting author : Raminder Singh (S11718)**

[FP979] - Oct markers and their application in evaluating AntiVEGF response in type -2 Diabetic Maculopathy; **Chief & Presenting author : Varsha (V28171)**, Ram Kumar Jaiswal

[FP1108] - Post-Dengue Retinopathy; **Chief & Presenting author : Adwitiya Biswas (B25861)**, Parijat Chandra, Vinod Kumar, Somya Kumari

[FP1405] - Serious ocular adverse events with intravitreal brolocizumab; **Chief & Presenting author : Mrinalini Singh (M26521)**, Srishti Khullar, Pradeep Kumar, Sanjay Kumar Mishra

[FP2060] - Multimodal imaging in idiopathic retinal vasculitis, aneurysms and neuroretinitis: a review of 4 cases; **Chief & Presenting author : Parth Mehta (M23909)**, Jyotirmay Biswas

[FP2310] - Ciliarybody melanoma presenting

with neovascular glaucoma in a patient with oculodermal melanocytosis; **Chief & Presenting author : R. Rinita (R28126)**, Anis Stephy Augusta Morris, Arsha Ressel.S.A, Janie Salor

[FP2666] - A new era of Biosimilars - Real world results of intravitreal antiVEGF Biosimilars in North India; **Chief & Presenting author : Sameeksha Agrawal (S20207)**, Vijay Kumar Agrawal, Krishna Kumar Agrawal, Ankit Agrawal

[FP2678] - Effect of OCT parameters of uncertain significance in wet ARMD treated with intravitreal antiVEGF; **Chief & Presenting author : Soophie Ryntih Passah (S28204)**, Aashi Jain, Sujata Lakhtakia, Shashi Agarwal

[FP2784] - A review of treatment modalities in Choroidal Hemangioma: Our Experience; **Chief & Presenting author : Arushi Aggarwal (A27883)**, Subina Narang

[FP2852] - Choroidal Vasculature Perfusion analysis in Central Serous Chorioretinopathy using Widefield ICGA; **Chief & Presenting author : Karishma Tendulkar (K27138)**, Sanket Bhatnagar, Anupama Kiran Kumar, Prathibha Hande

[FP2930] - Microalbuminuria and low Hb as risk factors for the occurrence and severity of diabetic retinopathy.; **Chief & Presenting author : Krishnapriya J Kaimal (K27847)**, Tanveer Ahmed, Nilanjan Kaushik Thakur

Each talk is 5 mins





Hyde Park - External Eye & Ocular Surface Disease

Date : 14-03-2024
Time : 17:15-18:00
Hall : Hall 5A Under Ramp (Level 0)

Chairperson : Vinod Kumar Baranwal
Co-Chairperson : Sandepan Bandopadhyay
Convenor : Sanjay Kumar Daulat Thakur
Co-Convenor : Mita Saha
Moderator : Swati Agarwal

[FP216] - Correlation Between Vitamin D3 Levels and Dry Eye Disease; **Chief & Presenting author** : **Ananya Hota (A26811)**, Prasanta Kumar Nanda

[FP267] - More than 'just a red eye': a case series of Oestrus ovis ocular infestation; **Chief & Presenting author** : **Saumya (S17214)**, Hema Joshi

[FP938] - Dealing with the Furrow-Management of Atypical Mooren's Ulcer; **Chief & Presenting author** : **Nasrin (N10860)**, Mounika Gadikota, Yasaswini Vamaravalli, Sowmya Peri

[FP1177] - Clinico-demographic profile and outcomes of ocular pediatric chemical injuries in Eastern India; **Chief & Presenting author** : **Sikha Misra (M17861)**, Bhumija Bhatt

[FP1441] - Pterygium surgery by conjunctival autograft with autologous blood fixation versus fibrin glue; **Chief & Presenting author** : **Akanksha Rangari (A28109)**, Trupti Mahesh Solu

[FP1633] - A study on effect of different viscosity artificial tears on k-readings in cataract patients; **Chief & Presenting author** : **Ramya Yenti (R27489)**, Triveni Pottasiri, Bhavya Kadiri, Sumalatha Sai Keerthi Mathukumalli

[FP2786] - Vernal Keratoconjunctivitis (VKC) and Supratarsal Steroid; **Chief & Presenting author** : **Sneha Shah (S22107)**, Mangala P

[FP2845] - Scleritis: Clinico-etiological profile and response to treatment.; **Presenting author** : **Rishabh Narula (N26808)**, Chief author : Shubashree Karat, Suneetha N Lobo, Vybhavi Rao, Reshma Kuruthukulangara Romanas





Hyde Park - Glaucoma

Chairperson : Jai Gopal Agrawal
Co-Chairperson : Lalit Kumar Nepalia
Co-Convenor : Udayaditya Mukhopadhyay
Moderator : Deepanjan Ghosh

Date : 14-03-2024
Time : 17:15-18:00
Hall : Hall 6 (Mini Aud.) (Level 1)

DAY 01- THURSDAY

[FP794] - Netarsudil in primary open angle glaucoma; **Chief & Presenting author : Adhikari Apurba (A07199)**, Debasis Chakrabarti

[FP1183] - Last-Ditch Stand: Netarsudil's Critical Role for Advanced Glaucoma Patients During COVID-19; **Chief & Presenting author : Saurabh Haral (H24390)**, Vishnu Swarup Gupta

[FP1218] - A study on bedtime antihypertensive medications and their influence on glaucoma progression; **Chief & Presenting author : Divya Priya Champati (D27490)**, Pradeep Pakalapati, Mukkamala V L Narasimha Rao, Malathi Maddu

[FP1239] - Evaluation of Cognitive impairment in Primary Open Angle Glaucoma patients.; **Chief & Presenting author : Muskan Garg (M25999)**, Dewang Angmo, Tanuj Dada

[FP1465] - Evaluation of axial length in subtypes of primary angle closure disease using laser interferometry; **Chief & Presenting author : Sauvik Barua (B23841)**, Abhijit Kumar Handique, Gogoi RajendraNath, Jawahar Jyoti Kuli

[FP1678] - Prevalance of glaucoma and comparison with severity of obstructive sleep apnea; **Chief & Presenting author : Archana Dhandapani (A26561)**, Akanksha Bhale, Kannan-Muthuswamy, Kavitha

[FP1895] - Neovascular membrane causing blockage of earlier functioning trabeculectomy stoma.; **Chief & Presenting author : Amrita Dey (A23943)**, Wadke Vidya Arunkumar

[FP2294] - Case of ocular hypertension provoked by water drinking during uroflowmetry; **Chief & Presenting author : Sunita (S22164)**, Gajashree S, Harinder Singh Sethi

[FP2444] - Clinical outcomes of glaucoma drainage devices in patients with refractory glaucoma.; **Chief & Presenting author : Parag Ramnani (R20901)**

[FP2910] - Sporadic and rare presentation of anterior segment dysgenesis – A novel case report; **Chief & Presenting author : Manpreet Bajaj (M27615)**

Each talk is 5 mins





Hyde Park - Ocular Pathology / Ocular Oncology and Tumors & Orbit & Oculoplasty

Chairperson : Sabita Katoch
Co-Chairperson : Sharad Shegaonkar
Convenor : Sharmistha Behera
Co-Convenor : Ankur K Shrivastava
Moderator : Abhijit Rasal

Date : 14-03-2024
Time : 17:15-18:00
Hall : Hall 7 (Mini Aud.) (Level 1)

[FP223] - The profile of surgical cases attending minor Operations theater in a tertiary care center; **Chief & Presenting author** : Chandana Kakati (K11559), Semim Sultana

[FP255] - Medial Orbital Wall swelling: A Hidden Enigma; **Chief & Presenting author** : Sripurna Ghosh (S22632), Taneema Samanta, ChandanaChakraborti, Udayaditya Mukhopadhyay

[FP388] - 'Surprise! A cystic mystery'; **Chief & Presenting author** : Sriraj Alapati (A26501), Gurudutt Mulky Kamath, Teena MarietMen-donca, Sangeetha Jeganathan

[FP1163] - "Orbital lymphangioma: Unmasking the Hidden Threat"; **Chief & Presenting author** : Pooja Guledagudd (P28178), Meghna S, Subhashini .M

[FP1587] - Pan sinusitis – presenting as unilateral orbital cellulitis- a case report; **Chief & Presenting author** : Vijay Gangavarapu (G28218), Siva Priya Sunkesula

[FP2095] - A Rare case of Idiopathic orbital inflammatory syndrome with late response to steroid treatment.; **Presenting author** : Ishan Goyal (G28086), Chief author : Sandeep Patil, Gouri Deshpande, Neela H, Vinay Dastikop

[FP3019] - Magnitude of different lid tumours presenting in tertiary hospital of North Karnataka; **Chief & Presenting author** : Vaishnavi Patil (V26940), Keerti Wali, K. Vallabha

Each talk is 5 mins





Hyde Park - Pediatric Ophthalmology

Chairperson	:	Kajal Prosad Ghosh
Co-Chairperson	:	Bithi Chowdhury
Convenor	:	Subhash Dadeya
Co-Convenor	:	Manas Kumar Ghosh
Moderator	:	Jyoti Matalia

Date : 14-03-2024
Time : 17:15-18:00
Hall : Hall 2 (Level 2)

DAY 01- THURSDAY

[FP659] - Clinical profile of Retinopathy of Prematurity Screening And Management.; **Chief & Presenting author** : Sanskriti Ukey (S28193), Anamika Dwivedi

[FP1513] - Incidence, risk factors and clinical course of zone 1 Retinopathy of prematurity; **Chief & Presenting author** : Bhawna Parmar (B25078), Vivek Som, Aditi Dubey

[FP905] - Seeing the unseen world – Role of vision therapy in improving quality of vision and life; **Chief & Presenting author** : Niranjan Karthik (K23330), Sunitha Nirmal, Nirmal Fredrick T.

[FP1893] - Systemic association of congenital ectropion UVEAE; **Chief & Presenting author** : Naila Aftab (N23934), Saranya Biswas, Amit Raj, Bhawesh Saha

[FP1057] - Assess the efficacy of atropine (0.01%) to control the progression of myopia in pediatric eyes; **Chief & Presenting author** : Smruteekha Sahoo (S27315), Shweta Dhiman, Santosh Mahapatra

[FP2333] - Comprehensive Study on Prevalence, Risk Factors, and Treatment Outcomes of ROP in tertiary hospital; **Chief & Presenting author** : Ritu Singh (R22512)

[FP1158] - Beyond the birth mark: The silent threat of glaucoma in Sturge-Weber Syndrome; **Chief & Presenting author** : Vaishnavi. K Adappa (V28089), Meghna S, Sudha Madhavi K.M.

[FP3038] - Advanced Glaucoma in Unilateral Congenital Ectropion Uveae Child with underlying Neurofibromatosis 1; **Chief & Presenting author** : P Mounika (M28389), R. Sharmila, A. Vijayalakshmi

[FP1317] - Causes of blindness & visual impairment among children; **Chief & Presenting author** : Preeti Sharma (P28061)

[FP3077] - Clinical and surgical outcomes of Sturge Weber Syndrome; **Chief & Presenting author** : Shivam Gupta (G26379), Rama Krishnan R., Madhavi Ramanatha Pillai, Devendra Maheshwari

Each talk is 5 mins





Hyde Park - Trauma

Chairperson : J.K.S. Parihar
Co-Chairperson : Shah Mehul Harshadbhai
Convener : Lav Kochgaway
Co-Convener : Bhagat Purvi Raj
Moderator : Salil Kumar Mandal

Date : 14-03-2024
 Time : 17:15-18:00
 Hall : Hall 2A (Level 2)

[FP21] - Hidden Orbital Inert Foreign Body : A Tale of Two Cases; **Chief & Presenting author** : **Sonali V. Kumar (S11777)**

[FP197] - Clinico-demographic profile & visual outcomes of pediatric traumatic cataract – a prospective study; **Chief & Presenting author** : **Shrutakirty Parida (S20252)**, Snehalata Dash, Saswati Sen

[FP284] - Ophthalmic implications following orbital trauma; Presenting author : **Kishorkumar Turadagi (T27926)**, Chief author : Radhika, Lavanya S.R., Gajanan Channashetti, Akshata Chandaki

[FP724] - Rehabilitating the Traumatized Eye; **Chief & Presenting author** : **Tanvi Gaonker (T23161)**, Priyanka Golhait, Deepanjali Arya, Ruchi Goel

[FP1784] - A challenging case of ocular trauma by an umbrella in a child; **Presenting author** : **Amruthashree A (A27819)**, Chief author : Hemalatha B.C., Gulafshan Khanam, Bharathi

Narasimha Murthy, B.N. Viswanath

[FP1991] - A study of workplace injury to eye in a tertiary eye care centre; **Chief & Presenting author** : **Apoorva N (A25243)**, Madhu Bagali

[FP2038] - A report of five eyes with ocular trauma secondary to recoil from bungee cord used in motorbikes.; **Chief & Presenting author** : **Wadke Vidya Arunkumar (W20089)**, Amrita Dey

[FP2919] - "Preserving Innocence " "Study of traumatic endophthalmitis in pediatric population in south india; **Presenting author** : **Swanand Pradhan (P27753)**, Chief author : Syed Mohideen Abdul Khadar, Akhila Kutumbaka, R.Ram Sudarshan

Each talk is 5 mins





Teachers of Tommorrow Prelims - Day 1

Co-ordinators : Krishna Prasad R, Gopal Pillai,
Prafulla Maharana, Anu Malik

Judge : Dr.Guliani Brahm Prakash

Date : 14-03-2024

Time : 16:00-18:00

Hall : AIOC THEATRE 1 (Trade Area Level 1)

DAY 01- THURSDAY

Team Name	Mentor	Mentee	Topics for Prelims
IGIMS, Patna	Anita Ambasta	Aakanksha Sinha, Priti Sinha	Glaucoma Drainage Devices
SUSRUT'S WIZARDS THE BEST IN THE EAST™™	John Sarkar	Ketki Bhujang (K28362), Nalin Sah (S28006)	Anterior Segment Imaging in Glaucoma
Retina Rangers	Debmalya Das	Urvashi Kala, Ruchira Chowdhury	Corneal Collagen Cross Linking
UCMS Mavericks	Ankur Singh	Sanjivani Prakash Joshi, Prince Abu Aamir	Contracted Socket
Visioneers AIIMS Raipur	Ankur K Shrivastava	Kiu Mondal, Tilottama Kar	Pupillary pathways and abnormalities
Team Olympus	Saurabh Verma	Siddhartha Rao B.S. (S26000), ADWITIYA BISWAS (B25861)	OCTA For Retinal Diseases
Team name: Eyenerds	Hemalatha B.C.	Jeena V J (J27499), GOWTHAMI YV	Optic Disc changes in Glaucoma
yoke Muscles	Puja Maitra	R Niyanthri (R26231), Rohan Arora (A27640)	Evaluation of a case of Aquired ptosis
Visionär	Shubashree Karat	Reshma Kuruthukulangara Romanas (R27404), Rishabh Narula (N26808)	Evaluation and management of Macular hole
OPTIMINDS	Himadri Choudhury	SHAIK MOHAMMED ARIF MANSOOR (M27769), Menaka Devi Kharibam (M27781)	Mooren's ulcer
RIO RIMS	Rahul Prasad	Jennifer Gagrai (J26121), Varsha Bhagat (V26221)	IOL Power calculation in a Post Lasik Case
Ameya	Tony Alex Koshy	Shreya, P Mounika	Neurotrophic Keratitis
Sitapur Throbs	Meghna Roy	Meghna Dixit	Central Serous Chorioretinopathy





82nd Annual Conference of All India Ophthalmological Society, 2024



DAY 01 - THURSDAY

Team Name	Mentor	Mentee	Topics for Prelims
NN Uvea Warriors	Padmamalini Mahendradas	Radhika Sriram, Sara Rizvi	Management of Fuchs Uveitis
Government Medical College, Surat	Shivani Jariwala	Akanksha Rangari, Pooja Sajjan	Blepharophimosis Ptosis Epicanthus Inversus Syndrome
Team ARJUNA	Anu Malik	Aruja Gangwani (A25837), Ashi Gupta (A25851)	Microtropia
GMC, Bettiah	Sudhir Kumar	Monika Yadav, Namrata Upadhyay	Management Principles of Retinal Vein Occlusions
AIIMS, Patna	Amit Kumar	Ravi Kumar, Kopal Shrivastav	Recent advances in Amblyopia Therapy
CFS Retina	Lalit Verma	Shweta Singh, Yusra Asad	Aqueous Misdirection Syndrome
	Natasha Radhakrishnan	Hiba Abdul Raof, Archana Kumar	Posterior segment Complications of Cataract Surgery
	Ashok Kumar Meena	Sujeet Prakash ; Sonali Prasad	Pathological Myopia
	Shweta Walia	Krutika Thorat ; Rishabh Khare	Tests for binocularity
	Mohammed Ibrahim Asif	S.Chandradevi, Akshaya Balaji	RGP Contact Lens fitting
	Siddharth Narendran	Anusha Prasad, Ruhel Chacko	Malingering
	Anoop Kumar Singh	Lipi, Yashovardhan	Approach to a case of Third Nerve Palsy
kalinga, Odisha	Santosh Kumar Mahapatra	Aajay Dhanasekaran, Raj Kenia	Phakic IOLs



Inauguration by AIOS Leadership.

Followed by Group Pic of Team YOSI with AIOS Leadership

Date : 14-03-2024
Time : 09:30-16:30
Hall : YO Pavillion

DAY 01- THURSDAY

Practice Management – The Young Ophthalmologist Perspective

- Panel Discussion with solving YO queries

Moderators: Zain Khatib, Awaneesh Upadhyay

Panel: Divakant Misra, Ikeda Lal, Soumya PP, Manish Wankhade, Nikhil Balakrishnan, Preeyam Biswas

Ophthalmic JAM

- Mock Debates – Subspeciality
- Debates

Moderators: Aarti Heda, Aditya Sethi

Topic 1: Cornea: Endothelial Keratoplasty: Is DMEK Superior to Ultra-Thin DSEK?

Chair: Ramya Ravindran

- **For** – Tushar Grover (5 mins)
- **Against** – Gunjan Buddhiraja (5 mins)
- **Discussion** - (5 mins)

Topic 2: Oculoplasty: Ptosis Surgery: Facia Lata Sling vs Silicone Sling

Chair: Puneet Jain, Rwituja Thomas

- Fascia Lata Sling – Soumya Narayanan (5 mins)
- Silicone Sling – Shalin Shah (S23274) (5 mins)
- Discussion - (5 mins)

Topic 3: Cataract: Post RK Cataract Surgery

Chair: Nishanth Madivanan, Prasanna V Ramesh

- **EDOF TORIC** – Nikunj Tank (5 mins)
- **Monofocal/ Monofocal TORIC** – Anoop Kumar Singh (5 mins)
- **Discussion** - (5 mins)





Topic 4: Pediatric Ophthalmology: EDOF IOLs in young adults with pediatric cataract

Chair: Shruti Nishanth

- **For** – Remya Edachery (5 mins)
- **Against** – Subhajit Bhattacharya (5 mins)
- **Discussion** - (5 mins)

Topic 5: Refractive Surgery: Myopia – 5.0 D, Thin Corneas, Post Elevation +20 on Pentacam on BAD Display

Chair: Rushad Shroff

- **PRK** – Bhavya Gokani (5 mins)
- **Phakic IOL** – Ikeda Lal (5 mins)
- **Discussion** - (5 mins)

Topic 6: Retina: Robot assisted VR surgery - is it worth it?

Chair: Kshitij Raizada, Deepanshu Agrawal

- **For** – Pranav Saluja (5 mins)
- **Against** – Sharat Hegde (5 mins)
- **Discussion** - (5 mins)

Topic 7: Glaucoma: MIGS - Will it be future primary therapy?

Chair: Anuj Kodnani, Sahebaan Sethi

- **For** – Amit Pandey (5 mins)
- **Against** – Annu Joon (5 mins)
- **Discussion** - (5 mins)

Finance 101 FAQs

- Solving Financial management queries of Young Ophthalmologists

Moderators: Madangopalan VG, Nilesh Kumar

Panel: Jophy Philips Cherry, Sunandini Bose, Niranjana Karthik, Anant Bhosale, Sonali Sontakke



Date : 15-03-2024
Time : 08:30 - 14:30
Hall : Hall 8 Glass Room 2 (Level 0)

AIOS Cornea Subspeciality Day

Session 1: 8:30 - 10:00 Cornea-up-to-Date

Chairpersons : AK Jain, N Venkatesh Prajna, Radhika Tandon
Moderators : Anubha Rathi, Jnanankar Medhi

Infections and imaging

1. Non-healing ulcers: the usual and unusual suspects and new therapies (8 mins) : **Radhika Natarajan**
2. Is it fungus or pythium? Clinical score for diagnosis to make us smarter (8 mins) : **Samrat Chatterjee**
3. Fungal keratitis : lesson Learnt (8 mins) : **N Venkatesh Prajna**
4. Conjunctivoplasty: surgical nuances to ensure success (8 mins) : **Quresh Maskati**
5. Corneal imaging in microbial keratitis and AI: what lies beneath (8 mins) : **Chintan Malhotra**
6. Ocular Microbiological : The next frontier (8 mins) : **Savitri Sharma**
7. OSSN: myriad clinical presentations (8 mins) : **Paras Mehta**
8. Conjunctival lymphomas and other benign lesions (8 mins) : **Amit Gupta**
9. How thin can we be? cross-linking in thin corneas: strategies and results (8 mins) : **Rajesh Sinha**
10. Pre-op ASOCT for surgical decision making in LK (8 mins) : **Radhika Tandon**

Panel Discussion : (10 mins)

DAY 02 - FRIDAY





Session 2: 10:00 -11:00
Cornea Society Session

Chairpersons : Jeewan Titiyal, Jod Mehta, Sujata Das

Moderators : Tuhin Choudhary, Varsha Rathi

1. Approach to a Non-healing corneal ulcer: case based discussion (8 mins) : **Prashant Garg**
2. Advances in dry eye imaging (8 mins) : **Vishal Jhanji**
3. Gene Therapy in Anterior Segment diseases (8 mins) : **Sonal Tuli**
4. Positive pressure and PK (8 mins) : **Prabjot Channa**
5. Managing complications in DMEK/DSAEK (8 mins) : **Audrey Rostov**
6. DMEK in glaucomatous eyes and deep anterior chambers (8 mins) : **Anthony Aldave**

Panel Discussion : (10 mins)

Session 3: 11:00 -11:50
Surface Values-1

Chairpersons : Quresh Maskati, Uma Sridhar, Tushar Agarwal

Moderators : Aditya Pradhan, John Sarkar

1. A "CCC" we are not happy about: chronic cicatricial conjunctivitis (8 mins) : **Purvasha Narang**
2. Double to trouble: infections in ocular surface disease (08 mins) : **Sushmita Shah**
3. Acute chemical injuries: pearls in management (8 mins) : **Ikeda Lal**
4. Dry eye diagnosis: a novel approach (8 mins) : **Shizuka Koh**
5. ENVISION- One Stop Solution for Dry Eyes (8 mins) : **TBD**

Panel Discussion : (10 mins)





Session 3: 11:50- 12:32
Surface Values-2

Chairpersons : Virender Sangwan, Bhaskar Roy Choudhary
Moderator : Praful Maharana, Prajakta Dandekar

1. Superficial anterior lamellar keratoplasty (SALK) (8 mins) : **Tushar Agarwal**
2. MMG in SJS: next level in achieving maximizing success (8 mins) : **Bhaskar Srinivasan**
3. Stem cells, hydrogels and 3D printed Corneas: a revolution in evolution (8 mins) : **Sayan Basu**
4. The SLET revolution: there's no stopping it! (8 mins) : **Virender S Sangwan**

Panel Discussion : (10 mins)

DAY 02 - FRIDAY

Session 4: 12:32 -13:40
Under the Knife-1

Chairpersons : G. N Rao, Jeewan Titiyal, Kyongjin Cho, Samar Basak
Moderators : Vineet Joshi, Manpreet Kaur

1. Cornea Transplantation India's challenge (8 mins) : **G N Rao**
2. DSAEK: practise, precision, perfection (8 mins) : **Jeewan Titiyal**
3. DMEK in complex situations (8 mins) : **Rajesh Fogla**
4. DWEK-after 5 years (8 mins) : **Samar Basak**
5. Limbo-keratoplasty in sclero-cornea (8 mins) : **Muralidhar Ramappa**
6. Femto assisted DMEK (10 mins) : **Jod S Mehta**
7. PDEK : **Amar Agarwal**

Panel Discussion : (10 mins)





Session 4: 01:40 - 02:30pm
Under the Knife-2

Chairpersons : Anudhati Anshu, Boris Malyugin, Namrata Sharma, Sujata Das
Moderators : Suchi Smitha, Aditi Ghosh

1. Tissue-addition keratoplasty techniques: current perspective (8 mins) : **Vanathi Murugesan**
2. Visco dissection for type 2 bubble : **Anand Parthasarthy**
3. DALK in complicated situations (8 mins) : **Himanshu Matalia**
4. Surgical management in stromal dystrophies: algorithmic approach (8 mins) : **Sunita Chourasia**
5. Deep Lamellar keratoplasty: no bubble, no trouble! (8 mins) : **Rishi Swarup**
6. Stromal scarring post EK surgeries DALK or PKP (8 mins) : **Arundhati Anshu**

Panel Discussion : (10 mins)



AIOS Glaucoma Subspecialty Day

Session 1: 8:30 - 10:30 Glaucoma Diagnostics

Date : 15-03-2024
Time : 08:30 - 18:00
Hall : Hall 6 (Mini Aud.)
(Level 1)

Chairpersons :

Vinay Nangia, Sanjay Asrani, Amit Porwal, Prafulla Sarma, Sumit Sachdeva

- | | | |
|--------------------------------------------------------------|---|------------------------|
| 1. Which tonometer to use for which patient (7 mins) | : | Sushma Tejwani |
| 2. CCT and Corneal Hysteresis (7 mins) | : | Subashini Kaliaperumal |
| 3. Evaluating the ocular surface (7 mins) | : | Shalini Mohan |
| 4. Critical elements of disc evaluation (7 mins) | : | Medha N Prabhudesai |
| 5. Which visual field strategy to use (7 mins) | : | Parul Ichhpujani |
| 6. Diagnostic Gonioscopy (7 mins) | : | Talvir Sidhu |
| 7. When to use UBM and ASOCT (7 mins) | : | Sushmita Kaushik |
| 8. Importance of ocular blood flow and OCTA (7 mins) | : | Vineet Sehgal |
| 9. Digital workflow for Diagnosis and management of Glaucoma | : | Sushmita Kaushik |
| 10. Role of AI in Glaucoma (7 mins) | : | Rengaraj Venkatesh |
| 11. OCT for Diagnosis and Progression (12 mins) | : | Sanjay Asrani |
| 12. Practical Utility Genetic testing in Glaucoma (12 mins) | : | Monisha Nongpiur |
- QA and Discussion 21 minutes

DAY 02 - FRIDAY

Session 2: 11:00 -13:00

World Glaucoma Association Symposium Minimally Invasive Glaucoma Surgery : An International Perspective

Chairpersons :

Tanuj Dada, Andre Mermoud, Steven Mansberger, Leon Au, Shamira Perera

- | | | |
|----------------------------------------------------------------------------------------|---|---------------------------|
| 1. Welcome and introduction (4 mins) | : | Tanuj Dada |
| 2. Intraoperative gonioscopy and training for MIGS (7 mins) | : | Prasanna Venkatesh Ramesh |
| 3. Which MIGS technique should I choose ? (12 mins) | : | Steve Mansberger |
| 4. Everyone should start MIGS with a BANG (7 mins) | : | Surinder S Pandav |
| 5. Microhook Trabeculotomy (7 mins) | : | Devendra Maheshwari |
| 6. Excisional Goniotomy with KDB glide (7 mins) | : | Vanita Pathak Ray |
| 7. Should we rip the entire canal (GATT) (7 mins) | : | Swati Upadhyaya |
| 8. Stenting (istent & hydrus) vs Cutting and New technologies on the horizon (15 mins) | : | Leon Au |
| 9. Aqueous Angiography Guided MIGS (7 mins) | : | Nitika Beri |
| 10. MIGS : What can go wrong and rescue operations (12 mins) | : | Shamira Perera |
| 11. MIGS or MEGS : Truth vs Hype (15 mins) | : | Andre Mermoud |

QA and Discussion 23 minutes





Session 3: 14:00 - 15:45 Glaucoma Therapy

Chairpersons :

Barun Nayak, Madhu Bahaduria, JS Bhalla, Deven Tuli, Bhagabat Nayak

1. The right way to start and escalate therapy (7 mins) : **Maneesh Singh**
2. Drug interactions and side effects (7 mins) : **Purvi R Bhagat**
3. Pregnancy and Glaucoma (7 mins) : **Sachin Dharwadkar**
4. Current Role of SLT (7 mins) : **Ganesh V. Raman**
5. Practical Pearls from Landmark Trials (7 mins) : **Kiran Gopalakrishnan**
6. Medical therapy principles and adherence (10 mins) : **Alan L Robin**
7. Pseudoexfoliation syndrome and Glaucoma (10 mins) : **Alan L Robin**
8. How to manage Normal Pressure Glaucoma (10 mins) : **Sanjay Asrani**
9. How do you know that you are losing the battle (10 mins) : **Steve Mansberger**

QA and Discussion 20 minutes

Session 4 : 16:00 -18:00 Glaucoma Surgery (VAST)

Chairpersons :

R Ramakrishnan, Harsh Kumar, Prateep Vyas, P Sathyan, Chandrima Paul

1. How to perform the perfect Trabeculectomy (7 mins) : **Manish Shah**
2. How to manage a failing filter & late hypotony (7 mins) : **Kirti Singh**
3. Penetrating & Non Penetrating Deep Sclerectomy (10 mins) : **Andre Mermoud**
4. The importance of flow control in glaucoma surgery (10 mins) : **Leon Au**
5. How to perform the perfect tube (7 mins) : **George Puthuran**
6. Managing tube complications (7 mins) : **Suneeta Dubey**
7. Surgical treatment for Nanophthalmos (10 mins) : **Shamira Perera**
8. Surgical caveats for congenital glaucoma (7 mins) : **Anil Mandal**
9. Glaucoma following VR surgery (7 mins) : **Vineet Ratra**
10. Avoiding and managing litigation (7 mins) : **Murali Ariga**
11. Role of micropulse laser CPC (7 mins) : **Neha Midha**
12. Cyclodestructive procedures (7 mins) : **Aswini Kumar Behera**

QA and Discussion 27 minutes





Date : 15-03-2024
Time : 08:30-15:00
Hall : Hall 7 (Main Aud.) (Level 1)

Strabismus and Neuro Ophthalmology Sub-speciality day

Session 1: 8:30- 9:30 - Examination & Evaluation

Chairpersons :

Erick Bothun, Saurabh Jain, Lav Kochgaway, Ankur Sinha

- | | | |
|----------------------------------------------------------|---|-------------------|
| 1. How to refract a child and prescribe glasses (08 min) | : | Anuradha Chandra |
| 2. Topic to be decided | : | Nihal Adel Hassan |
| 3. What to work up for paediatric cataract (08 min) | : | Jaspreet Sukhija |
| 4. Tips in pediatric cataract (08 min) | : | Sumita Agarkar |

Keynote Address (15') :
Torsional diplopia - assessment and treatment options - including the patients perspective
Jon Peiter Saunte

DAY 02 - FRIDAY

Session 2: 9:30 -11:00 - Comitant Strabismus

Chairpersons :

Jon Peiter Saunte, Damarius Magdalene, Meenakshi Swaminathan, Jitendra Nenumal Jethani

- | | | |
|---------------------------------------------------------------------|---|-------------------|
| 1. How to reach your amblyopia goals (08min) | : | Ankur Sinha |
| 2. Acute Comitant Esotropia: Investigations and management (08min) | : | Sandra Ganesh |
| 3. Non surgical management IDS: Does it have a role? (08min) | : | Sujata Guha |
| 4. IDS: How to avoid and manage recurrence? (08min) | : | Suma Ganesh |
| 5. Muscle transplant- is it an answer for large strabismus? (08min) | : | Rebika |
| 6. Role of ASOCT in strabismus re surgery (08min) | : | Subhash Dadeya |
| 7. Redflags in seemingly common strabismus (10min) | : | Sonal Farzanwandi |

Keynote Address (15') :
Botulinum Toxin in childhood Strabismus
Saurabh Jain





Session 3: 11:00 -12:20 - Complex Strabismus

Chairpersons :

Saurabh Jain, Erick Bothun, Ramesh Kekuniya, Shubhangi Bhawe

1. Strategies for management of III nerve palsy (08 min) : **Digvijay Singh**
2. Options for the management of VI nerve Palsy (08 min) : **Swati Phuljhele**
3. DRS: Customized approach (08 min) : **Rohit Saxena**
4. DVD syndrome: A way out? (08 min) : **Manjula Jayakumar**
5. Strabismus in Thyroid Eye disease: How to manage?(10 min) : **Sonal Farzawandi**
6. Strabismus Surgery after Retinal detachment (10 min) : **Jon Peiter Saunte**

Keynote Address (15') :

Superior Oblique Plication: New Tricks with Old Friends: **Erick Bothun**

Session 4: 12:20 -13:00 Myopia

Chairpersons:

Rohit Saxena, Murali Kaushik, Digvijay Singh, Reena Gupta

1. Identifying high risk children: Prediction & preventing myopia (08min) : **Meenakshi Swaminathan**
2. Pharmacological treatment for myopia (08min) : **Murali Kaushik**
3. Role of Optical therapy in myopia (08min) : **Jyoti Matalia**
4. Complex issues of myopia management (08min) : **Jitendra Jethani**

Session 5: 13:00 -15:00 - Neuro-Ophthalmology

Chairpersons :

Sachin Kedar, Navin Jayakumar, Swati Phuljhele, Ambika S

1. When and what of Neuroimaging? (08 min) : **Navin Jayakumar**
2. Role of OCT: Is it a must tool for Neuro-ophthalmologist? (08 min) : **Varshini Shanker**
3. My vision fades out – Visual disturbances from migraine (08 min) : **Sachin Kedar**
4. The deceptive look of the disc: Avoiding misdiagnosis (08 min) : **Naresh Motwani**
5. Optic neuritis: how investigate and manage (08 min) : **Mahesh Kumar**
6. Idiopathic intracranial Hypertension: Treatment strategy (08 min) : **Ambika S**
7. Hereditary Optic neuropathy: What is the latest? (08 min) : **Ramesh Kekuniya**
8. Optic disc pallor: Is it always a neurological cause? (08 min) : **Rashmin Gandhi**
9. How to diagnose and manage OMG? (08 min) : **Manju Bhate**
10. Optic Nerve (10 min) : **Wanicha Chuenkong**

Keynote Address (15') :

AI and ophthalmology- Why physicians must learn about these new technologies: **Sachin Kedar**



AIOS Retina Subspeciality Day

Session 1: 8:30 - 09:45

Retinal Imaging & Investigations

Date : 15-03-2024
Time : 08:30 - 17:15
Hall : Hall 2 (Level 2)

Chairpersons : Lalit Verma, S Natarajan,
Ajit Babu Majji, Manisha Agarwal, Piyush Bansal

Moderator: Sourav Sinha, Ajay Arora, Gopal Pillay, Chaitra Jayadev

Chairpersons : George Manayath

Panels: Harshit Vaidya, Vishal Rawal, Manoj Soman, Soumen Mondal,
Raju Sampangi, Navendu Rai, Jatinder Singh

Moderator: Manoj Sasawde

- | | | |
|-------------------------------------------------------------------------------|---|--------------------------|
| 1. OCTA clinched the diagnosis (7 mins) | : | Unnikrishnan Iyer |
| 2. Important OCT biomarkers (7 mins) | : | Ronel Soibam |
| 3. Role of ultrawidefield imaging in everyday practice (7 mins) | : | Vishal Agarwal |
| 4. ICG angiography (7 mins) | : | Krishnendu Nandi |
| 5. Utility of multimodal imaging in retinal diagnosis (7 mins) | : | Peter Hadden |
| 6. Clinical application for OCTA in AMD (7 mins) | : | Anna Tan |
| 7. Differentiating PCV & Wet AMD (7 mins) | : | Manavi Sindal |
| 8. ERG and its clinical application (7 mins) | : | Sandeep Grover |
| 9. Digital workflow for Diagnosis and management of Retinal diseases (7 mins) | : | Navin Sakhija |

DAY 02 - FRIDAY

Session 2: 11:00 - 12:30

Medical Retina

Chairpersons : Prashant Agnihotri and Rajpal Vohra

Panelists: Karthikey Singh, Jay Sheth, Rahul Mayor, Maneesh Bapayee, Prakash V,
Dharmesh Kar

Moderator: Ramesh Venkatesh

- | | | |
|-------------------------------------------------------------------------------------------------------|---|---------------------------|
| 1. Pachychoroid spectrum: All you need to know (7 mins) | : | Mohit Dogra |
| 2. Refractory DME (7 mins) | : | Shashank Rai Gupta |
| 3. Current role of retinal lasers (7 mins) | : | Shrinivas Joshi |
| 4. Sub threshold laser for macular diseases: proposed guidelines (7 mins) | : | Kenneth Fong |
| 5. Aflibercept Q16 & Beyond (7 mins) | : | Mallika Goyal |
| 6. High dose aflibercept in macular diseases: reducing the burden of intravitreal injections (7 mins) | : | Nitin Verma |
| 7. Therapeutic Targets for Anti-VEGF: Molecular Insights and Clinical Translation (7 mins) | : | Ramesh Venkatesh |
| 8. Biosimilars to the rescue in management of Chorio - Retinal diseases (7 mins) | : | Ashish Sharma |
| 9. Asian profile of retinal inherited diseases (7 mins) | : | Beau Fenner |
| 10. Retinal vascular complications of anterior segment surgeries (7 mins) | : | Alok Sen |





Session 3: 12:30 - 14:30
Surgical Retina (VAST 1)

(Macula & Diabetic vitrectomy, complications)

Chairperson : Saravanan

Panelists: Hrushikesh Naigaonkar, Shane Mathew, Sumeet Khanduja, Natasha Radhakrishnan, Anirudh Maiti, S P Choudhary, Avnindra Gupta

Moderator: Ajay Dudani

1. Surgery in Vitreo macular interface disorders (7 mins) : **Piyush Bansal**
2. Amniotic membranes in MH (7 mins) : **Cyrus Shroff**
3. Retinal autograft in macular hole (7 mins) : **Rupak Kanti Biswas**
4. Managing suprachoroidal hemorrhage (7 mins) : **Subhendu Boral**
5. Updates in Myopic Maculopathy (7 mins) : **Khaled M Mourad**
6. Vitrectomy for Diabetic TRD (7 mins) : **Parveen Sen**
7. Managing recurrence in diabetic vitrectomy (7 mins) : **Jayanta Shekhar Guha**
8. Management of advanced diabetic eye disease: a hope to the desperate (7 mins) : **Tarek Maamoun**
9. Diabetic membrane shaving (7 mins) : **Tariq Reza Ali**
10. Detecting secondary membranes during diabetic vitrectomies (7 mins) : **Hemanth Murthy**
11. Fluorescein angiography assisted vitrectomy (7 mins) : **Sunil Ganekal**
12. 3D vitrectomy in ROP (7 mins) : **Prashant Bawankule**
13. Experience with 3D and digital microscopes for modern day surgeries (Aretvo 800) (7 mins) : **Manoj Saswade**
14. Fast & futuristic : Hypervit cutter technologies (7 mins) : **Srinivas Joshi**
15. Nucleus op/iol fixation- combined surgery (7 mins) : **Sachin Mahuli**
16. Intraocular foreign body removal (7 mins) : **Ritesh Narula**



Session 4: 14:30 -16:30

Surgical retina (VAST 2) Retinal Detachment

Chairperson : Mahesh Shanmugan

Panelists: Manoj khatri, Pradeep thakurela, Deependra Singh, Naresh babu, Divya agarwal, Dinesh Talwar

Moderator: Debdulal Chakraborty

- | | | |
|---------------------------------------------------------------------------|---|-----------------------|
| 1. Scleral buckle in the era of vitrectomy (7 mins) | : | Subhadra Jalali |
| 2. Dye based retinal break marker in scleral buckle surgery (7 mins) | : | P Sriharanathan |
| 3. Macular buckle (7 mins) | : | Suganeswari Ganesan |
| 4. Vitrectomy in Giant retinal tear (7 mins) | : | Muhammad Moniruzzaman |
| 5. . Managing PVR (7 mins) | : | Pramod Bhende |
| 6. Subretinal PVR management (7 mins) | : | Jayant Guha |
| 7. Tips for prevention of PVR (7 mins) | : | Dhanashree Ratra |
| 8. Art of retinectomies (7 mins) | : | Anand Rajendran |
| 9. Endoscopic vitrectomy (7 mins) | : | Mudit Tyagi |
| 10. Fibrin Glue in the management of complex retinal detachments (7 mins) | : | Mallika Goel |
| 11. Limited vitrectomy (7 mins) | : | Saamil Sheth |
| 12. Supine positioning post RD surgery (7 mins) | : | Vinod Agarwal |
| 13. Surgical nightmares (7 mins) | : | Karobi Lahiri |
| 14. Surgical management of stage 4 & 5 ROP (7 mins) | : | Mangat Dogra |

DAY 02 - FRIDAY





Session 5: 16:30 - 17:15

Endophthalmitis

Chairperson : Guru Prasad Ayachit

Panelists: Anant Bhosale, Bhavik Panchal, Ashvin Bafna, Pooja Sinha, Anand Subramanium, Sunny Sengupta, Saban Horo

Moderator: Manisha Agarwal

1. Antibiotic susceptibility in Endophthalmitis management study (7 mins) : **Tara Prasad Das**
2. Management protocol after diagnosis of endophthalmitis (7 mins) : **Asheesh Lal**
3. Tricks and traps in endophthalmitis (7 mins) : **Lalit Verma**
4. Silicone oil in endophthalmitis (7 mins) : **Rajeev Jain**
5. Endoscopic vitrectomy in endophthalmitis (7 mins) : **Rajeev Reddy**



Brolucizumab all the way

Pradeep Kumar

Date :15-03-2024
Time : 08:30-09:45
Hall : HALL 3 (Level 0)

Brolucizumab has been introduced as the longest acting Anti-VEGF on present date, but the molecule is surrounded by myths and mysteries. The IC aims to educate the audience about the academic & clinical evidence about Brolucizumab to enable every practitioner to correctly embed the drug in their practice, without being misled by industry driven propaganda. The applications in neovascular AMD will be discussed along with our published Indian data. Our published Indian data on Diabetic retinopathy will be shown. The novel applications of Brolucizumab will be presented. The current and translational research on newer Anti-VEGFs will be discussed along with the all-important financial burden of Anti-VEGFs on our developing economy.

1. Indian experience of Brolucizumab in neovascular AMD & PCV(15 mins) : Pradeep Kumar
2. Indian experience of Brolucizumab in Diabetic | retinopathy (12 mins) : Sanjay Kumar Mishra
3. Novel applications of Brolucizumab(12 mins) : Ruchir Tewari
4. Current & Translational research on Anti-VEGFs(12mins) : Avadhesh Oli
5. Economic challenges of Anti-VEGFs in Indian scenario (12 mins) : Raji K

Panel Discussion : (07 mins)

DAY 02 - FRIDAY

IC329 - Roadblocks in Refractive Surgery

Swapna Nair - Trivandrum, Kerala

Date :15-03-2024
Time : 08:30-09:45
Hall : HALL 4 (Level 0)

Refractive Surgery has emerged as a widely practiced speciality that requires in depth knowledge and updated information on how to manage regular and complicated cases as well as complications that arise during the course of the procedures, This course aims to familiarise surgeons with the steps required to handle common and advanced complications while performing refractive corneal and lens based procedures. The faculty consists of well known prolific surgeons who have tended to multiple such scenarios and they shall be highlighting lucidly with the aid of actual case examples and videos, the course to be taken in unfavorable circumstances to reach an optimal outcome.

1. Introduction (5 mins) : Swapna Nair
2. Errors in Customising Refractive Procedures to Patient Profile (12 mins) : Prathmesh Mehta
3. Short and long term Complications in Corneal Refractive Surgery (12 mins) : Rajesh Sinha
4. Complications of Phakic IOLs and their Management (12 mins) : Swapna Nair
5. Presbyopia Management Reality (12 mins) : S R Sreelekshmi
6. Post refractive Surgery Keratectasia (12 mins) : Anand Parthasarathy

Panel Discussion : (10 mins)





Ophthalmic Anaesthesia Session By Association of Indian Ophthalmic Anaesthesiologists (AIOA)

Date :15-03-2024
Time : 08:30 - 09:45
Hall : HALL 5 (Level 0)

Chairpersons : Renu Sinha, Arshad

1. Pre-surgery Optimizing of pre-existing diseases for eye surgery (12 mins) : **Shalini Subramaniam**
2. Preoperative/Intraoperative anxiety management (12 mins) : **Suman Shree**
3. Regional anaesthesia for eye surgery: What is newer and safer? (12 mins) : **Arshad**
4. Diagnosis, Management and Prevention of Systemic complications following eye surgery under regional anaesthesia (12 mins) : **Tanvir Samra**
5. How to improve Efficiency and Productivity in Ophthalmic Operating Room? (12 mins) : **Renu Sinha**

Panel Discussion : (15 mins)

DAY 02 - FRIDAY

Nepal Ophthalmic Society

Date : 15-03-2024
Time : 08:30 - 09:45
Hall : HALL 8 (Glass Room 1)
(Level 0)

Chairpersons : Ava Hossain, Meenu Chaudhary

Moderator : Purshottam Joshi

1. Simplifying complex pediatric cataract surgery : **Sreejana Adhikari**
2. Management of Retinal Detachment after VR Procedures : **Sanyam Bajimaya**
3. Specular Microscopy, iridocorneal angle and cIOP – can they be the biomarkers in managing anterior uveitis ? : **Ranju Kharel**
4. TASS : **Purshottam Joshi**
5. High order aberration and keratoconus : **Meenu Chaudhary**

Each Talk : (12 mins)





Acute Hydrops - Case Situations and Video Based Session

Chairpersons : Rajesh Fogla
Panellists : Somasheila Murthy, Muralidhar Ramappa,
Rishi Swarup, Himanshu Matalia, Sunita
Chaurasia
Moderators : Jaya Gupta, Purvasha Narang

Date : 15-03-2024
Time : 08:30-09:45
Hall : HALL 3A
Under Ramp
(Level 0)

1. Acute Hydrops- Current Understanding of Pathogenesis and Diagnosis (10 mins) : **Purvasha Narang**
2. Conservative Management (Non- surgical) strategies in Acute Hydrops (10 mins) : **Sumana Chatterjee**
3. Strategic approach using modified technique of compression sutures (10 mins) : **Sunita Chaurasia**
4. DALK / PK nuances in Hydrops(10 mins) : **Sharon D'Souza**

Video based case discussions: (5 mins presentation + 5 mins discussion)

Case 1:
Compression Suture In Pellucid Marginal Degeneration : **Jaya Gupta**

Case 2:
So, Is Descemetopy obsolete? : **Somasheila Murthy**

Case 3:
Recalcitrant Hydrops Management with MIOCT : **Prafulla Maharana**

DAY 02 - FRIDAY





ACOIN

Theme: Paradigms of Ocular Trauma in Day to Day Community Ophthalmic Practice

Date :15-03-2024
Time : 08:30-09:45
Hall : HALL 4A
Under Ramp
(Level 0)

Convenor (4 minutes): Satanshu Mathur

Chairpersons: B N Gupta, Lakesh Madharia, Sharat Das, Md. Yasir
Lalit Nepalia, B N R Subudhi, Awadh Dubey

Moderators: Amar Nath Dey, Sekhar Sarkar, Inder Mohan Rustagi

DAY 02 - FRIDAY

Introduction: (4 minutes): Asim Sil

Lead Talk 1 (5 minutes)

Pattern of Ocular Injury during Agricultural work in a tertiary centre of Assam: **Ruma Das**

Discussion(4 minutes) : **Parikshit Gogate**

Discussion (4 minutes): **Sunil Kumar**

Lead Talk 2 (5 minutes)

Latrogenic trauma: IOL drop : **Sony Sinha**

Discussion(4 minutes): **Jayashree Dora**

Discussion (4 minutes): **Pradip Mohanta**

Lead Talk 3 (5 minutes)

Myths and facts of open globe injuries in RTA: **Subhadra Jalali**

Discussion (4 minutes) : **Mehul Shah**

Discussion (4 minutes) : **Tariq Qureshi**

Three minutes Presentation (An Interesting Case Report on Ocular Trauma)

i) **Manpreet Kaur**, ii) **Bilweswar Samanta**, iii) **Sonam Verma**, iv) **Shivangi Singh**,
v) **Abhishek Onkar**, vi) **Purva Srivastava** vii) **Prateek Nishant** viii) **Anujeet Paul**

* Concluding Remarks: **Parag Mukherjee**

Take Away Message: **Swapan K Samanta

Keynote Address (6'):

An Overview of Ocular Trauma in Indian Subcontinent
Chandana Chakraborty





IC153 - Innovations: How to Realize Your Idea and Take it Global!

Nilesh Kumar - Ara

Date :15-03-2024

Time : 08:30-09:45

Hall : HALL 5A Under Ramp (Level 0)

India has seen a phenomenal rise in indigenous innovations in the last few years. The number of those brilliant innovations though do not fully realize their potential and unfortunately have been labeled as Jugaad and faded into oblivion. A major factor for this loss is the lack of a guiding force for the innovator to take through this journey, which appears long, daunting, and unrealistic to become a reality. The course aims to introduce them to the innovator's journey from finding a worthy germinal idea and growing it to a form where the fraternity accepts it with an open arm. The topics range from conceptualization, patenting, prototyping, and real-world utilization of innovative concepts. The didactic lectures from accomplished innovators in this course will be coupled with dedicated time for a panel discussion and audience interaction to help the audience navigate through any hurdle they might be facing.

- | | | |
|----------------------------------------------------------------------------------------------------|---|--------------------------|
| 1. Introduction to the Course (5 mins) | : | Nilesh Kumar |
| 2. Finding a Problem Worth Solving! (10 mins) | : | Nilesh Kumar |
| 3. Marketing Yourself, Your Innovation and Your Passion-
How to make a global impact! (10 mins) | : | Ashish Sharma |
| 4. Using 3D printing for Innovation & Rapid Prototyping
(10mins) | : | John Davis Akkara |
| 5. Artificial Intelligence (AI) in Ocular Oncology (10 mins) | : | Swathi Kaliki |
| 6. Prudence in Protecting intellectual Property (10 mins) | : | Prakhyat Roop |

Panel Discussion : (20 mins)

DAY 02 - FRIDAY





IC74 - What to Do When IOL is Not in place.....

Shroff Ashok Pranjivandas - Navsari

Date :15-03-2024

Time : 08:30-09:45

Hall : HALL 2A (Level 2)

Surgeon gets scared when he finds that IOL is not in place in his operated patient, either in immediate post op period or little later. This is more common when surgeon is in learning phase. However, it can happen with experienced surgeon also. Here it becomes difficult to explain to the patient and convince him for immediate corrective surgery. In this video-based course, experts will discuss the case about counseling including less or no subsequent charges. They will also explain how to evaluate the condition, mainly IOL position and demonstrate how to manage as depending upon IOL position, whether same IOL can be positioned or need to be explanted and to replace with new PC IOL or scleral fixated IOL depending upon the capsular support available. Aim is to give patient better anatomical and visual results. Important points as what precautions to be taken if some complications occur during primary surgery will also be discussed.

DAY 02 - FRIDAY

1. Introduction (7 mins) : **Shroff Ashok Pranjivandas**
2. Counseling (8 mins) : **Urvija Choudhary**
3. Anterior Dislocation of Loop or IOL (8 mins) : **Harbansh Lal**
4. Decentered IOL (8 mins) : **Shail Vasavada**
5. Subluxation IOL (8 mins) : **Shroff Ashok Pranjivandas**
6. Dislocated IOL in Vitreous (8 mins) : **Vinit Shah**
7. Tips to Avoid such Situation during Primary Surgery (8 mins) : **Rajiv Choudhary**

Panel Discussion : (20 mins)





FREE PAPER

Orbit & Oculoplasty - I

Chairperson : Urmil Chawla
Co- Chairperson : Swarup Pathak
Convenor : Chandana Chakraborti
Co-Convenor : Mihir Mishra
Moderator : Shaloo Bageja

Date : 15-03-2024
Time : 08:30-09:45
Hall : HALL 2B (Level 2)

[FP52] - Lid surgery: which surgery and Why?
Chief & Presenting author : Arundhati Pande (L11875)

[FP63]-Outcome of upper and lower lid retraction corrected by Novel FKPF in Graves' Orbitopathy;
Chief & Presenting author : Salil Kumar Mandal (M12531), Oishik Sarkar, Tithi Kundu, Asrik Mukhopadhyay

[FP65] - Viability of full-thickness skin grafts with cicatricial ectropion of eyelid in acid burn;
Presenting author : Anwesha Maitra (A24110), Chief author : Salil Kumar Mandal, Asrik Mukhopadhyay, Salil Kumar Mandal

[FP262] - Evaluation of Multistage Oral Mucosal Grafting in Reconstruction of Severely Contracted Socket;
Chief & Presenting author : Nitin Vasant Vichare (V09759)

[FP277] - Frontalis advancement flap- can this procedure replace frontalis sling? **Chief & Presenting author : Aditi Mehta Grewal (M18558)**, Komal Sawarkar, Deepak Soni, Kasturi Bhattacharjee

[FP296] - Clinical Spectrum of Bulbar Conjunctival Rhinosporidiosis at a Tertiary Eye Care Facility;

Chief & Presenting author : Prasansha Narnoli (P20730), Tripathy Devjyoti, Samir Mohapatra, Rath Suryasana

[FP470] - Microbiology and antibiotic susceptibility pattern in Congenital Nasolacrimal Duct Obstruction;
Chief & Presenting author: Aparna K.S (A23390), Maneksha V.

[FP563] - A Comparison between Electrocautery and Conjunctivoplasty for the Management of Conjunctivochalasis; **Chief & Presenting author : Upali Tiwari (T23797)**, Geetha G., Shruthi Tara Vasudev

[FP627] - Title : Non surgical approach to orbital venolymphatic malformation. **Chief & Presenting author: Sangeeta Bhadra (S23231)**, Narendra Patidar

[FP759] - Tear biomarkers in Thyroid eye disease: First Indian study; **Chief & Presenting author : Pratheeba Devi Nivean (N13366)**, Kirthi Koka, Swaminathan Sethu, Nivean M

[FP839] - Percutaneous Lignocaine - Beware of unusual aftereffects causing irksome aesthetic trouble ! **Chief & Presenting author : Annesha Sarkar (A21336)**, Kasturi Bhattacharjee

DAY 02 - FRIDAY

Rajasthan Ophthalmological Society (5th) :
Periorbital Necrotising Fasciitis : Clinico- microbiological Profile and Outcomes in 14 cases
Maya Hada (M19909)





IC87 - Explanting IOLs and Refixating secondary IOL, S- Recent Strategies

Cyres Keiki Mehta - Mumbai

Date : 15-03-2024

Time : 08:30-09:45

Hall : HALL 1 (Main Aud.) (Level 4)

The objectives of this course are to teach the intermediate cataract surgeon how to 1.Explant an IOL by a "cut or roll " strategy through a small incision . 2.Perform secondary IOL implantation employing -a.Flangeing b.Intrascleral haptic fixation c.retropupillary fixation d.Transirideal suspension-New! e.Clear corneal Trans irideal lens suspension-New ! DESCRIPTION OF THE COURSE - Explanting and IOL and re inserting the correct secondary IOL with the appropriate lens fixation strategy is important for the intermediate level cataract surgeon. Which is the best technique to remove each IOL for eg "Pac Man", Rolling,hemisecion,intraocular cutters ,will be taught. which is the right technique to employ for which secondary IOL will be taught,for eg how to flange in a multifocal IOL. these are important skills in the surgeons armamentarium and will be taught by the experts.

DAY 02 - FRIDAY

1. Explanting IOL,s and Flangeing lenses-new techniques (15 mins) : **Cyres Keiki Mehta**
2. Disc dumbelling technique and transirideal fixation (15 mins) : **Keiki R. Mehta**
3. Secondary IOL fixation,my journey (15 mins) : **Dudani Ajay Indur**
4. Retropupillary fixation techniques (15 mins) : **Harshul Tak**
5. CMT flex quick and easy (10 mins) : **Nivean M**

Panel Discussion : (5 mins)





IC248 - What Next Situations in Cataract Surgery

Sreeni Edakhlon - Kochi

Date : 15-03-2024
Time : 08:30-09:45
Hall : HALL 1A (Level 4)

There are many situations - both intra operative and postoperative - in which going gets extremely tough for a cataract surgeon. These situations include intraoperative rock hard eye, misbehaving iris, IOL damage, IOL getting stuck in the plunger, wound related problems, severe striate keratopathy, post operative inflammation, endophthalmitis, uncooperative patient, IOL calculation errors, unexplained poor visual recovery, unsatisfied patient despite excellent visual recovery. Our instruction course will discuss the most effective techniques to handle these situations and steps to be taken to prevent them.

1. Eye becomes extremely hard during cataract surgery - What next? (7 mins) : **Prabhu Shanker M.**
2. Repeated iris catch by the phaco tip / repeated iris prolapse –What Next? (6 mins) : **Y. Umesh**
3. Wound Burn – What Next? (5 mins) : **Y. Umesh**
4. IOL Implantation Mishaps – What Next? (7 mins) : **Arup Bhaumik**
5. Descemet's membrane detachment noted on table/post operatively – What Next? (7 mins) : **Arup Bhaumik**
6. Topical anesthesia cataract surgery turns Stormy – What Next? (5 mins) : **Sreeni Edakhlon**
7. Severe inflammation in 2nd day postop cases seen today- 25cases for surgery today. What Next ? (7 mins) : **Sreeni Edakhlon**
8. Postoperative Refractive Surprise – Monofocal/Multifocal/ Toric- What Next ? (7 mins) : **M. Vanathi**
9. Sub optimal postoperative best corrected vision without any obvious reason – What Next? (7 mins) : **Gopal S. Pillai**
10. Good outcome - But the patient is Unhappy– What Next? - PREM – Patient Reported Experience (7 mins) : **Kaushik Murali**

Panel Discussion : (10 mins)

DAY 02 - FRIDAY





IC30 - Oh!! it's Scary to Marry

Salil Kumar Mandal - Kolkata

Date :15-03-2024
Time : 08:30-09:45
Hall : HALL 1B (Level 4)

DAY 02 - FRIDAY

Lid reconstruction is a useful procedure when lid affected with tumor, trauma and face burn . Most of the patient suffers from psychological upset. In this instruction course we intend to discuss the cost, safety, surgical outcome and efficacy of cutler beard eyelid reconstruction utilizing various materials e.g. autogenous auricular cartilage Novel silicon plate and others for tarsal plate replacement following excision of large malignant tumors. Use of Novel expander in lid reconstruction, tenzel rotational flap and skin grafting in trauma and face burn . Successful application of double z plasty. And also discuss Eye lash and lid sparing orbital exenteration in black fungus infection the novel procedure demonstrated and discuss the possible complication and rehabilitation. This instruction course is video based presentation and discussion. At last discuss the management of upper and lower lid retraction by Novel Filamentous knitted polyester Fabric Graves Orbitopathy

1. Applied Anatomy of eye lid and face scoring system (10 mins) : **Asrik Mukhopadhyay**
2. Upper and lower lid Tenzel rotational flap , Double Z plasty (12 mins) : **Raka Chatterjee**
3. Modified CutlerBeard procedure with auricular cartilage in maggot infested tumor (12 mins) : **Md. Shahid Alam**
4. Lid architectural support with trilaminar sclera in modified cutler beard procedure (12 mins) : **Purban Ganguly**
5. Lid Reconstruction by Novel silicone plate Novel tissue expander, Novel FKPF spacer material in TED (18 mins) : **Salil Kumar Mandal**

Panel Discussion : (10 mins)



FREE PAPER

Cataract - I

Chairperson : Anant Gade
Co-Chairperson : Minu M. Mathen
Convenor : Asit Kumar Chakrabarti,
Co-Convenor : Haimanti Choudhury
Moderator : Jayashree Baruah

Date : 15-03-2024
Time : 08:30-09:45
Hall : Trade Hall 1
Trade Area Level 1

[FP1580] - MSICS-PRO versus Phacoemulsification in topical cataract surgeries; **Chief & Presenting author: Devaprasad Gopal (G16302)**, Devaprasad Gopal

[FP1582] - Heparinised irrigation fluid vs Heparinised PCIOL on post op inflammation after cataract surgery; **Presenting author : Varsha Wilson (V27909)**, Chief author : Manjunath B.H., Sowparnika A B

[FP1585] - Outcomes of Toric IOL in patients with Corneal Ectasia; **Chief & Presenting author : Sujeet Prakash (P22909)**, Ashok Kumar Meena, Gautam Singh Parmar

[FP1668] - Toric vs Non-Toric Intraocular Lenses in Low Astigmatism: Excellent Outcomes and Statistical Parity; **Chief & Presenting author : Tejaswi Ragolu (T23729)**, R. Meena Kumari, Shruthy Vaishali Ramesh

[FP1853] - Trishool Triple Edge Wedge Tool: Classical Simple Machine to Crack and Break the Hard Cataract; **Chief & Presenting author : Rajendra Prasad (P14714)**, Arvind Kumar Morya, Anurag Badhani

[FP2195] - "The Hammock": An Innovative surgical approach for IOL Dislocation; **Chief & Presenting author : Tavish Gupta (G25848)**, Sudarshan Kumar Khokhar, Aishwarya Rathod

[FP2555] - Comparative analysis of SIA calculators based on vector method & polar method in cataract surgery; **Chief & Presenting author : Narendra Singh Verma (V11324)**

[FP2811] - The novel approach of managing posterior polar cataract by eliciting Floating Sign and avoiding PCR.; **Chief & Presenting author : Nichlani V.K. (N05412)**, Rajendra Kumar Gupta, Paresch Nichlani

[FP3004] - Comparison of functional outcomes between FLACS and MICS in post radial keratotomy cataract; **Chief & Presenting author : J.K.S. Parihar (P03560)**, Ashwini Kumar Singh Parihar, Jaya Kaushik, Mahipal S. Sachdev

[FP3108] - Intra operative Hard Eye during Phacoemulsification- An analysis; **Chief & Presenting author : Deepak Megur (M08810)**, Bharathi Megur

DAY 02 - FRIDAY

Keynote Address (6'):

AIOS – Sante Vision Award 2023 : Long-Term Assessment of PC-IOL Optic Adherence And Nd:Yag Capsulotomy Rate of Surface Modified IOL
Manpreet Kaur (K18920)





FREE PAPER

Uvea - I

Chairperson : Raju S.
Co- Chairperson : Sumeet Khanduja
Convenor : Bibhuti B. Kashyap
Co-Convenor : Vijay Pratap Singh Tomar
Moderator : Vaibhav Sethi

Date : 15-03-2024
Time : 08:30-09:45
Hall : Trade Hall B
Trade Area Level 1

DAY 02 - FRIDAY

[FP71] - Capillary Ferning On Ffa:clinical Phenotypes And Treatment Response In Posterior Uveitis-Case Series; **Chief & Presenting author : Manishikaa T (M23834)**, Jyotirmay Biswas, Sree Keerti Ramavath

[FP75] - Is the treatment of Non-infectious Paediatric Uveitis gruelling for an Ophthalmologist? **Chief & Presenting author : Jonathan Malcolm Chavan (C22412)**, R. Rathinam Sivakumar

[FP87] - A unique case report of syphilitic retinal vasculitis with miliary lesions.; **Chief & Presenting author : Sree Keerti Ramavath (S23246)**, Jyotirmay Biswas, Manishikaa T

[FP182] - PCR for Mycobacterium tuberculosis genome in Granulomatous Anterior Uveitis – Analyzing 51 eyes; **Chief & Presenting author : Anshukita Anshukita (A24165)**, Jyotirmay Biswas

[FP383] - Clinical profile and management of ocular TB presenting in a ter-

tiary eye care centre in North U.P.; **Chief & Presenting author : Subhamita Guha (S24680)**, Piyush Kohli

[FP543] - Efficacy of adalimumab in non- infectious uveitis: a study at a tertiary care center in South India; **Chief & Presenting author: Nida Khan (N24451)**, Jyotirmay Biswas

[FP584] - A case series of syphilitic uveitis in a tertiary care institute of North-East India; **Chief & Presenting author : Pritisha Goswami (P27997)**, Tanie Natung, Ester Sekhose, Benjamin Nongrum

[FP628] - Analysis Of Etiological Pattern Of Anterior Uveitis In A Tertiary Care Centre.; **Chief & Presenting author : Arsha Ressel.S.A (A27505)**, Hannah Shiny Rubsingh, Veeralakshmanan Shanmugam, R. Rinita



IC232 - Breaking the Retinal Barrier: Journey into Sub-Retina & Supra-choroid

Date :15-03-2024

Time : 08:30-09:45

Hall : AIOC Theatre 1

Jayanto Shekhar Guha - Delhi

With improvements in VR techniques, indications of VR surgery are expanding to include procedures involving choroid. There exists many sub-retinal conditions where patients can benefit from timely and appropriate surgical management. It becomes important for VR surgeons to anticipate, diagnose and take appropriate remedial measures to manage these complex situations. Unfortunately most VR surgeons are wary of doing choroidal surgeries because of lack of training and exposure. This advanced level instruction course aims at VR surgeons in training or in practice. It will be conducted by experts and give insights into complex sub-retinal conditions, their causes, prevention and management. After attending the course, VR surgeons shall be able to recognize these complex situations, plan and perform these procedures to maximize their results. The course also aims to spread awareness among ophthalmologists about the possibility, limitations and results in managing these complex situations.

1. Chorio retinectomies (10 mins) : **Sangeet Mittal**
2. Choroidal detachments and choroidal Drainage techniques (10 mins) : **Kelkar Aditya Shreekant**
3. Sub-retinal PVR (10 mins) : **Jayanto Shekhar Guha**
4. Chorio retinal biopsies (10 mins) : **Vishal Raval**
5. Submacular haemorrhage (10 mins) : **Nishikant Borse**
6. Supra choroidal haemorrhage – causes, prevention and management (10 mins) : **Boral Subhendu Kumar**

Panel Discussion : (15 mins)

DAY 02 - FRIDAY





AIOC Theatre - E-Poster (Trauma)

Date :15-03-2024

Time : 08:30-09:00

Hall : AIOC Theatre 2

Chairpersons : Priethikka, Sameeksha M

[FP300] - An unusual presentation of High Altitude Retinopathy with Solar Retinopathy.; **Chief & Presenting author : Subodh Lakra (L18260)**, Grace Lhinghoithem Haokip, SwekshaPriya, Poulami Pal

[FP2395] - An unexpected visual outcome in case of open globe injury: A case report; **Chief & Presenting author : Keshav Kumar Hota (H27038)**, Ravi Kant Netam, Yamini Bhendia, Somya Dulani

[FP1072] - Orbital foreign bodies - A hit or a miss; **Chief & Presenting author : Asma Khan (K18789)**, Viji Rangarajan

[FP2480] - Traumatic iridodialysis: double gateway to the diagnosis; **Chief & Presenting author : Riddhima Juneja (R26177)**, Vishnu Swarup Gupta

[FP1143] - Epidemiology, etiology and outcomes of pediatric open globe injury in a tertiary eye care hospital; **Chief & Presenting author : Nobel Teena A (T28044)**

[FP2653] - A peculiar case report: Ocular trauma caused by helmet impact; **Chief & Presenting author : Sakshi Lochab (S23258)**, Jitender Kumar, Sumit Sachdeva, Manisha Nada

DAY 02 - FRIDAY

Cataract Panorama

Date :15-03-2024

Time : 09:45-11:00

Hall : HALL 3 (Level 0)

Chairperson : D Ramamurthy

Panelists @ AIOC : Jeewan Titiyal, Partha Biswas, Purendra Bhasin, Vineet Ratra, Chitra Ramamurthy, Gaurav Luthra, Tamilarasi

Synopsis: Though Cataract surgery has progressed by leaps & bounds there are still several unanswered questions & not so well defined concepts. From an absolutely practical stand point this session in a panel discussion format with a stellar faculty, will deal with the dilemmas faced by a practicing Ophthalmologist. It would cover the entire gamut of Cataract surgery from pre-operative evaluation, biometry, surgery, surgical complications, Post-operative management and optimizing outcomes. The constant endeavour would be to deliver several take home points to the attending delegates which they can directly employ on their return to surgery.

Keynote:

Lock in visual performance with rock solid rotational stability
D Ramamurthy





Cataract & Infection Control Symposium

Moderator: Lalit Verma

Panellist: Jayanshu Sen Gupta, Satyajit Sinha

- | | | |
|-----------------------------------------------------------------------------------------------------------|---|--------------------------|
| 1. Pearls for handling challenging Phaco cases (15 mins) | : | Chitra Ramamurthy |
| 2. Intracameral moxifloxacin for post-operative endophthalmitis prophylaxis – Is it beneficial? (15 mins) | : | Namrata Sharma |
| 3. Postoperative reaction - Inflammation or Infection? (15 mins) | : | Avnindra Gupta |
| 4. Cataract & OSD – Role of Dual polymer tear substitute for OSD management (15 mins) | : | Rishi Swarup |
- Panel Discussion : (15 mins)

Date :15-03-2024
Time : 09:45-11:00
Hall : HALL 4 (Level 0)

President's Guest Lectures

Chairpersons : Harbansh Lal, Samar Basak

Co- Chairpersons: Lalit Verma, Partha Biswas, Santosh G Honavar, Manoj Mathur

Convenors: Vanathi M, Prashant Bawankule, Krishna Prasad Kudlu

Moderator: Namrata Sharma

- | | | |
|--------------------------------------------------------------------------------------------------------|---|-----------------------|
| 1. Welcome | : | Samar Basak |
| 2. Introduction | : | Anthony Aldave |
| 3. Preclinical results of SLC4A11 gene therapy for Congenital heredity endothelial dystrophy (15 mins) | : | Anthony Aldave |
| 4. Introduction | : | Uday Devgun |
| 5. Conquering Challenging Cataract Cases (15 mins) | : | Uday Devgun |
| 6. Primary Eye Care : Where difference can be made (10 mins) | : | GN Rao |
| 7. Challenges and Opportunities in Preventing Blindness Beyond 2020 (10 mins) | : | Ava Hossain |

Date :15-03-2024
Time : 09:45-11:00
Hall : HALL 5 (Level 0)

Communication Skills

Sunaina Malik

1. In today's times, communication skills are of utmost importance, because they are needed for
2. Patient Interaction
3. Presentations (Scientific/others)
4. PG seminars and so on

During this course, we are going to show you how to put your best foot forward while doing all of the above. So we have divide it into 4 segments

A. How to be an effective speaker B. How to make an excellent Power point presentation

C. How to make an excellent Video presentation D. How to research and prepare a good paper for publication.

All the instructors are stalwarts not only in Ophthalmology but also in Life, who will do full justice to their topic.

- | | | |
|-----------------------------------------------------------------------|---|--------------------------|
| 2 - How to prepare an excellent Power point Presentation (min 15) | : | Archana Ajay Vare |
| 3 - How to prepare an excellent Video Presentation (min 15) | : | Shubha Jhavar |
| 4 - How to research and prepare a good paper for publication (min 15) | : | Barun Kumar Nayak |

Date :15-03-2024
Time : 09:45-11:00
Hall : HALL 8 (Glass Room 1)
(Level 0)

DAY 02 - FRIDAY





IC287 - Take the Bull by its horns: Challenging Cataract surgery: Cornerstones of Success!

Anagha Heroor - Thane

Date :15-03-2024

Time : 09:45-11:00

Hall : HALL 3A Under Ramp (Level 0)

Course will cover dilemmas in various aspects of cataract surgery in challenging situations like Small pupils, subluxated cataracts, cataract surgery in Dense Brown Hard cataracts , Post Surgery refractive surprise & tips to manage Posterior Capsular tears to improve visual outcomes. We will present the scientific approach taken by the speakers in the given situation, weighing the other options available & the possible outcomes. We will also have an interesting panel discussion on some unique cases and how we can best handle them. The speakers will be discussing practical tips in the given situations giving the delegates an excellent insight into the right options available.

- | | | |
|----------------------------------------------------------------------------|---|--------------------------|
| 1. Tough Nut to Crack: Managing Hard Cataracts (10 mins) | : | Mahipal S.Sachdev |
| 2. Small is beautiful: Managing small pupils in cataract surgery (10 mins) | : | Anagha Heroor |
| 3. Bail me out: Managing Subluxated Cataracts!! (10 mins) | : | Om Parkash Rohit |
| 4. Oops I made a mistake: Post surgery refractive surprise (10 mins) | : | Sandeep Nagvekar |
| 5. What do I do now?: Top Tips in PCR Management (10 mins) | : | Suhas Haldipurkar |
| 6. Getting the best out of your phaco system (10 mins) | : | Upsham Goel |

Panel Discussion : (15 mins)

Challenging The Challenges In Oculoplasty: Intricacies and Insight

Urmil Chawla

Date :15-03-2024

Time : 09:45-11:00

Hall : HALL 4A Under Ramp (Level 0)

The aim of this course is to provide a comprehensive overview of potentially challenging conditions that present to the oculoplastic surgeon and give a detailed insight into identifying the red flags, clinical sign sand imaging modalities that help diagnosis. The course aims to bring out the specific differences and intricacies of surgical indications and management with an emphasis on current trends, newer technologies and a global perspective. Help of clinical photographs and surgical videos will be taken to make the course more appealing. At the conclusion of this course, the attending delegates will be learned enough to handle these situations in a better and confident way. Case based and interactive approach shall be the highlight of this Instruction course.

- | | | |
|------------------------------------------------------------------------------------------------|---|-----------------------|
| 1. Lid Reconstruction : Various Approaches (min 12) | : | Shaloo Bageja |
| 2. Ptosis Revisited : Controversies and Advances (min 12) | : | Urmil Chawla |
| 3. Lid lacerations and canalicular injuries :Tips and Tricks in management (min 12) | : | Shreya Shah |
| 4. Lid and lacrimal abscess: Navigating the changing trends in antibiotic sensitivity (min 12) | : | Bhawna Piplani |
| 5. Necrotising fasciitis of lids: Management protocols (min 12) | : | Vandana Sharma |





IC592 - Optical Coherence Tomography (OCT) for the General Ophthalmologist

Dinesh Talwar - New Delhi

Date :15-03-2024

Time : 09:45-11:00

Hall : HALL 5A Under Ramp (Level 0)

OCT has emerged as one of the most important tools for the diagnosis and management of various retinal disorders. It is also being increasingly used for glaucoma and anterior segment pathologies. This basic course aims to familiarise the general ophthalmologist about : How to read an OCT and OCT findings and their interpretation in common retinal disorders. Usefulness of OCT as an adjunctive tool in glaucoma and various anterior segment pathologies will also be discussed as also the recent innovations like OCT angiography and their role.

- | | | |
|---------------------------------------------------------------------------------------------|---|--------------------|
| 1. Anterior Segment OCT : What All Info Can It Give (10 mins) | : | Hemlata Gupta |
| 2. Role of OCT in Glaucoma (10 mins) | : | Charu Khurana |
| 3. How to Read A Normal Retinal OCT ; Various Layers and Their Clinical Relevance (10 mins) | : | Purnima Sood |
| 4. Pathological Changes in OCT in Various Retinal Disorders (10mins) | : | Dinesh Talwar |
| 5. OCT Angio : A New Dimension - What All Can It Reveal (10mins) | : | Naresh Kumar Yadav |

Panel Discussion : (25 mins)

IC495 - Oculoplastic lumps and bumps for General Ophthalmologist

Sumeet Lahane - Mumbai

Date :15-03-2024

Time : 09:45-11:00

Hall : HALL 2A (Level 2)

We all see lot of eyelid to retinal lesions in day today OPD and sometimes curious and many times confused about diagnosis and treatment. Most of these lesions come with clues in their own and can easily managed with correct in place protocol for same. Eyelid lesions seen relatively early to retinal lesions diagnosed in later stages of disease all have their own features which make it clinically evident and possible to diagnose. Here will come up with case scenarios covering lumps and bumps from eyelid to orbit which we commonly come across and also simplified ways of management

- | | | |
|---------------------------------------------------------------------|---|-------------------------------------|
| 1. Eyelashes and ocular surface - Have I ever seen this ? (10 mins) | : | Sumeet Lahane |
| 2. Eye lid lumps and bumps - Benign (10 mins) | : | Puneet Jain |
| 3. Eyelid lumps and bumps - malignant (10 mins) | : | Fairooz Puthiyapurayil Manjandavida |
| 4. Colorful retinal lesions - not to worry about (10 mins) | : | Sonal P Yadava |
| 5. Colorful retinal lesions - to be worried about (10 mins) | : | Mrittika Sen |
| 6. Proptosed eye - case wise (15 mins) | : | Santosh G. Honavar |

Panel Discussion : (10 mins)





FREE PAPER

Orbit & Oculoplasty - II

Chairperson : Bhaduri Anirban
Co-Chairperson : Sharmistha Behera
Co-Convenor : Arundhati Pande
Moderators : Chandana Kakati, Chittam Senthil Nathan

Date : 15-03-2024
Time : 09:45-11:00
Hall : HALL 2B (Level 2)

DAY 02 - FRIDAY

[FP865] - Effect of IVMP on Choroidal vascularity index in active thyroid eye disease patients; **Chief & Presenting author** : Farheena Kulsum (F23558), Narendra Patidar

[FP936] - Comparative Analysis Of Surgical Closure By Laissez Faire Vs Conventional Lid Reconstruction; **Chief & Presenting author** : Deepak Mishra (M12337), Mamta Singh, Bibhuti Prassan Sinha, Gyan Bhaskar

[FP987] - Invaded Orbital Boundaries; **Chief & Presenting author** : Priyanka (P26141), Apjit Kaur

[FP1000] - Thyroid Associated Ophthalmopathy: Study Correlating Clinical Profile, Hormonal Status & Orbital Imaging; **Chief & Presenting author** : Kashmina Kumar (K26919), Pankaj Baruah

[FP1045] - Role Of Reproductive Hormones In Dacryocystorhinostomy; **Chief & Presenting author** : Akanksha Agarwal (A27342), Soumyadeep Majumdar, Sankha Subhra Chaudhuri

[FP1053] - A rare case of Sino Orbito Cerebral Mucormycosis in an immunocompetent infant; **Chief & Presenting author** : Shachi Srivastava (S17284), Shashi Vashisht, Jolly Rohatgi

[FP1099] - Congenital Bilateral Upper Eyelid Eversion: a Rare Disease; **Chief & Presenting author** : Nilesh Jain (J09479), Nilesh Jain

[FP1128] - Epidemiology, presentation and treatment outcomes of chronic dacryocystitis: A Cross Sectional study; **Presenting author** : Nidhi Tomar (N24627), Chief author: Anupam Singh, Adarsh Keshari

[FP1276] - Retrobulbar Injection of Liposomal Amphotericin B in Rhino orbital mucormycosis -A Gleam of hope; **Chief & Presenting author** : Neha Modani (N28247), Prachi Bakare, Rupali Amale

[FP1288] - Functional outcome in patients undergoing orbitotomy for cavernous venous malformation (CVM); **Chief & Presenting author** : Marian Pauly (P13465), Shebin Salim

[FP1289] - Double Staged Flap Procedures For Eyelid Reconstruction In A Case Of Meibomian Gland Carcinoma; **Chief & Presenting author** : Ashwini Raut (A23835), Saptagirish Rambhatla

Keynote Address (6'):

AIOS – Sujatha Savitri Rao Award 2023- Transconjunctival Intra-Levator Triamcinolone for Upperlid Retraction in Thyroid Eye Disease
Shaifali Chahar (C17150)





IC334 - Cataract Surgery Crisis Management 101

**Vasavada Abhaykumar Raghukant -
Ahmedabad**

Date :15-03-2024
Time : 09:45-11:00
Hall : HALL 1 (Main Aud.) (Level 4)

Present-day cataract management requires surgeons to not only incorporate newer technologies but also update their skills in managing complications. This course aims to identify complicated situations that any surgeon may encounter during or after cataract surgery and provides pearls to effectively manage such crises. It will illustrate critical management of issues such as posterior capsule rupture, phacoemulsification in challenging ocular environments, and dissatisfied premium IOL patients.

1. Cataract surgery with preexisting PC defect (10 mins) : **Vasavada Abhaykumar Raghukant**
2. When the capsule gives away after IOL implantation (10 mins) : **Samaresh Srivastava**
3. Challenging cases (10 mins) : **D. Ramamurthy**
4. The Iris Issues (10 mins) : **Lajja Shastri**
5. Dealing the Dancing Descemet's (10 mins) : **Shail Vasavada**
6. Challenging cases (10 mins) : **Rushad Shroff**

Panel Discussion : (15 mins)

DAY 02 - FRIDAY

IC117 - Troubleshooting Unhappy Cataract Surgery Patients

Krishna Prasad Kudlu - Udupi

Date :15-03-2024
Time : 09:45-11:00
Hall : HALL 1A (Level 4)

Cataract surgery has become more of a customized refractive surgery with high expectations from the patients in this era .We wish to address the problems faced by patients in this course and aim at the appropriate step by step diagnosis and management strategy we can do to minimize the issues and have a happy patient. We will be approaching this issue in a very detailed manner from anterior segment pathology problems ,intra op issues,post operative surprises and posterior segment pathologies involved.

1. Introduction (5 mins) : **Krishna Prasad Kudlu**
2. Associated Ocular Surface Disorder (10 mins) : **Aparna Nayak**
3. Dysphotopsia (10 mins) : **Vikram Jain**
4. Post Catarct Surgery Residual Refractive error (12 mins) : **Krishna Prasad Kudlu**
5. Decentred IOL and IOL TILT (10 mins) : **Shamanth Shetty**
6. Capsular Contracture and Capsular distension syndrome (12 mins) : **Sunil Ganekal**
7. Associated Retinal Pathology (10 mins) : **Sharat Hegde**

Panel Discussion : (5 mins)





IC397 - Perfecting the techniques of Small incision cataract surgery (SICS)

Kamaljeet Singh - Allahabad

Date :15-03-2024

Time : 09:45-11:00

Hall : HALL 1B (Level 4)

SICS is the most commonly taught and performed surgery in India. In developing countries like India where the population is high, SICS is a boon as it allows for faster surgery with good visual quality. This course will discuss easy and innovative tricks to handle SICS in challenging conditions that coexist with cataract like corneal opacity, uveitis, glaucoma, subluxation and astigmatism. Many different techniques are required during surgery when these diseases occur simultaneously with cataract. This course is designed for the experienced SICS surgeon. The faculty have a wealth of experience of both SICS and teaching principles. This course will demonstrate ways to handle SICS in challenging conditions so as to improve the surgical outcome and reduce the chances of complications

DAY 02 - FRIDAY

1. SICS in hard cataract (8 mins) : **Malik K.PS**
2. SICS in Glaucoma (8 mins) : **Ruchi Goel**
3. SICS in corneal diseases (8 mins) : **Lahane Tatyrao Pundlikrao**
4. SICS in Small pupil (8 mins) : **Satya Prakash Singh**
5. SICS in subluxated cataract (8 mins) : **Ragini Hasmukhray Parekh**
6. SICS in High Astigmatism (8 mins) : **Pranav Saluja**
7. Modifications in SICS (8 mins) : **Kamaljeet Singh**

Panel Discussion : (19 mins)



FREE PAPER

Cataract - II

Chairperson : Santosh Bhide
Co-Chairperson : Zahiruddin Khan
Convenor : Abdul Aziz Makayee
Co-Convenor : Bandyopadhyay Manas
Moderator : Swati Agarwal

Date : 15-03-2024
Time : 09:45-11:00
Hall : Trade Hall A
Trade Area Level 1

[FP33] - Exploring post-cataract surgery outcomes: The role of Effective Phacoemulsification Time; **Chief & Presenting author** : Sara Rizvi (S23067), Neelima Mehrotra

[FP44] - Post operative refractive status in eyes with P C rupture in cataract surgery in a Tertiary Centre; **Chief & Presenting author** : Kanchan bala Rathore (R14761)

[FP56] - Safety and Efficacy profile of a new design of Angled Chopper and Dialler; **Chief & Presenting author** : (Brig) Gaurav Kapoor (K09014), Vijay Kumar Sharma, Vikas Ambiya, Sandeep Gupta

[FP91] - Visual outcomes of new refractive extended depth of focus IOL (Luxsmart IOL)-A real life experience; **Chief & Presenting author** : Sreelakshmi Nimmagadda (N15358), Raghavender Reddy Arra, Sujeeth Modaboyina

[FP120] - Simulator, an effective tool to teach importance of a good grip for holding instruments; **Chief & Presenting author** : Tejas Sheth (S12875), Akshay Nair, Chetankumar Ahiwalay, Kimaya Chavan

[FP141] - Association of serum 25-hydroxy Cholecalciferol levels in cataractous and noncataractous patients; **Chief & Presenting author** : Ankita Sharma (A25992), Amit Raj, Prateek Nishant

[FP338] - A New Dual Prechopping Technique In Flacs -Far More Efficient Than Regular Flacs; **Chief & Presenting author** : Cyres Keiki Mehta (M07434), Keiki R. Mehta

[FP361] - Ophthalmic Suture Simulator: Scleral wound suturing using a virtual reality 3D simulator; **Chief & Presenting author** : Ashish Bacchav (B12260), Susha Sugathan, Kimaya Chavan, Chetankumar Ahiwalay

[FP378] - Comparison Of Visual Outcomes Between Ringless Progressive Iol And Diffractive Trifocal Iol; **Chief & Presenting author** : Dineshkumar Nathalal Maru (M15363)

[FP386] - Negative Dysphotopsia – An Enigma Of The Past; **Chief & Presenting author** : Debashish Dutta (D07662), Saumendra Nath Ghose, Minu M. Mathen, Mrinmoy Das

[FP541] - Precision toric - novel, AI based, indigenous, cost effective toric guidance system - follow up study; **Chief & Presenting author** : Swapnil Kothari (K11313), Rita Kothari

DAY 02 - FRIDAY





FREE PAPER

Refractive Surgery - I

Chairperson : Uma Sridhar
Co-Chairperson : Amit Tarafdar
Convenor : Parul M. Sharma
Co-Convenor : Santosh Kumar
Moderator : John Sarkar

Date : 15-03-2024
Time : 09:45-11:00
Hall : Trade Hall B
Trade Area Level 1

DAY 02 - FRIDAY

[FP127] - Analysis of Ocular Surface Changes after Lenticule Extraction Using a novel Imaging Methodology; **Chief & Presenting author : Apoorva Agrawal (A24291)**, Reshma Ranade, Mathew Kurian, Rushad Shroff

[FP209] - Correlation of Psychometric Personality traits with Post-Refractive Surgery Quality of Vision & Life; **Chief & Presenting author : Salu Chandran (S25840)**, Manpreet Kaur, J. S. Titiyal

[FP389] - Impact of novel iSMART software on topography-guided LASIK outcomes; **Chief & Presenting author : Zain Khatib (K17738)**, Niha Juvale, Irfan Khatib

[FP394]-ToricMarkerforLenticuleBasedRefractive Surgery; **Chief & Presenting author : Kumar Doctor (D03945)**, Shivani Pattnaik

[FP764] - Ablate : the safe way Retrospective study to compare results of PRK in high and low myopic patients; **Chief & Presenting author : Sowmya Peri (S20218)**, Yasaswini Vamaravalli, Mounika Gadikota, Nasrin

[FP851] - Long Term Outcomes Of Intra-Corneal Ring Segments with Corneal Cross-Linking in Keratoconus; **Chief & Presenting author : Pranita Sahay (S16689)**, Raghav Malik, Ritika Sachdev, Mahipal S. Sachdev

[FP887] - Evolving trends in Keratoconus; **Chief & Presenting author : Rashmi Deshmukh (D17345)**, Anthony Vipin Das, Pravin Krishna V.

[FP1156] - Keratometric And Pachymetry Changes Post Micro Lasik, Femto Lasik, And Smile In An Indian Population; **Chief & Presenting author : Himani Chatterjee (H24905)**, Pratyush, Partha Biswas, Somnath Mandal

Keynote Address (6'):

AIOS – Shiv Prasad Hardia Award 2023 (Joint Winner) - Double Anterior, Single Posterior (DASP) Delineation Technique for Correct Plane Dissection in Smile - **Vikas Veerwal (V18051)**





AIOC Theatre - E-Poster (Cornea/External Eye & Ocular Surface Disease)

Chairpersons : Soumya P P, Jophy Philips

Date :15-03-2024
Time : 09:45-11:00
Hall : AIOC Theatre 1

[FP131] - Conjunctival inclusion cyst versus filtering bleb – A close mimic; **Chief & Presenting author :** Rajalakshmi S. (R15744), Janani R

[FP261] - A giant cystic degeneration of pterygium an unusual scenario; **Chief & Presenting author :** Hari Lal Naik Ramavath (R27613), Himanshu Gupta

[FP484] - Prevalence and Severity of Dry Eye among medical students in West Bengal using OSDI questionnaire; **Chief & Presenting author :** Anik Ghosh (G27898), Biswarup Ray

[FP743]-A rare case report on anterior ectopic cilium
Chief & Presenting author : Sri Divya (D27183), B. Chandra Sekharan

[FP778] - Keratoconus in pediatric age group; **Chief & Presenting author:** Aditi Parab (A22801), Josephine Christy S

[FP1056] - Custard apple seed powder-induced keratitis – A not so fruitful traditional practice; **Chief & Presenting author :** Vivea Nagdev (V28068), K. Vallabha, Shweta Patil, Keerti Wali

[FP1327] - A case of keratoconus and bilateral congenital cataract in a patient with Down's syndrome.; **Chief & Presenting author :** Markandeya Singh (S26624), Tapan Gogoi

[FP1626] - Catastrophic effect of Steroid misuse in Viral Conjunctivitis; **Chief & Presenting author :** Aakanksha Sinha (A26772), Sakshi Kumar, Rakhi Kusumesh

[FP1682] - A recalcitrant case of fungal keratitis; **Chief & Presenting author :** Rohit Dureja (D19203)

[FP1696] - A review of Clinical, microbiological profile and treatment outcome of infectious scleritis in India.; **Chief & Presenting author :** Debasmita Bera (D21421), Amitabh Kumar, Aditi Johri, Mona Bhargava

[FP1714] - Comparison of topographic parameters in ocular pathology using a dual Scheimp-

flug imaging device.; **Chief & Presenting author :** Parul Mittal (P26238), Vidhya Verma, Bhavana Sharma

[FP2356] - Topical Insulin for the treatment of non-healing corneal ulcer; **Chief & Presenting author :** Prince Abu Aamir (A27841), Akshita Sharma, Shimpa Kundan, Pramod Kumar Sahu

[FP2374] - Comparison of different techniques used in attaching of conjunctival autograft in pterygium surgery.; **Chief & Presenting author :** Diksha Kumare (D28187), Agarwal Manoj Kumar, Priyanka Dhayதாக, Purva Valvekar-Date

[FP2553] - Outcome after optical keratoplasty in congenital hereditary endothelial dystrophy: The siblings curse; **Chief & Presenting author :** Trupti Sute (T28326), Eshan Warjekar, Kavita Anand Dhabarde

[FP2670] - A case of microsporidial keratitis; **Chief & Presenting author :** Shilpa K (S27990), Rekha Mudhol

[FP2863] - Role of Accelerated Corneal Cross-Linking with Photo-Activated Chromophore in Infectious Keratitis; **Chief & Presenting author :** Sreeramyaa Palanisamy (S23882), Manohar Babu Balasundaram, Anuja Janakiraman, Lokeshwari Aruljyothi

[FP2995] - Clinical evaluation of cornea affected in systemic diseases - their current & emerging treatment; **Chief & Presenting author :** Shreyashi Tripathi (S28425), Siddiqui Parvez Ahmed

[FP3049]- PENTACAM'S PERSPECTIVE: A Case of Keratoconus and its association with allergic conjunctivitis; **Chief & Presenting author :** Apurva Bagla (A28294), Santosh I Kumar

[FP3127] - Management of acute hydrops in keratoconus with anterior segment optical coherence tomography (ASOCT); **Chief & Presenting author :** Tanvi Ganatra (T23531), Suvira Jain

DAY 02 - FRIDAY

Each Presentation is 3 minutes





AIOC Theatre - E-Poster (Community / Social Ophthalmology / Comprehensive Ophthalmology)

Date :15-03-2024
Time : 09:00-09:45
Hall : AIOC Theatre 2

Chairpersons : Smitha Jasper, Amol Ganvir

DAY 02 - FRIDAY

[FP329] - Pattern of ocular morbidity in school children in urban slums and rural areas in Udaipur, Rajasthan; **Chief & Presenting author : Govind Prakash (P28007)**, Alokita Sharma, Seemal, Lipa Mohanty

[FP849] - Title : 20-20-20 rule and digital eye strain; **Chief & Presenting author : Priya Wasan (P27048)**, Pranav Shekhar, Deepti Prabha Ekka, Sofia Ahmad

[FP964] - Diving into the Iridescent Abyss- A Case of Oculocutaneous Albinism; **Chief & Presenting author : Sameeksha M (S27974)**, Narandran B S

[FP1609] - Unmasking CNS Relapse in B-Cell ALL: The Crucial Role of Ophthalmologists; **Chief & Presenting author : Najva Sherin P (N28211)**; Esakki Rajeswari, Parvatha Sundari Natarajan

[FP1690] - Endophthalmitis: Pearls for junior residents beyond clinical decision making; **Chief & Presenting author : Maansi Shah (M27219)**, Bhandari Akshay Jawahirlal

[FP2181] - Imposters of posterior uveitis: A case series; **Chief & Presenting author : Varsha A (V25283)**, Pradeep Sagar, Ravi Shankar H.N., Shubhra Sweta

[FP2315] - Analysis of 100 patients coming for Disability Certificate at a tertiary eye hospital.; **Chief & Presenting author : Aishwarya Gavit (A28308)**, Agarwal Manojkumar, Priyanka Dhaytadak, Purva Valvekar

[FP2648] - Analysis of posterior segment cause of 50 patients for Disability Certificate in a Tertiary EyeCare; **Chief & Presenting author : Sarbik De (D28176)**, Anuradha Bishnoi, Priyanka Dhaytadak, Purva Valvekar

[FP2659] - Collaborative Healthcare: Ophthalmology Referral Patterns; **Chief & Presenting author : Priethikka (P26331)**

[FP2977] - Recurrent preseptal cellulitis in a child with superior rectus myocysticercosis- A case report; **Chief & Presenting author : Shubham Saurabh (S28387)**, Purva Valvekar, Agarwal Manojkumar, Priyanka Dhaytadak

Each Presentation is 3 minutes





IC7 - Phaconightmares & Worst case scenarios

Amar Agarwal - Chennai

Date : 15-03-2024
Time : 11:00-12:15
Hall : HALL 3 (Level 0)

The course tends to showcase surgical complications which can give nightmares even to experts in the field of cataract surgery. It tends to depict the shortcomings and fallacies during the surgery which can prove to be disastrous if not dealt judiciously. The course will highlight the worst case scenarios and tips to handle such cases adequately. The course will also showcase videos on the latest surgical techniques and interventions applicable in the field of ophthalmology.

- | | | |
|-----------------------------------------------------|---|-----------------------|
| 1. Phaco in corneal disorders (12 mins) | : | Namrata Sharma |
| 2. Hard cataracts & disasters (12 mins) | : | Gaurav Luthra |
| 3. Phaco in the setting of iris disorders (12 mins) | : | Narang Priya |
| 4. Realtime challenging cases (12 mins) | : | Ashvin Agarwal |
| 5. Phaconightmares & Challenging cases (12 mins) | : | Amar Agarwal |

Panel Discussion : (15 mins)

DAY 02 - FRIDAY

Newer Technologies in Ophthalmology for Happy Patients, Practice and Practitioners

Date : 15-03-2024
Time : 11:00 - 12:15
Hall : HALL 4 (Level 0)

Chairperson : Kishore Phauja

Panellists : Roop, Anjum Mazhari

Moderator : Kamal B Kapur

- | | | |
|-----------------------------------------------------------------------------|---|-----------------------|
| 1. My Experience with TriPhobic (A True Trifocal): | : | Atheeshwar Das |
| 2. Perfect Refractive outcome with Schwind Amaris- ATOS suite | : | Pooja Khamar |
| 3. My 7+ years experience of IPCL in Latin America | : | German Bianchi |
| 4. The Versatile Zeimer Z8 for Cornea & Cataract | : | Rajesh Fogla |
| 5. Edeg-Less Phase Matching Technology to Achieve True PANFOCALITY - Naturo | : | Prakhyat Roop |
| 6. The Magnificent EDOF Lens- The future of cataract surgery | : | Kamal B Kapur |

Each talk is 10 minutes
Panel Discussion 15 mins





nAMD

Date :15-03-2024
Time : 11:00 - 12:15
Hall : HALL 5 (Level 0)

Chairperson : Sanjay Kumar Mishra
Chairperson cum moderator : Lalit Verma

1. Welcome & Context setting : **Lalit Verma**
2. Experiencing the chANGe with VABYSMO in the treatment paradigm for nAMD: Evidence from Real-world practice : **Kenneth Fong**

Panel Discussion

Debdulal Chakraborty, Nikhil Pal, Vinay Garodia
all the faculty of Roche nAMD session

Closing Remarks

DAY 02 - FRIDAY

Widefield Imaging by Mirante

Date : 15-03-2024
Time : 11:00-12:15
Hall : HALL 8 (Glass Room1) (Level 0)

Chairperson : S Natarajan
Co-Chairperson: Shane Mathew, Ajay Aurora
Moderator : Prashant Bawankule

1. Introduction : **Prashant Bawankule**
2. FFA & ICG in AMD : **S Natarajan**
3. Multicolor Imaging : **Shane Mathew**
4. Retro mode - Newer perspective : **Shilpi Narnaware**
5. Widefield imaging in diabetic : **Ajay Aurora**
6. Widefield OCT - Wider perspective : **Darius Shroff**
7. Fixing the missing link : **Prashant Bawankule**
8. Interesting cases : **V. Prakash**

Each talk is 08 minutes
Panel Discussion 15 mins





IC563 - Endothelial Dysfunction: The spectrum for beginners

Prafulla Kumar Maharana - New Delhi

Date :15-03-2024

Time : 11:00-12:15

Hall : HALL 3A Under Ramp (Level 0)

The endothelium is the most important layer of the cornea. Its dysfunction leads to irreversible corneal edema. This IC will provide the audience with the basic concepts of endothelium physiology and its functioning. Besides, it will discuss the commonly performed endothelial keratoplasty procedures. A discussion on the recent advances will update the audience about the current ongoing research in this field.

1. Endothelial Keratoplasty an overview (10 mins) : **Prafulla Kumar Maharana**
2. DSEK: Donor Preparation and Surgical Techniques (10 mins) : **Shefali Mazumdar**
3. DSEK in Challenging cases (10 mins) : **Karan Bhatia**
4. Donor Insertion Devices in DSAEK (10 mins) : **Bhupesh Singh**
5. DSAEK in different situations (10 mins) : **Hemalatha Gudiseva**
6. Endothelial Dysfunction, ROCK inhibitors and Recent Advances (10 mins) : **Aditi Ghosh Dastidar**
7. Liffitegrast - An immunomodulator with a difference (10 mins) : **Namrata Sharma**

Panel Discussion : (5 mins)

DAY 02 - FRIDAY





YOSI Session 2 – Controversies in Ophthalmology for YOs – A YOSI Session

Panelists: Diva Kant Misra, Aarti Heda, Ashish Ahuja, Gunjan Budhiraja, Ipsita Konar

Moderators : Awaneesh Upadhyay, Apoorva AG

Date :15-03-2024

Time : 11:00-12:15

Hall : HALL 4A

Under Ramp
(Level 0)

1. ECCE - **Aditi Ghosh Dastidar** (4 min)
SICS - **Mainak Bhattacharya** (4 min)
Stepping Stone for Cataract Training
2. Physical - **Amit Pandey** (4 min)
Online - **Bhavini Jariwala** (4 min)
Conferences – An Attendees Perspective
3. Fresh - **Madanagopalan VG** (4 min)
Refurbished- **Ankit Agrawal** (4 min)
Buying Diagnostic/OPD Equipment
4. Formal - Training/MBA makes it easy - **Tushar Grover** (4 min)
No course required - **Anujeet Paul** (4 min)
Administration for Private Practice
5. Equity - **Vedang Shah** (4 min)
Debt - **Aswini Kumar Behere** (4 min)
Financing your Private Practice

Panel Discussion 35 mins

DAY 02 - FRIDAY



Posterior capsular tear.. All is not lost..!

Bharathi Megur

Date :15-03-2024

Time : 11:00-12:15

Hall : HALL 5A Under Ramp (Level 0)

Posterior Capsule tear is an inevitable complication which every Cataract Surgeon is bound to experience. By following the right principles this complication can be managed effectively enough to provide an outcome that is almost indistinguishable from a routine case. This Video course aims at teaching the best practices in the management of PC tear. Using high quality video clips we aim to teach, tips for early diagnosis of a PC tear, prevent a nucleus drop, timely conversion to SICS, and anterior vitrectomy techniques. Surgical pearls to prevent anterior hyaloid rupture in the presence of a PC tear and also techniques to prevent the enlargement of the PC tear during anterior vitrectomy will be shared. Techniques for implanting IOLs in the presence of a PC tear will be demonstrated. By the end of the course the attendee would be aware of the various techniques of managing a PC tear which would yield very good outcomes.

1. PC tear hidden under a Nucleus - The diagnostic Challenge : **Bharathi Megur**
(min 06)
2. Converting From Phaco to SICS- My top tips (min 06) : **Bharathi Megur**
3. PC tear with an Overlying Nucleus — Can we Phaco..? (min 10) : **Om Parkash Rohit**
4. PC tear - Can we prevent Anterior Hyaloid Rupture ..? (min 6) : **Deepak Megur**
5. How to prevent enlargement of PC tear during anterior vitrectomy? (min 6) : **Deepak Megur**
6. Learning Pars Plana anterior vitrectomy- My top tips- (min 10) : **Shail Vasavada**
7. IOL implantation in an eye with PC tear- My pearls - (min 10) : **Sourabh Patwardhan**

DAY 02 - FRIDAY





IC26 - Ever Evolving Understanding Of Refractive Surgery

Chitra Ramamurthy - Coimbatore

Date :15-03-2024
Time : 11:00-12:15
Hall : HALL 2A (Level 2)

DAY 02 - FRIDAY

Constant Evolution of science translates to evolving technological and surgical recourses to deal with the newer challenges. Epithelial mapping has set its stand and differentiated itself as one more tool for refractive surgery which needs pertinent discussion . Contoura Lasik has taken center stage and we would threadbare discuss its portfolio. Post Lasik dilemmas like regression , Ectasia and other aberrations of the cornea would be discussed piecemeal. Corneal Biomechanics would be elucidated for its significance Viewpoints in the evolving updates on the applications in different versions of Phakic IOLs would be brought out. A refractive approach in Keratoconus would be crisply enunciated. The final stroke would be the case discussions on challenging moments in refractive surgery which often waylays us.

1. Update on epithelial mapping and relevance in refractive surgical selection standpoint (8 mins) : **Kumar Doctor**
2. Contoura Lasik - it's very relevant, contributory stance in refractive surgery (8 mins) : **Gaurav Luthra**
3. Post Lasik Challenges - A crisp Update (8 mins) : **Mahipal S.Sachdev**
4. Corneal Biomechanics - What we understand today (8 mins) : **D. Ramamurthyl**
5. Evolving updates on the applications of Phakic IOLs and its versions (8 mins) : **Sri Ganesh**
6. A Refractive Approach for Keratoconus (10 mins) : **Chitra Ramamurthyl**
7. Challenging Case Discussions in Refractive Surgery (8 mins) : **Shreyas Ramamurthy**

Panel Discussion : (17 mins)



FREE PAPER

Ocular Pathology / Ocular Oncology and Tumors - I

Chairperson : Jyotirmay Biswas
Co-Chairperson : Dipankar Das
Convenor : Reema Bansal
Co-Convenor : Sonali V. Kumar
Moderator : Sneha Jay Shah

Date : 15-03-2024
Time : 11:00-12:15
Hall : HALL 2B (Level 2)

[FP20] - Clinicodemographic profile, management and treatment outcomes in advanced retinoblastoma; **Chief & Presenting author : Sonali V. Kumar (S11777)**

[FP81] - Evaluate the Role of Vitrectomy in Retinal Capillary Angioma; **Chief & Presenting author : Sangeet Mittal (M09477)**, Sushant Madaan, Kanwaljeet Harjot Madan

[FP326] - Quantitative perfusion analysis using contrast-enhanced ultrasound for choroidal tumors; **Chief & Presenting author : Vishal Raval (R21236)**;

[FP413] - Choroidal metastases as presenting feature of disseminated malignancy: Outcomes & Clinical Features; **Chief & Presenting author : Akshay Nair (N12639)**, Nita Amit Shah, Vandana Jain, S.Natarajan

[FP500] - Correlation of Fitzpatrick Skin Type and Iris Color with Tumor Size in patients of Uveal Melanoma; **Chief & Presenting author : Kushal Umeshbhai Agrawal (A16914)**, Carol L Sheilds

[FP718] - ICG Enhanced TTT Vs TTT for Treatment of Thicker Tumors in Retinoblastoma-A Randomised Control Trial; **Chief & Presenting author : Ipsita Barman (I25904)**, Neelam Pushker, Mandeep Singh Bajaj, Rachna Meel

[FP746] - Solitary Fibrous Tumor Of the Orbit -No More Rare – a Case Series of 14 cases over 5 years period; **Chief&Presentingauthor:JoyeetaDas(D11894)**, Nibedita Das

[FP803] - Outcome of surgical management of eyelid Sebaceous Gland Carcinoma (SGC); **Chief & Presenting author : Raka Chatterjee (C16649)**, Debasis Chakrabarti

[FP985] -Transpupillary thermotherapy for juxtapapillary and subfoveal choroidal hemangiomas; **Chief & Presenting author : Aditya Maitray (M20159)**, Kavitha Rani, Anand Rajendran

[FP1011] - To collate the efficacy and safety of interferon alpha 2b and surgical excision in management OSSN. **Chief & Presenting author : Ayusha Rawat (A28179)**, Jagriti Rana, Santosh I Kumar, Satya Prakash Singh

[FP1532] - Clinicopathological profile of Large Choroidal Melanoma treated with Enucleation; **Presenting author : Aruja Gangwani (A25837)**, Chief author : Bhavna Chawla, Neiwete Lomi, Seema Kashyap, Seema Sen

[FP2149] - Oxidative stress level measurement in Carcinoma of sebaceous gland of eyelid undergoing chemotherapy; **Chief & Presenting author : Shivangi Singh (S23821)**, Vinod Kumar Singh, S.P. Singh, Maurya R. P.

Each talk is 05 minutes

Himachal Pradesh Ophthalmological Society (5') :
Clinical Appearances vs Histopathological diagnosis
in benign soft tissue tumors of the lid
Mukta Sharma (S16961)





82nd Annual Conference of All India Ophthalmological Society, 2024



Entrepreneur Session

Hosts : Ritish Paul, Subhasish Nag

Date :15-03-2024

Time : 11:00-12:15

Hall : HALL 1 (Main Aud.) (Level 4)

DAY 02 - FRIDAY





IC396 - Retropupillary Iris Claw Lenses for Comprehensive Ophthalmologist

S. P. Singh - Allahabad

Date :15-03-2024

Time : 11:00-12:15

Hall : HALL 1A (level 4)

Cataract surgery is portrayed as the easiest and the fastest surgery. But it is not always true. A trainee, or even an experienced surgeon in complicated cataract surgery can end up doing posterior capsular rent. Management of PCR requires expertise in anterior vitrectomy, as well as meticulous planning of placement as well as choice of IOL. The choice of IOL lies between anterior chamber IOL, sulcus fixated IOL and Iris Claw IOLs. The ACIOLs are associated with complications like uveitis, glaucoma and corneal decompensation. The Sulcus Fixated IOLs are till date a domain of posterior segment surgeons. So, the choice left to anterior segment surgeon is Iris Claw Lenses. The complications associated with it are very few e.g. ovalisation of pupil, mild uveitis etc. With the ease of availability of these lenses, they should be the first choice in situation of deficient capsule.

1. ICL Implantation : Surgical technique (10 mins) : **Shivangi Singh**
2. Retropupillary Iris claw versus Scleral Fixated IOL (10 mins) : **Kamaljeet Singh**
3. Nucleus drop management with ICL implantation (10 mins) : **Vinod Kumar Singh**
4. Combined Iris reconstruction & Retropupillary iris claw Implantation (10 mins) : **S.P. Singh**
5. Merits & Demerits of Iris claw lenses (10 mins) : **Aparajita Chaudhary**
6. Complication of Iris claw lens (8 mins) : **Jitendra Singh**

Panel Discussion : (10 mins)

DAY 02 - FRIDAY





IC463 - Rescue of LSCD: Stem Cell Procedures

Noopur Gupta/Neiwete Lomi - New Delhi

Date :15-03-2024

Time : 11:00-12:15

Hall : HALL 1B (Level 4)

DAY 02 - FRIDAY

When the limbal stem cells are congenitally absent, injured, or destroyed, conjunctival cells migrate onto the ocular surface, often accompanied by surface irregularity and superficial neovascularization. The absence of limbal stem cells compromises the ocular surface milieu, leading to corneal xerosis, epithelial irregularity, tear film disturbances, recurrent ulcerations and compromised vision. Limbal stem cell deficiency (LSCD) can be effectively managed by limbal stem cell therapy. For unilateral cases, limbal or conjunctival autograft can be harvested from the healthy fellow eye. For bilateral cases, like Stevens-Johnson syndrome or bilateral chemical burns, limbal allograft transplantation is required along with systemic immunosuppression. The speakers in this course highlight their experience with stem cell therapy for LSCD.

1. Management of Limbal Stem Cell Deficiency (10 mins) : **Neiwete Lomi**
2. Simple Limbal Epithelial Transplantation (SLET):
Tips & Tricks (10 mins) : **M. Vanathi**
3. The role and outcomes of stem cell therapy for LSCD (10 mins) : **Radhika Tandon**
4. Cultivated Limbal Epithelial Transplantation (CLET) (10 mins) : **Yogita Gupta**
5. Cultivated Oral Mucosal & Conjunctival Cultivated Epithelial
Transplantation (COMET & CoCET) (10 mins) : **Radhika Tandon**
6. Microbiome in LSCD: A Futuristic Approach (10 mins) : **Noopur Gupta**
7. Liftegrast- A novel immunomodulator (10 mins) : **Anchal Gupta**

Panel Discussion : (5 mins)





FREE PAPER

Cataract - III

Chairperson : Arun Sethi
Co-Chairperson : Birendra Prasad Kashyap
Convener : Bharti Kashyap
Co-Convener : K. Subashini
Moderator : Parul Chawla Gupta

Date : 15-03-2024
Time : 11:00-12:15
Hall : Trade Hall A
Trade Area Level 1

[FP821] - Evaluation of vision and quality of vision using extended macular IOL in ARMD cases with cataract; **Chief & Presenting author** : **Akshaya Balaji (A22362)**, Shorya Vardhan Azad, Manpreet Kaur, J. S. Titiyal

[FP1118] - To assess Visual outcomes in four different type of Extended Depth Of Focus intraocular lenses; **Chief & Presenting author** : **Deshpande Nitin Suhas (D11182)**, Deshpande Nitin Suhas

[FP1261] - Real-Time, Vacuum-Linked, Dynamic Fluid Infusion Improve Phacoemulsification Efficiency: RCT results; **Chief & Presenting author** : **D Lionel Raj (L16453)**

[FP1378] - Can we improve the performance of Extended Depth of Focus Intraocular Lenses? **Chief & Presenting author** : **Tanmoy Vaidya (V27139)**, Naren Shetty

[FP1389] - Evaluating contact of IOL with PC with respect to haptic orientation and CTR implantation using iOCT; **Chief & Presenting author** : **Akash Jain (J24863)**, Naren Shetty

[FP1394] - Aravind Pseudoexfoliation Study- 10 year Postoperative Results; **Chief & Present-**

ing author : **Haripriya Aravind (H09250)**, R.D. Ravindran, Madhu Shekhar, Shivkumar Chandrashekar

[FP1408] - Evaluation of 3 Dimension heads up display microscope for surgical learning; **Chief & Presenting author** : **Aadithreya Varman (V23623)**, Dinesh Balakumar, N.V. Arulmozhi Varman

[FP1446] - Use of Total Keratometry In Iol Power Calculation – Is It A Gamechanger? **Chief & Presenting author** : **Khurshed M. Bharucha (B05942)**, Madan Deshpande, Kuldeep Dole, Rahul Deshpande

[FP1503] - Argos vs IOL master a comparison; **Presenting author** : **Meeval Johns (M26288)**, Chief author : Niranjana Bejan Singh, Rooshitha B. Singh, Antony Arokiadass Baskaran

[FP1515] - Comparative Analysis of Visual Outcome of Indian Enhanced Monofocal and EDOF IOLs; **Chief & Presenting author** : **Kuldeep Dole (D10501)**, Shinde Kunal Ashok, Rahul Deshpande, Khurshed M. Bharucha

Each talk is 05 minutes

DAY 02 - FRIDAY





FREE PAPER

Uvea - II + Semifinals

Chairperson : Amalaraja Louis David M.
Co-Chairperson : Pradeep Kumar
Convener : Rajwinder Kaur Bhattal
Co-Convener : Siddharam Janti
Moderator : Prathibha Hande

Date : 15-03-2024
Time : 11:00-12:25
Hall : Trade Hall B
Trade Area Level 1

DAY 02 - FRIDAY

[FP1098] - Pattern and profile of pediatric intermediate uveitis at tertiary eye care center in post COVID era; **Presenting author** : **Shivangi Kapoor (S25459)**, Chief author : Vijay Pratap Singh Tomar, Yashveer Singh Sirohi, Madhvee Mishra

[FP1162] - Bacillary Layer Detachment – Prevalence And Clinical Features In Posterior Uveitis; **Chief & Presenting author** : **Meghana Panchakshari (M27765)**, Hemalatha B.C., Shashidhar S., B.N. Viswanath

[FP1216] - Clinical profile, complications, treatment and visual prognosis in sarcoid uveitis; **Chief & Presenting author** : **Adit Gandhi (G25216)**, R. Rathinam Sivakumar, Radhika Thundikandy

[FP1414] - Analyzing choroidal vascularity index (CVI) in patients with syphilitic uveitis.; **Chief & Presenting author**: **Radhika Sriram (R27368)**,

Padmamalini Mahendradas, Aditya Patil

[FP1836] - The Sarcoidosis-Tuberculosis conundrum - the role of Serum ACE, Mantoux test and Lymphocyte count; **Chief & Presenting author** : **Harsha P (H26356)**, S. Bala Murugan

[FP2479] - Navigating through oct biomarkers in posterior uveitis : a retrospective study; **Chief & Presenting author** : **hema v k (H24071)**, Shruthi, Dhileesh P Chandrasekharan, Prakash V.S.

[FP2990] - Comparing post fever retinitis presentation and treatment outcomes before and after first COVID wave; **Chief & Presenting author** : **Pranav Saluja (S19755)**, Aditya Prakash, Alok Sen

[FP3063] - An interesting Case of Intermediate Uveitis in Pediatric patient; **Chief & Presenting author** : **Apoorva Ojha (A28099)**, Nikhil Beke

Keynote Address (6'):

AIOS – Narsing A Rao Award 2023-Home-Made Do-It-Yourself Aqueous Sampling Device for Anterior Chamber Tap in Endophthalmitis
Sangeet Mittal (M09477)

Each talk is 05 minutes



AIOC Theatre - E-Poster (Glaucoma / Neuro Ophthalmology/ Pediatric Ophthalmology)

Chairperson : Smith Snehal Sute

Date :15-03-2024

Time : 11:00-12:00

Hall : AIOC Theatre 1

[FP527] - Aniridia, ectopia lentis and amblyopia - a conundrum; **Chief & Presenting author : Anirudh Parthiban (P28087)**, Geetha Periasamy, Yogeswari Alagappan

[FP761] - A clinical case series on visual outcome after Dexamethasone therapy for idiopathic optic neuritis.; **Chief & Presenting author : Neha Kumari (N26658)**, Ram Kumar Satyapal, Asif Shahnawaz

[FP850] - Role of Brisk walking in Glaucoma; **Chief & Presenting author : Pranav Shekhar (S27049)**, Priya Wasan, Sofia Ahmad, Deepthi Prabha Ekka

[FP908] - A case report of de-morsier syndrome; **Chief & Presenting author : Sai Chandana Varma Chittari Amaravathi (S27758)**; Prudhvi Venkateswarlu

[FP1307] - Shifting Paradigms in the Management of Traumatic Optic Neuropathy- A case series; **Chief & Presenting author : Jophy Philips (J20753)**

[FP1718] - A rare and interesting case of Ankyloblepharon filiforme adnatum; **Chief & Presenting author : Komal Bhale (K28246)**, Thasneem Suraiya, Kavitha K

[FP1762] - What the mind does not know, the eye can not see; **Chief & Presenting author : Soumya P P (S19343)**

[FP1821] - Retinal microvascular changes in amblyopic eyes verses healthyeyes using oct and octa; **Chief & Presenting author : Varsha Negi (V26946)**, Siddharth Baidur

[FP1839] - Effectiveness of glaucoma diagnosis using OCT in patients with unreliable SAP test.; **Presenting author : Vishakha Rathod (V27944)**, Chief author : Kavitha C. V., Anusha K S, Pavana

Krishnaraj Acharya, Sandeep K.

[FP2030] - From eye to brain.; **Presenting author : Ritika Wani (R28370)**, Chief author : Arvind Tenagi, Shivanand Bubanale, Smitha K.S., Rohini D K

[FP2099] - A case of drug-induced secondary angle closure glaucoma; **Resenting author : Shivani S M (S27414)**, Chief author : Soumya H.V., Shreyanka Mane, Prabhakar S.K., Bindu Malini M

[FP2311] - A case of Neurofibromatosis type 1 with ocular manifestations; **Presenting author : Neela H (N28238)**, Chief author : Sandeep Patil, Gouri Deshpande, Vinay Dastikop

[FP2432] - Anti-tubercular treatment (ATT) induced Toxic Optic Neuropathy in a case of TB Spine.; **Chief & Presenting author : Sanyukta Kadam (S26726)**, Dipankar Das

[FP2526] - Dry eyes associated with Anti Glaucoma medications; **Chief & Presenting author : Varsha G Belamgi (V22796)**, Meghana R Hiremath, PriyankaSudhakar, Gowri Jaydev Murthy

[FP2604] - Outcome of Intravitreal AntiVEGF & laser therapy in treatable ROP in a Tertiary Health CareCentre; **Chief & Presenting author : Smriti Pandey (S28384)**, Agarwal Manojkumar, Sujata Sanjay Chahande, Purva Valvekar

[FP3009] - Assessment of neuro-ophthalmological findings in pediatric v/s adultpatients with cns tuberculosis; **Chief & Presenting author : Shifali Joshan (S28160)**, Syed Areeb Ahmed

[FP3124] - To report a rare case of photic retinopathy in a 40 year old male in tertiary eye care centre; **Chief & Presenting author : Meghna Dixit (M25993)**

Each talk is 03 minutes





AIOC Theatre - E-Poster (Uvea)

Chairpersons : Sanjana Perigela, Shaik Mohammed Arif Mansoor

Date :15-03-2024
Time : 09:45-10:15
Hall : AIOC Theatre 2

DAY 02 - FRIDAY

[FP273] - Ocular thunderstorm: Measles retinopathy; **Chief & Presenting author : Amol Ganvir (G25188)**, Chhaya Ashok Shinde, Shruti Shirwadkar, Parthopratim Dutta Majumder

[FP717] - Pits of Fire-Post scleral graft vasculitis in patients with optic disc pit maculopathy.; **Chief & Presenting author : Dr.Hari Kumar Sreerangam (S26891)**, Saravanan VR, Meera Mohanakumar, Palmeera D'Souza

[FP980] - Pattern of Uveitis in a secondary eye care centre at Panipat, Haryana; **Chief & Presenting author : Kritika Garg (K27402)**, Brij Kishore Gupta, Kanav Gupta, Jyotirmay Biswas

[FP1102] - Post fever neuroretinitis - an uncommon presentation; **Chief & Presenting author : Smitha Jasper (S22698)**, Sheeja John, Deepa Jose, Reshma Fernandez

[FP1770] - Bisphosphonate-related uveitis; **Chief & Presenting author : Judah Samuel (J28140)**, Sheeja John, Deepa Jose, Smitha Jasper

Each talk is 03 minutes





Ranibizumab - The Versatile AntiVEGF

Date :15-03-2024
Time : 12:15-13:30
Hall : HALL 3 (Level 0)

- 1. Introduction & Context Setting (5 mins) : TBD
 - 2. My experience of Ranibizumab as 1st line agent in Retinal disorders (20 mins) : TBD
 - 3. Role of Anti VEGF in PDR Management (20 mins) : TBD
- Panel Discussion : (30 mins)

DAY 02 - FRIDAY

Hoya Innovation Summit

Chairpersons: J. S. Titiyal, D Ramamurthy
Panellist: Namrata Sharma, Ajay Sharma
Moderators: C Wavikar Sonu Goel,

Date :15-03-2024
Time : 12:15-13:30
Hall : HALL 4 (Level 0)

- 1. Vivinex aspheric design role in improving post-up image quality : **AK Jain**
- 2. Intermediate vision benefit with higher spectacle independence : **Mahipal Sachdev**
- 3. When my patient demands spectacle independent lifestyle : **Angaha Heroor**
- 4. Greater degree of spectacle independence for intermediate tasks : **Anurag Mishra**
- 5. Vivinex TORIC - clinical outcomes and rotational stability : **Sheetal Brar**

Each talk is 12 minutes
Panel Discussion 15 mins





Ranibizumab Biosimilar

Date :15-03-2024
Time : 12:15-13:30
Hall : HALL 5 (Level 0)

1. Our Experience with Ranibizumab Biosimilar Results of OCEVA Multicentre Study Group

: **Chaitra Jayadev**

DAY 02 - FRIDAY





IC448 - The Trauma Series - Management of Eyelid, Orbit and Lacrimal injuries

Ashok Kumar Grover - New Delhi

Date :15-03-2024

Time : 12:15-13:30

Hall : HALL 8 (Glass Room 1) (Level 0)

Injuries of ocular adnexa take place due to RTAs, industrial accidents and intentional assault. These injuries can involve the eyelids, lacrimal system, orbital walls, either in isolation or in conjunction with mid facial injuries. Primary repair and management of injuries is the preferable option, however, we will also be illustrating management of secondary deformities . We will discuss traumatic eyelid injuries along with canalicular tears with respect to lid margin, canthus and levator repair. Repairing orbital fractures along with the treatment of secondary deformities such as misaligned eyelids, brows, traumatic ectropion and lagophthalmos. A series of video-based lectures will highlight handling of complex cases and how to prepare patients for step-wise management. Advances in the area of orbital surgeries, including patient-specific implants (PSI) will be covered. This will give the attendees the confidence to diagnose with and incorporate newer modalities in their practice.

1. Assessment of Ocular Adnexal Injuries (10 mins) : **Jayanta Kumar Das**
2. Traumatic Eyelid Injuries (12 mins) : **Rwituja Thomas**
3. Canalicular and Lacrimal Trauma (12 mins) : **Shaloo Bageja**
4. Treating Secondary Traumatic Deformities (16 mins) : **Ashok Kumar Grover**
5. Orbital Fractures - Imaging and Management with recent Advances (20 mins) : **Gangadhara Sundar**

Panel Discussion : (5 mins)

DAY 02 - FRIDAY





Screen Right to Save Sight- The SMART Community Ophthalmic Screening methodology

Abhishek Onkar

Date :15-03-2024

Time : 12:15-13:30

Hall : HALL 3A Under Ramp (Level 0)

DAY 02 - FRIDAY

This instruction course purports to showcase a community ophthalmic screening methodology which will cater to the unaddressed issues of documentation, active patient participation, accurate clinical data management and referrals in tribal settings, leveraging technology and portable devices. The course highlights a methodology which is SMART: S- Socially Engaging, M- Manageable, A- Archivable, R- Reliable, T- Tech Enabled. By the end of this instruction course, the target audience (community ophthalmologists, faculty and residents) will be able to:

1. Formulate ophthalmic screening program which is documentable and reliable
2. Apply appropriate Applications and portable devices for clinical data collection.

1. Introduction: Screen SMARTLY- Why Screen differently for ophthalmic diseases in the Community? (15 mins) : **Samanta Swapan Kumar**
2. DR to HTR- On spot screening to Tele-referral for Retinopathies (15 mins) : **Rashmi Kumari**
3. Screen SMARTLY- How to screen and document vision reliably with active patient participation? (15 mins) : **Abhishek Onkar**
4. Cataract screening- Tech, Torch and DDO (10 mins) : **Mrinal Singh**
5. ABC of Vision threatening Glaucoma Screening- Amsler, Beams, Confrontation & Digital devices (10 mins) : **Abhishek Onkar**



Astigmatism Management at the Time of Cataract Surgery

Ashu Agarwal

Date :15-03-2024

Time : 12:15-13:30

Hall : HALL 4A Under Ramp (Level 0)

Instruction Course will present the techniques available for astigmatism management at the time of cataract surgery using a didactic and video based approach. With Cataract surgery increasingly being considered as refractive surgery, astigmatism control has become a very important component for achieving "Target Emmetropia". Techniques covered in the course include modulation of phacoemulsification incisions (size, placement and opposite clear corneal incisions), in cisional techniques like LRIs (Limbal Relaxing Incisions-Manual and Femto laser LRIs), Toric IOLs and the use of newer intraoperative Image Guided Systems for enhanced results. Course participants will be able to understand the concepts and techniques for astigmatism control in cataract surgery and be able to incorporate them in their practices.

1. Optimising Phaco incisions to minimize astigmatism (min 15) : Ashu Agarwal
2. Incisional techniques to reduce pre-existing astigmatism - LRIs & AK (Manual & Femto laser based)(min 15) : Sudhank Bharti
3. Toric IOLs- An elegant way to control astigmatism (min 15) : Purendra Bhasin
4. Intraoperative Image Guided Systems for enhanced results in Astigmatism control (min 15) : Saurabh Choudhry

DAY 02 - FRIDAY





IC480 - What they didn't teach us in Medical college - Upping the game in your Practice

Kamal Bandhu Kapur - New Delhi

Date :15-03-2024

Time : 12:15-13:30

Hall : HALL 5A Under Ramp (Level 0)

DAY 02 - FRIDAY

In our medical curriculum, we are taught only to become great clinicians. but nothing about the journey to start a private practice which is almost imperative to most of the graduates. The challenges of this do not end with post-graduation but rise much after it. The process of setting up a practice, rising demands of standards of patient care, unhappy patients, litigations, and the growing mandate for accreditation from agencies cannot be dismissed. In this digital age, when healthcare has been accepted as a service, merely being a good clinician is not sufficient. However building a team and medico-legal precautions, digital outreach to increase footfalls, and ways to increase patient satisfaction in addition to good OPD patient handling skills can take a small business rise to the next level. As a group that has seen these difficulties and has managed to rise from the ashes to multiple centers across India, we want to share our experiences on the issues that matter in real life.

1. Efficient patient management in the clinic "enhancing patient delight (10 mins) : **Sheetal Kishanpuria**
2. Gateway to success -Patient-centric practice protocols (10 mins) : **Sonu Goel**
3. Tips to Social Media Marketing - "Amplifying your Practice" (10 mins) : **Vineet Sehgal**
4. Tips for internal marketing and external branding (10 mins) : **Satanshu Mathur**
5. Converting an Unhappy to a happy patient - HOW TO WOW (13 mins) : **Kamal Bandhu Kapur**
6. The patient is still unhappy - medico-legal aspects of planning (10 mins) : **Anjani Khanna**

Panel Discussion : (12 mins)





IC144 - Learning lessons in uveitis practice

Reema Bansal - Chandigarh

Date :15-03-2024

Time : 12:15-13:30

Hall : HALL 2A (Level 2)

Uveitis poses a significant challenge in terms of both diagnosis and management. Often these patients are subjected to a battery of laboratory tests, overlooking important clinical clues. The sight-threatening nature of uveitis motivates the treating physician to administer a prompt empirical therapy that may at times be catastrophic, especially in infectious uveitis. Poor response to conventional therapy or an atypical presentation should alert us regarding masquerade syndromes. Through this course, uveitis experts aim to provide clinical pearls and key teaching points to the comprehensive ophthalmologists by showing 2-3 case examples of clinical clues and possible errors in clinical practice so that the diagnosis is made simple. The case presentations will be followed by a panel discussion with audience participation.

1. Pigmentary fundus with uveitis: How to proceed? (10 mins) : **Vishali Gupta**
2. Fluorescein angiography in posterior uveitis: When is it required, and when NOT! (10 mins) : **Soumyava Basu**
3. Uveitis with no view of fundus: What to do? (10 mins) : **Jyotirmay Biswas**
4. Uveitic macular edema: What to do when persistent? (10 mins) : **Padmamalini Mahendradas**
5. Ignoring patient's subtle complaints: What can go wrong ? (10mins) : **Mudit Tyagi**

Panel Discussion : (20 mins)

DAY 02 - FRIDAY





FREE PAPER

Lacrimal

Chairperson : Jayanta Kumar Das
Co- Chairperson : Santanu Mitra
Convenor : Sharmistha Behera
Co-Convenor : Loganathan M.
Moderator : Sneha Jay Shah

Date :15-03-2024
Time : 12:15-13:30
Hall : HALL 2B (Level 2)

DAY 02 - FRIDAY

[FP72] - Is corneal ulcer a cause of Dacryocystitis?
Chief & Presenting author : Ravi Ranjan (R10385), Sunil Kumar Singh, Amitabh Singh, Sudhir Kumar

[FP92] - A novel surgical technique & an innovative implant as canalicular stent for post traumatic repair; **Chief & Presenting author** : Vikas Sharma (S18853), Atul Kumar Singh, Agrima Bhatia, Ritesh Waghay

[FP926] - The AI Revolution in dry eye diagnostics; **Chief & Presenting author** : Menaka Devi Kharibam (M27781), Himadri Choudhury, Choudhury Hirendra Kumar, Haimanti Choudhury

[FP998] - Study to Determine The Prevalence of dry Eye Disease In Newly Diagnose Depressive Disorder Patients; **Chief & Presenting author** : Md Hamid Anwar (A28003), Harshika, Aftab Alam, Atul Mishra

[FP1429] - Outcome of Lacrimal Gland Injection of Botulinum Toxin A In Functional Versus Non-

functional Epiphora; **Chief & Presenting author** : Juhi (J28207), Hare Ram Ojha

[FP1730] - Study of dry eye status in type2 diabetics and its association with severity of diabetic retinopathy; **Chief & Presenting author** : Priyanka Jadhav (P28142), Dnyanoba Darade

[FP2090] - Role of Mobile Endoscope In Dacryology; **Chief & Presenting author** : Hare Ram Ojha (O18732), Neha Verma

[FP2172] - Safety,efficacy and outcomes of dacryocystorhinostomy with circumsteal injection of mitomycin C; **Presenting author** : Mahesha C (C28312), Chief author : Lakshmi B R

[FP2316] - IV Cannula to the Rescue: Overcoming Intraoperative Challenges during DCR for Acquired Dacryoceles; **Chief & Presenting author** : Sunil Kumar K (K26424), Poorani Rajendran, Jayagayathri Rajagopalan

Each talk is 05 minutes

Keynote Address (6')
AIOS - Lacrimal Award 2023- A Study on Problems Faced By Residents in Learning and Performing External Dacryocystorhinostomy
Deepak Mishra





IC305 - Phaco in Challenging Situations: Simplifying The Complex

Mahipal S. Sachdev - New Delhi

Date :15-03-2024

Time : 12:15-13:30

Hall : HALL 1 (Main Aud.) (Level 4)

Pars plana vitrectomy for the anterior segment surgeon will be simplified using step by step videos and its use in the management of posterior capsular rupture, phacomorphic glaucoma and crowded anterior chambers will be showcased. Tackling the small pupil with pupil expanders and management of iris defects through innovative pupilloplasty techniques will be discussed. The use of Chandelier illumination to enhance visualization through the hazy cornea to tackle cataract in cases of corneal opacity and use of capsular support devices in cases with an unstable bag will be illustrated through surgical videos. The implantation of IOL in cases of deficient capsular support and various options- sulcus implantation, glued scleral fixation and iris claw IOLs will be elaborated. The application of newer technologies such as the Femtosecond laser platform in complex cases will be discussed.

1. Pupil and Iris Issues – Expanders and Reconstruction (8 mins) : **Gaurav Luthra**
2. The Third Hand: Pars Plana instrumentation for the Cataract Surgeon (8 mins) : **Hemlata Gupta**
3. Management of the Deficient Capsule (8 mins) : **D. Ramamurthy**
4. Phaco in posterior polar cataracts (8 mins) : **J. S. Titiyal**
5. Managing the hard nut (8 mins) : **Kumar Doctor**
6. Femtosecond laser assisted cataract surgery in complex cases (8 mins) : **Mahipal S.Sachdev**
7. Phacoemulsification in hazy corneas (8 mins) : **Shreyas Ramamurthy**

Panel Discussion : (19 mins)

DAY 02 - FRIDAY





IC510 - Topical phaco- Pearls to make it an enjoyable experience - for the surgeon and the patient

Sony George - Cochin

Date : 15-03-2024
Time : 12:15-13:30
Hall : HALL 1A (Level 4)

DAY 02 - FRIDAY

Topical Clear Corneal Phacoemulsification with foldable IOL Implant has become the most elegant way of surgery with minimal surgical time as well as minimal post op morbidity and the fastest recovery. The technique comes with its own challenges, since it's almost a no anaesthesia and zero akinesia technique. It requires a lot of co-operation from the patient and good surgical skills from the surgeon. There are a lot of factors which can influence the procedure positively, including proper explanation to the patient, proper patient positioning, modification of surgical techniques at each stage, proper assistance from the OT staff and use of proper instruments. The Instruction course aims at addressing the difficulties faced during topical phaco during various stages of surgery and the ways and means to overcome them. Golden tips will be shared by the experienced panel of surgeons, so as to make the procedure easier and more comfortable for the surgeon and the patient.

1. Introduction, Patient Positioning, Surgeon Positioning, wound construction, rhexis - golden tips (15 mins) : **Sony George**
2. Tips to make hydroprocedures safe, easy and effective (8 mins) : **Mohammed Sayee Timiri**
Saqhy
3. Tips to make nucleus management easy and effective (10 mins) : **Sandhya Nair**
4. PC Rent during Topical Phaco- Golden tips in going ahead (10 mins) : **Sony George**
5. Handing over to the VR Surgeon in a rent/fragment/ nucleus drop- when to stop, do's and don't's (10 mins) : **Reshma Padmaram Nair**
6. Converting to SICS in a do or die situation- Golden Tips (10 mins) : **Mathew Kurian**

Panel Discussion : (12 mins)



IC273 - Learn from the Masters: While Chopping, When The Cataract Doesn't Crack, What To Do?

Amit Porwal - Indore

Date :15-03-2024
Time : 12:15-13:30
Hall : HALL 1B (Level 4)

Current clinical practice presents a comparatively younger population who has an inclination towards earlier surgeries and premium IOLs. With an increase in surgical experience, with reputation often at stake, surgeons incline towards safer surgery with due consideration to endothelium and posterior capsule avoiding aggressive chopping. After a good rhexis, nucleus cracking becomes the cornerstone of a successful case. In unprecedented scenarios, the nucleus doesn't crack even in experienced hands. Desperation to crack can often worsen the scenario, leading to complications. How to handle this and come out smoothly? This IC will be 100% video based where various experienced surgeons will show their practical situations & how they managed it. What to do in non-cracking soft, hard, hypermature, and Posterior polar cataracts and also when unable to get a crack in stop n chop and direct chop, then how to proceed, will be showcased. Vital pearls & tips for perfect outcome will be discussed.

1. My way of dealing a soft cataract when it's not cracking. (8mins) : **Naren Shetty**
2. When I am not able to crack the Posterior plate of a hard cataract - what do I do? (8 mins) : **Minu M. Mathen**
3. In my Direct chop I am struggling and not able to get a good crack - so how do I deal with it? (8 mins) : **Krishna Prasad Kudlu**
4. In my Stop chop technique I was not able to get a good Crack - so how do I deal with it? (8 mins) : **Amit Porwal**
5. In Posterior Polar Cataract when I am not supposed to rotate, How do I deal / crack? (8 mins) : **J. S. Titiyal**
6. How do I deal a rotating nucleus of a Hyper mature Cataract when I am not able to crack. (8 mins) : **Haripriya Aravind**
7. When my rhexis has extended or torn and I am not able to get a good crack - How do I deal with it? (8 mins) : **Sudeep Das**

Panel Discussion : (19 mins)

DAY 02 - FRIDAY





TOP VIDEOS

Anterior Segment - I

Judge - Award session :

Satyajit Sinha, Sugato Paul, Goswami Anshuman,
Tathagata De, Sudipta Das

Date :15-03-2024

Time : 12:15-14:30

Hall : Trade Hall A

Trade Area Level 1

DAY 02 - FRIDAY

- [VT26] - **Learning Gonioscopy- A trainee Ophthalmologists guide; Chief & Presenting Author : Nidhi Chauhan, N25914, Co-Author(s) : Nisha Yadav, talvirsidhu, Tanuj Dada**
- [VT29] - **Bubble Trouble: Doing DSAEK in Difficult Situations; Chief & Presenting Author : Rushad Shroff, S14772, Co-Author(s) : Apoorva Agrawal, Deepender Chauhan, Ritu Arora**
- [VT35] - **SMILE Lenticule Assisted Modified Technique of Ahmed Glaucoma Valve Implantation and Repair; Chief & Presenting Author : Amit Pandey, P17068**
- [VT44] - **Microspherophakia Decoded; Chief & Presenting Author : Parul Chawla Gupta, C12043, Co-Author(s) : Jagat Ram, Shweta Chaurasia, Jaspreet Sukhija**
- [VT65] - **“Temporary K-Pro with PPV with IOL explant with glued IOL with Optical penetrating keratoplasty”; Chief & Presenting Author : Sarath S, S22357, Co-Author(s) : Nawazish Shaikh, Rajesh Sinha, Vinod Kumar**
- [VT76] - **Premium IOLs in Posterior Capsular Rent- Rescue techniques; Chief & Presenting Author : J. S. Titiyal, T06991, Co-Author(s) : Manpreet Kaur, Sridevi Nair**
- [VT79] - **A Tale of Two Descemet’s- iOCT to the rescue; Chief & Presenting Author : Manpreet Kaur, K18920, Co-Author(s) : J. S. Titiyal, Sridevi Nair**
- [VT93] - **The Joker: Demystifying the story of manual CCC vs femto CCC; Chief & Presenting Author : Kumar Doctor, D03945, Co-Author(s)**

: Shivani Pattnaik

[VT108] - **Glimpsing The Future: Illuminating Glaucoma Treatment With Minimally Invasive Glaucoma Surgery; Chief & Presenting Author : Prasanna Venkatesh Ramesh, R19173, Co-Author(s) : Pavithra Pannerselvam, Anugraha Balamurugan, Sathyan Parthasarathi**

[VT109] - **Bull’s Eye –The right aim for every game; Chief Author : Neethu Mohan, Presenting Author : Anamika Paul, A25109**

[VT114] - **Opening the Pandora’s Box: Glaucoma Drainage Devices Demystified; Chief Author : Anahita Shroff, Presenting Author : Prasanna Venkataraman, V17875, Co-Author(s) : Neethu Mohan, Prasanna Venkataraman**

[VT117] - **Single and double flange fixation of a subluxated or dislocated foldable intraocular lens; Chief & Presenting Author : Mehta Ajay B, M05497, Co-Author(s) : Deepak Bhojwani**

[VT118] - **Collagen Crosslinking in Thin cornea; Chief & Presenting Author : Rashmi Deshmukh, D17345, Co-Author(s) : Aniruddh Heroor**

[VT122] - **DSO(DESCEMET STRIPPING ONLY) in cases of central fuchs dystrophy. Review; Chief & Presenting Author : Prateek Tiwari, T20745**

Each talk is 08 minutes





TOP VIDEOS

Posterior Segment

Judge - Award session :

Vishal Agrawal, Samendra Karkhur, Krishnendu Nandi, Dhanashree Ratra

Date :15-03-2024

Time : 12:25-14:30

Hall : Trade Hall B

Trade Area Level 1

[VT127] - **The Floppy Iris with a VR twist; Chief & Presenting Author : Gagan Bhatia, B12375, Co-Author(s) : Charu Gupta, Ramanjit Sihota, Rushad Shroff**

[VT199] - **Suprachoroidal hemorrhage Drainage using non-valved trocar; Chief & Presenting Author : Nawazish Shaikh, N21203, Co-Author(s) : Shorya Vardhan Azad, Pradeep Venkatesh, Rohan Chawla**

[VT264] - **Macular Mania; Chief & Presenting Author: Diva Kant Misra, M15899, Co-Author(s) : Dipti Wahi, Peeyush Mishra**

[VT288] - **Subretinal Gliosis Removal -An Unconventional Approach to Proliferative Vitreoretinopathy; Chief & Presenting Author : K. Naresh Babu, B11937, Co-Author(s) : Avik Dey Sarkar, Muthu Krishnan Vallinayagam, Shivani Shrivastava**

[VT311] - **Encounter with the giant; Chief & Presenting Author : Aayesha Khanum, A23753, Co-Author(s) : Thirumalesh M. B.**

[VT433] - **Fibrin Glue assisted Retinopexy for Rhegmatogenous Retinal Detachments; Chief & Presenting Author : Mudit Tyagi, T12649**

[VT448] - **The One Eyed Fight- All that it takes to save an eye; Chief & Presenting Author : Meenakshi Mahesh, M24100, Co-Author(s) : . P. Mahesh Shanmugam**

[VT449] - **Management of Iatrogenic Retinal Incarcerations - Rescuing Rapunzell; Chief & Presenting Author : Bibhuti B. Kashyap, K16832, Co-Author(s) : Birendra Prasad Kashyap, Bharti Kashyap, NidhiGajendragadkar**

[VT456] - **Taming the Giant; Chief Author : Avik Dey Sarkar, Presenting Author : Renu Puthenvilayil Rajan, R13751, Co-Author(s) : Anirban Chakrabarti, K. Naresh Babu, Renu Puthenvilayil Rajan**

[VT482] - **Recreational lasers: The good, the bad and the ugly; Chief & Presenting Author : Giriraj Vibhute, V21945, Co-Author(s) : Apoorva A.G., Shrinivas M. Joshi, A.S. Guruprasad**

[VT522] - **A slippage not forgiven : Do's and don'ts in intraocular foreign body removal; Chief & Presenting Author : Hema VK, H24071, Co-Author(s) : Dhileesh P Chandrasekharan, Prakash V.S.**

[VT532] - **Seeing is believing - exploring new possibilities in vitreoretinal surgery; Chief & Presenting Author : Shrinivas M. Joshi, J12259, Co-Author(s) : Giriraj Vibhute, Hrishikesh Naik**

[VT607] - **Enblock resection of Capillary hemangioma with chorioretinectomy; Chief & Presenting Author : Alok Sen, S09871, Co-Author(s) : Amruta Vijay More**

DAY 02 - FRIDAY

Each talk is 08 minutes





AIOC Theatre - E-Poster (Cataract/Refractive Surgery/Optics / Refraction / Contact Lens)

Date :15-03-2024
Time : 12:00-12:50
Hall : AIOC Theatre 1

Chairpersons : Rakesh Kumar Bansal, Amit Kumar Mahajan

DAY 02 - FRIDAY

[FP8] - The curious tale of microspherophakia; **Chief & Presenting author : Manpreet Kaur (M21286)**

[FP368] - POSTER PRESENTATION: Managing the Sphere of Lens.; **Chief & Presenting author : Vineet Oswal (O27024)**, Jyotika P. Mishrikotkar

[FP414] - Opposite clear corneal incision versus toric iol in correcting astigmatism post phacoemulsification; **Chief & Presenting author : Priyamvada P V (P26294)**, Vandhana Sundram, Prabhu Vijayaraghavan, Jagadeesh Kumar Reddy K.

[FP713] - Comparative study of complication associated with peribulbar and subtenon anaesthesia for sics; **Chief & Presenting author : Sonali Shevgan (S28097)**, Kalpesh Patil, Pradnya Vitthal Gawai

[FP1089] - Firecracker Fiasco: How One Lady's Left Eye Tried to Celebrate Diwali; **Chief & Presenting author : Ishan Pasricha (P28210)**, Syed Faraaz Hussain, Venya Sharma, Shubhangi Mahesh

[FP1271] - Christmas Tree Cataract; **Chief & Presenting author : Deeksha Kamath (D28332)**; Haritha Np, Suraksha nayak, Srinivasa K. H.

[FP2008] - Late Intraocular Lens Opacification After Cataract Surgery – A Casereport; **Presenting author : Swagata Nandini Baishya**

(S28309), Chief author : Prasenjit Kalita, Prasenjit Kalita, Latif Abdul

[FP2064] - A Study on Prevalence of Refractive Errors, Strabismus and Amblyopia In Paediatric Age Group; **Chief & Presenting author : Shradha Bhardwaj (S27230)**, Vikrant Sharma, Priyank Garg, Alka Gupta

[FP2190] - Clinical Results following implantation of an Indian Posterior Chamber Toric Phakic IOL; **Presenting author : Smith Snehal Sute (S21810)**,

Chief author : Sourabh Patwardhan, Nidhi Patwardhan

[FP2468] - Opaque F IOL or A tertiary cataract-Case report of a rare but, vision interfering complication; **Presenting author : Dr. Rupakala Venkatesh (V11618)**, Chief author : Shashikala P., Shruthi DasShetty, Rupakala Venkatesh

[FP2544] - Influence of astigmatism on unaided near and intermediate vision in pseudophakic patients; **Chief & Presenting author : Ravi Chandna (C23449)**, Ganesh pillay

[FP2849] - Central Corneal Thickness Changes Following 6mm MSICS Using Intratunnel Phacofracture Technique; **Chief & Presenting author : Anshuman Pattnaik (P23323)**, Sudhir Singh

Each talk is 03 minutes





AIOC Theatre - E-Poster (Ocular Pathology / Ocular Oncology and Tumors and Orbit & Oculoplasty)

Chairpersons : Nagalekshmi S.V., Renu Bansal

Date : 15-03-2024

Time : 10:15-10:50

Hall : AIOC Theatre 02

[FP2] - Alveolar Rhabdomyosarcoma; **Chief & Presenting author : Raja Kannan Durairaj (D07669)**

[FP27] - Visual outcome in normal and steeper cornea post-laser in situ keratomileusis : a comparative study; **Chief & Presenting author : Reshika Annamalai Somasundram (R25460)**, Vivek Velumani, Amjad Salman

[FP279] - Study comparing anterior chamber angle parameters between diabetics and non-diabetics using asoct; **Chief & Presenting author : Saswati Sen (S14856)**, Anjali Goel, Das Matuli, Ridhima Pokharna

[FP1101] - Management of a rare case of congenital lower lid entropion.; **Chief & Presenting author : Kumari Sandhya (S24080)**, Abhishek Verma, Grace Lhinghoithem Haokip, Kaushik Sadhukhan

[FP1201] - Conjunctival Intraepithelial Neoplasia in a Seropositive Asian Male mimicking as Pigmentary lesion; **Chief & Presenting author : Jhimli Ta (J28236)**, Varsha Manade, Megha Kotecha

[FP1292] - A rare case of Goldenhar syndrome: oculo-auriculo-vertebral spectrum; **Chief & Presenting author : Vanshika (V28110)**, Ashok Kumar Meena

[FP1620] - Facing rhabdomyosarcoma; embracing hope beyond diagnosis.; **Chief & Presenting author : Nagarokini M (N28208)**, Esakki Rajeswari, Parvatha Sundari Natarajan, U. Vijaya Shanmugam

[FP1925] - Atypical case of anterior orbital neurilemmoma mimicking medial angular dermoid; **Chief & Presenting author : Arnab Roy (R25654)**

[FP2126] - A case of recurrent pterygium pointing towards premalignancy; **Chief & Presenting author : Shubhankar Suman (S27899)**, Divya Bhanu Devarapalli, Susmita Majhi, Md. Nazarul Islam

[FP2201] - Optic nerve pilocytic astrocytoma in pediatric age group: An interesting case; **Chief & Presenting author : Dipti Shikha Kamar (D27532)**

[FP2467] - Tapeworm with ptosis and proptosis—a rare presentation of ocular myocysticercosis.; **Chief & Presenting author : Pradeep (P26863)**, Neha Ghose

[FP2792] - A case of pulsating proptosis; **Chief & Presenting author : Anu Sehrawat (A26051)**, Shweta Verma

[FP3086] - Rare Case of Choroidal Hemangioma treated with Plaque Brachytherapy **Chief & Presenting author : Dr. Ashish Gupta (G24959)**, Dr. Annaji Kota

Each talk is 03 minutes





82nd Annual Conference of All India Ophthalmological Society, 2024



Date :15-03-2024
Time : 13:30-14:45
Hall : HALL 3 (Level 0)

DAY 02 - FRIDAY

FIFA

Gaurav Luthra





IC84 - VAST for use of Botulinum Toxin, Fillers And Facial Threads For Cosmetic Facial Rejuvenation

Debraj Shome - Mumbai

Date :15-03-2024
Time : 13:30-14:45
Hall : HALL 4 (Level 0)

VAST for Use of Botulinum Toxin, Fillers & Facial Thread Lifts, For Cosmetic Facial Rejuvenation Synopsis: Aesthetic procedures are gaining more & more prominence. Every specialty is veering towards them. Globally, at AAO and many other conferences, Oculoplastic surgeons have now started veering more & more towards cosmetic facial treatments, including face lifts and rhinoplasty. This VAST will showcase video demonstration of the anatomy of the face post CADAVERIC dissection, choice of injection products, actual patient selection and video demos of treatment. Post this IC, you will be able to use Botulinum Toxin, Fillers and facial threads, to lift faces, tighten faces, remove under eye dark circles, camouflage eyelid bags, remove laugh lines, remove upper face wrinkles & change facial shapes. Welcome to the latest and the new frontier of Aesthetics in Ophthalmology - Come and add a completely new facet to your practice.

1. Relevant Facial Applied Anatomy, explained with Cadaver Videos (12 mins) : **Shilpa Taneja Mittal**
2. Botulinum Toxin Injections in Facial Rejuvenation (12 mins) : **Adit Gupta**
3. Dermal Fillers in Facial Rejuvenation (12 mins) : **Kasturi Bhattacharjee**
4. Combination Treatments in Facial Rejuvenation (15 mins) : **Debraj Shome**
5. Dermatologist Role in Facial Rejuvenation (15 mins) : **Debraj Shome**

Panel Discussion : (9 mins)

DAY 02 - FRIDAY





AAO session (IOL power calculation in abnormal & post surgery Corneas)

Chairpersons : Vishal Jhanji, Shizuka Koh

Date :15-03-2024
Time : 13:30 - 14:45
Hall : HALL 5 (Level 0)

- | | | |
|----------------------------|---|--------------------|
| 1. Corneal ectasia | : | Takefumi Yamaguchi |
| 2. Dry eye | : | Shizuka Koh |
| 3. Post Keratoplasty | : | Sonal Tuli |
| 4. Post Refractive Surgery | : | Tushar Agarwal |

12 minutes talk time + 3 minutes discussion

DAY 02 - FRIDAY

Environmental Sustainability (Eye Sustain)

Date :15-03-2024
Time : 13:30-14:45
Hall : HALL 8 (Glass Room 1) (Level 0)

Chairperson : Grant Raymond
Co- Chairperson : Madhukar Reddy
Moderator : R. Venkatesh

- | | | |
|------------------------------------------------------------|---|-----------------|
| 1. Why Sustainability in Eye Care (10 mins) | : | David Chang |
| 2. Sustainability in Ophthalmology(15 mins) | : | Grant Raymond |
| 3. Sustainability in Energy and Water Management (10 mins) | : | R. D Ravindran |
| 4. Service Design and Sustainability (10 mins) | : | Dhivya Ramasamy |
| 5. Hospital Waste (Reduce, Reuse, Recycle) (10 mins) | : | R. Venkatesh |
| 6. Sustainability in My Facility (10 mins) | : | Madhukar Reddy |
| 7. Sustainability Practices of Our Organisation (10 mins) | : | Uday Gajiwala |

Panel Discussion : (10 mins)





Multimodal approach to management of astigmatism during cataract surgery - Past and Future of same

Swapnil Kothari

Date :15-03-2024

Time : 13:30-14:45

Hall : HALL 3A Under Ramp (Level 0)

This course educates ophthalmologist on astigmatism management during cataract surgery from pre to post op and inbetween.

- 1: Understanding Astigmatism - Explores types, prevalence, and diagnostic methods for astigmatism assessment pre-cataract surgery
- 2: Pre-operative Evaluation - Focuses on corneal analysis, patient-specific factors, and suitable management options based on astigmatism severity
- 3: Surgical Techniques - Covers toric IOLs, LRIs, AK, and femtosecond laser-assisted procedures for astigmatism correction.
- 4: Intraoperative Considerations - Integrates astigmatism correction into cataract surgery and addresses potential complications.
- 5: Post-op Management -Emphasizes monitoring, managing residual astigmatism, and enhancing patient satisfaction post-surgery.
- 6: Case Studies - Real-life cases aid decision-making and problem-solving in various astigmatism scenarios.
- 7: Future Trends - Discusses emerging technologies and innovations in astigmatism management.

- | | |
|---------------------------------------------------------------------------------------------------------------------|------------------------|
| 1. Understanding Astigmatism-Explores types, prevalence & diagnostic methods for astigmatism assessment (10 mins) | : Rita Kothari |
| 2. Pre-operative Evaluation - corneal analysis, patient-specific factors & suitable management options (10 mins) | : Swapnil Kothari |
| 3. Surgical Techniques - Covers toric IOLs, LRIs, AK, and FALK procedures for astigmatism correction (15 mins) | : Bhagyashri Pawar |
| 4. Intraoperative Considerations & postop - intraop correction, complications, monitoring, residual error (10 mins) | : Narendra Singh Verma |
| 5. Future Trends - Discusses emerging technologies and innovations in astigmatism management (15 mins) | : Swapnil Kothari |

Panel Discussion : (15 mins)





Why is now the best time to Start an Ophthalmology Practice

Senthil Tamilarasan

Date :15-03-2024

Time : 13:30-14:45

Hall : HALL 4A Under Ramp (Level 0)

Starting an ophthalmology practice in India can be a promising venture, but whether "now" is the best time depends on various factors, including the current healthcare landscape, market conditions, and your individual circumstances. Here are some reasons why this is the best time to start an ophthalmology practice in India:

Opportunities

Growing Healthcare Demand
Technological Advancements in Ophthalmology
Increased Awareness and Education
Government Initiatives:
Urbanization and Lifestyle Changes
Increased access to Investment and Financing

Challenges

Increased Competition:
Tough Regulatory Compliances.
Infrastructure and Equipment:
Talent and Staffing: Attracting skilled ophthalmologists and support staff can be challenging, especially in competitive markets.
Marketing and Patient Acquisition has become more expensive and difficult.

This IC will address on the challenges and Opportunities and still emphasize why this is still the best time to start your practice

1. There is no Better time than now to Start an Ophthalmology Practice in India (min 20) : **Senthil Tamilarasan**
2. Opportunities in Ophthalmology Practice in India (min 20) : **Debasish Bhattacharya**
3. Challenges faced by Ophthalmology Practices in India (min 20) : **Senthil Tamilarasan**



Fighting the bulge - All you wanted to know about keratoconus(KC) diagnosis & management

Nitin Balakrishnan

Date :15-03-2024

Time : 13:30-14:45

Hall : HALL 5A Under Ramp (Level 0)

Over the past few years KC management has seen a paradigm shift with numerous treatment options to choose from. This course is designed at highlighting the various modalities for KC Management. The most important step in management of any disease is the prompt and correct diagnosis of the same. We aim to illustrate imaging modalities and parameters in Scheimpflug and Anterior segment OCT for early diagnosis of ectasia. Recent advances and variations available in cross linking will be demonstrated. We highlight decision making, planning, technique & controversies in topography guided treatments. Intracorneal ring segments of various forms will be discussed in detail Surgical modality of deep anterior lamellar keratoplasty, for advanced KC will be touched upon giving the audience a comprehensive overview of the multitude of treatment options in KC. Finally we aim to illustrate management of residual refractive errors post KC Management. This course is a complete knowhow of KC Management.

1. Newer Investigative Modalities for the Prompt Diagnosis of KC – Topography & AS-OCT (min 10) : **Ritu Aurora**
2. Recent Advances In Corneal Collagen Cross Linking (min 10) : **Wavikar Chandrashekhar Murlidhar**
3. Combining Topography Guided Surface Ablation with Cross Linking (min 10) : **Nitin Balakrishnan**
4. Intracorneal Ring Segments :- INTACS and CAIRS (min 10) : **Sujatha Mohan**
5. My Last Hope :- DALK in KC (min 10) : **Rajesh Fogla**
6. The toughest part is always the end:- Managing Residual Refractive Errors In KC with Scleral CL(min 10) : **Quresh B. Maskati**

DAY 02 - FRIDAY





IC49 - Small Pupils - More than What Meets the Eye

Suven Bhattacharjee - Kolkata

Date :15-03-2024
Time : 13:30-14:45
Hall : HALL 2A (Level 2)

This video based course will provide comprehensive instructions on strategies, devices and techniques to tackle pre operative and intraoperative small pupil in SICS, Phacoemulsification & Femto phaco. Topics will include: Assessment of small pupil & co-morbidities, Pseudoexfoliation, Fluidics, Viscomydriasis, Iris Hooks, Pupil expansion rings (Malyugin) and new pupil expansion rings (B-HEX). Stepwise instructions for each of these devices will be provided. Anticipation, recognition and management of IFIS will be specially emphasized. At the conclusion of this course, the attendee will be able to distinguish the elastic small pupil of IFIS from the non-elastic small pupil due to other causes and also develop a clear strategy to deal with a non dilating or constricting pupil with or without a floppy and prolapsing Iris, with judicious use of fluidics, viscoelastics and devices like Iris hooks and rings.

DAY 02 - FRIDAY

1. Non device options in Small Pupil (8 mins) : **J. S. Titiyal**
2. IFIS (8 mins) : **Arup Chakrabarti**
3. Iris Hooks (8 mins) : **Sudeep Das**
4. B-HEX & other Pupil Expanders (8 mins) : **Suven Bhattacharjee**
5. Shallow AC and Small Pupil (8 mins) : **Sourabh Patwardhan**
6. Pseudoexfoliation and Small Pupil (8 mins) : **Deepak Megur**
7. SICS in Small Pupil Eyes (8 mins) : **Minu M. Mathen**

Panel Discussion : (19 mins)





FREE PAPER

Orbit & Oculoplasty - III + Semifinals

Chairperson : Gupta Ramesh Chandra
Co-Chairperson : J. K. Gangadhara Sundar
Convenor : Shalini Kumari
Co-Convenor : Anasua Ganguly Kapoor
Moderator : Sumeet Lahane

Date : 15-03-2024
Time : 13:30-15:00
Hall : HALL 2B (Level 2)

[FP831] - Ocular Morbidity And Quality Of Life In Patients With Thyroid Dysfunction; **Chief & Presenting author** : Kaushambi Ranpara (K28078), Abhishek Shah, Lipa Mohanty

[FP1501] - A reverse Algorithm for Müller Muscle Conjunctival Resection Surgery for Blepharoptosis Management; **Chief & Presenting author** : Isha Agarwalla (I22264), Divya Choudhary, Mohit Garg, Agarwalla Ramesh Kumar

[FP1661] - Incidence, cumulative mortality & factors affecting the outcome of COVID-19-associated mucormycosis; **Chief & Presenting author** : Archana Ajay Vare (A09323)

[FP1855] - Approach & long-term outcomes of integrated eyelid myectomy for apraxia of lid opening: A pilot study; **Chief & Presenting author** : Komal Sawarkar (K23548), Annesha Sarkar, Kasturi Bhattacharjee, Deepak Soni

[FP1948] - Periorbital arteriovenous malformation with rhinosporidiosis extending to the oropharynx-Case report; **Chief & Presenting author** : Sandip Kumar Sahu (S12216)

[FP2214] - Marble in the Orbit - An Unusual Path; **Chief & Presenting author** : Afeefa Akhter

(A27518), Wajahat Rizvi

[FP2692] - Presentation and management of post blepharoplasty complications at a referral centre; **Chief & Presenting author** : Adit Gupta (G15376), Prerana Tahiliani

[FP2736] - A novel & inexpensive training model for teaching basic steps of oculoplastic surgery; **Chief & Presenting author** : Chhavi Gupta (C22112), Sima Das, Surbhi Saboo, Neha Shree

[FP2877] - Correlation Of Ocular & Radiological Findings In Rhino-Orbito Cerebral Mucormycosis Patients; **Chief & Presenting author** : Hithesh Isukapalli (I28417), Sangeetha. T

[FP2999] - Outcomes of Socket Reconstruction with Concurrent Use of Spherical Acrylic Implant with MMG; **Chief & Presenting author** : Chaitra Chidanand (C26959), Niveditha Hanumegowda, Sundeep, Raghuraj Hegde

Each presentation is 3 minutes

DAY 02 - FRIDAY





IC16 - Geniics In Ophthalmology; Research Basis for potential genetic treatments

Gerald R. Schultz - Rancho Mirage

Date :15-03-2024
Time : 13:30-14:45
Hall : HALL 1 (Main Aud.) (Level 4)

By being knowledgeable in the basics of genetics, you will better understand human health and disease. Genomic technologies continue to expand and are implemented more into clinical care. The essentials of genetics are sequencing and gene expression. Ophthalmologists should understand the basics of genetics, its involvement in the pathogenesis of glaucoma, AMD, diabetic retinopathy and corneal dystrophies. Gene testing and genetic counselling are important components of patient care. The mechanism of genetic alterations by the SARS-CoV-2 (Covid) genome will be used to demonstrate how a virus injects its RNA into human cells and how it may be utilized to treat ophthalmic genetic disorders. Upon completion of the course, the attendees will have knowledge related to current trends in treatments with Adeno-Associated Viruses, epigenetics and the possible future use of CRISPR gene technology with the assistance of Artificial Intelligence

DAY 02 - FRIDAY

- | | | |
|----------------------------------------------------------------------------------------------------------|---|---------------------------------------------|
| 1. Review of genetics, epigenetics, and SARS-Cov-2 RNA structure. Treatments, including CRISPR (15 mins) | : | Gerald R. Schultz |
| 2. Genetics of corneal ectasias (15 mins) | : | Namrata Sharma |
| 3. Genetics of corneal dystrophies (15 mins) | : | Radhika Tandon |
| 4. Genetics of Retinal Dystrophies and Diabetic Retinopathy (15 mins) | : | S. Natarajan |
| 5. Molecular genetics of Glaucoma (12 mins) | : | Gerald R. Schultz/
P. Sundaresan |

Panel Discussion : (3 mins)





IC290 - A – Z of Eyelid Blepharoplasty

Aditi Mehta Grewal - Chandigarh

Date :15-03-2024
Time : 13:30-14:45
Hall : HALL 1A (Level 4)

This course is a step by step demonstration from evaluating the aesthetic patient to performing cosmetic upper and lower eyelid blepharoplasties along with eyebrow contouring. It also encompasses the role of non surgical techniques for eyelid tightening and enhancement. The course is aimed at intermediate level surgeons and offers learning for both oculoplastics trained and non oculoplastics trained surgeons with special interest in eyelid surgery. Basics like evaluation of eyelids, marking incisions, planning and performing surgery will be demonstrated along with advanced techniques like eyebrow lifting, non surgical tightening and eyelid skin rejuvenation

- | | | |
|----------------------------------------------------------------|---|------------------------------|
| 1. Aesthetic Assessment of the Face (9 mins) | : | Vatsalya Venkatraman |
| 2. Upper eyelid Blepharoplasty –Step by step (9 mins) | : | Deepak Soni |
| 3. Lower Eyelid Blepharoplasty – Transcutaneous (9 mins) | : | Aditi Mehta Grewal |
| 4. Lower eyelid Blepharoplasty – Transconjunctival (9 mins) | : | Kasturi Bhattacharjee |
| 5. How to Tackle the Brow (non-surgical and surgical) (9 mins) | : | Shubhra Goel |
| 6. Blade free Blepharoplasty (9 mins) | : | Debraj Shome |

Panel Discussion : (12 mins)

DAY 02 - FRIDAY





Take control of your own destiny by understanding IOL power calculations

Twinklekumar Shah

Date :15-03-2024
Time :13:30-14:45
Hall : HALL 1B (Level 4)

DAY 02 - FRIDAY

A time when premium IOLs are used during spectacle-free cataract surgery, increasing the amount of stress that surgeons can handle. The empowerment of newer IOL Power calculation formulas, advancements in PCA and toric calculations, and newer biometric instruments, Optimising A constant, in diverse cataract surgery scenarios are the main topics of this IC. Newer biometry equipment measuring a range of variables will be covered in the course, coupled with emergence of different newer formula selections with incorporating online ESCRS calculators. Participants will get in depth knowledge of newer formulas like Kane, Hill RBF V 3.0, Barret suits, EVO,Ray tracing formulas, etc. The ability to calculate IOL Power in a variety of challenging scenarios, such as extremely long or short eyes, silicone oil-filled eyes, triple surgeries, post-refractive surgery eyes, pediatric patients, secondary implants, and toric calculators with PCA & Centroid values, would benefit participants.

1. Introduction (min 5) : **Twinklekumar Shah**
2. Understand next Generation IOL Power calculation formulas & it's implications in practice (min 15) : **Twinklekumar Shah**
3. A state of perfection-with newer optical biometres (min 10) : **Harshul Tak**
4. How to reach the pinnacle of power perfection in an abnormal cornea? (min 10) : **Saumil K. Kothari**
5. Power calculations in abnormal situations (Very long & short eyes, Post vitrectomies) (min 10) : **Tejas Shah**
6. IOL Power calculations in Pediatric cataract surgery (min 10) : **Shail Vasavada**
7. There are a lot of toric calculators available these days. How can one integrate them into practice? (min10) : **Twinklekumar Shah**



AIOC Theatre - Video (Anterior Segment - I)

Date :15-03-2024
Time : 12:50-13:45
Hall : AIOC Theatre 1

Chairpersons : Sudesh Kumar Arya, Manish Mahendra

[VT22] - A shaky head with a stable surgeon; **Chief & Presenting author : Dr.Harikrishnan Vannadil (V20520)**, Harikrishnan Vannadil

[VT64] - Nucleus deliveries in SICS Approach without entering in anterior chamber; **Chief & Presenting author : Narendra Wala (W27816)**, Aashish Kumar Gangrade

[VT253] - NEVER SAY NEVER AGAIN....; **Chief & Presenting author : Amit Kumar Mahajan (M11746)**, Vivek Vasant Rao Motewar, Suhas Sonawane, Kishor Mahajan

[VT335] - Basket of Complicated Cataract Cases; **Chief & Presenting author : Aarti Heda (H16569)**

[VT349] - ICL implantation for unilateral high myopia; **Chief & Presenting author : Rakesh Kumar Bansal (B03804)**, Nishat Bansal

[VT385] - Unsung heroes of cataract surgery – the under rated fingers incataract surgery; **Presenting author : Meghana Reddy (M28316)**, Chief author : Thanuja Gopal Pradeep

[VT424] - Cannula for hydro implantation of IOL; **Chief & Presenting author : Mallikarjun M. Heralgi (H08772)**, Kaushik Murali

[VT428] - Enlighten the Hidden - a novel technique of identifying the schlemm's canal; **Presenting author : Bhawesh Saha (S16436)**, Chief author : Rashmi Kumari, Naila Aftab, Ravi Kumar

[VT489] - Conquering Hypermature Intumescent Cataracts- The Double Rhexis Method; **Chief & Presenting author : Ankit Agrawal (A19699)**, Krishna Kumar Agrawal, Sameeksha Agrawal

[VT637] - MSICS in mature intumescent cataract; **Chief & Presenting author : Devdutta Nayak (N14838)**, Indrajit Sarkar

[VT643] - Anterior chamber compartmentalization to retrieve the worm from the anterior chamber; **Chief & Presenting author : Gautam Singh Parmar (P13631)**

[VT657] - SFIOLs made easy; **Chief & Presenting author : Ayushi Choudhary (A22204)**, Gaurang Sehgal, Priyanka Gandhi, Nagesha Chokkahalli Krishnappa

DAY 02 - FRIDAY

Each video is 4 minutes





AIOC Theatre - Video (General Segment)

Chairpersons : Shishir Verghese, Veer Singh

Date : 15-03-2024

Time : 10:50-11:20

Hall : AIOC Theatre 2

[VT107] - Revolutionizing Eye Care: The Impact of AI in Ophthalmology; **Chief & Presenting author : Piyush Jain (J27739)**

[VT141] - Orbital myiasis: A Rare presentation; **Chief & Presenting author : Sourav Dey (D27977)**, Debotosh Ghosh, Soumyadip Mondal, Sanjay Kumar Daulat Thakur

[VT261] - A shaky situation; management of an intriguing case of in the bag IOL and UGH syndrome; **Chief & Presenting author :**

Nagalekshmi S.V. (N15215), Pratheeba Devi Nivean, Nivean M

[VT382] - Eyes Re-imagined : Spreading Smile; **Chief & Presenting author : Renu Bansal (B20987)**, Sindhuja Murugesan, Kavitha Ramakrishnan, Viji Rangarajan

[VT413] - Jones Procedure 2.0!; **Chief & Presenting author : Srushti Bagde (S25391)**, Saptagirish Rambhatla

Each video is 4 minutes

DAY 02 - FRIDAY

IC589 - Pediatric Cataract Surgery

Sudarshan Kumar Khokhar - New Delhi

Date : 15-03-2024

Time : 14:45-16:00

Hall : HALL 3 (Level 0)

Pediatric cataract is a major cause of blindness in children. It can have a severe impact on the individual, family and society if left untreated. Pediatric cataract management is a complex and continuous process. It requires early diagnosis, timely and appropriate surgery, effective rehabilitation, parental motivation, regular follow up, complication detection and management, and multidisciplinary collaboration of ophthalmologist, optometrists, and parents. By attending this instruction course, the participants will be able to enhance their knowledge and skills in pediatric cataract management. They will learn about the latest developments and best practices in the field, and how to apply them in their own clinical settings. They will also have the opportunity to interact with experts and peers and share their experiences and challenges. This instruction course will help them improve their confidence and competence in dealing with pediatric cataract cases, and ultimately contribute to the prevention and treatment of childhood blindness.

1. Basics of Pediatric Cataract : **Sudarshan Kumar Khokhar**
2. Preoperative workup in Pediatric Cataract : **Aishwarya Rathod**
3. Surgical Management of Pediatric Cataract : **Deeksha Rani**
4. Postoperative care and Rehabilitation : **Aayush Majumdar**
5. Pediatric IOL power calculation : **Sudarshan Kumar Khokhar**





IC584 - Tumors of the Ocular Surface Decoded

Santosh G. Honavar - Hyderabad

Date :15-03-2024

Time : 14:45-16:00

Hall : HALL 4 (level 0)

Conjunctival tumors have a varied spectrum of clinical presentation. These are often misdiagnosed as simulating conditions, resulting in inappropriate management. This course will provide a systematic overview of clinical manifestations of conjunctival tumors and discuss recent concepts in diagnosis, management and prognosis. Clinical evaluation of a patient with conjunctival tumor and typical and atypical manifestations will be demonstrated with cases. Anterior segment imaging techniques such as OCT, OCTA and UBM will be highlighted. Evidence-based treatment protocols will be elaborated. Indications for and outcome of newer treatment modalities, such as topical immunotherapy, chemotherapy and plaque brachytherapy, will be discussed. Standard surgical procedures will be demonstrated with vivid videos. This course is designed to enable participants to accurately diagnose, triage and appropriately manage common conjunctival tumors and optimize the outcome.

1. Epithelial and Stromal Tumors of the Ocular Surface (12 mins) : **Fairooz Puthiyapurayil Manjandavida**
2. Pigmented Tumors of the Ocular Surface (12 mins) : **Vikas Menon**
3. Congenital lesions of the ocular surface and other tumors (12mins) : **Sima Das**
4. Management of Ocular Surface Tumors (20 mins) : **Santosh G. Honavar**

Panel Discussion : (19 mins)

DAY 02 - FRIDAY





Science and Fun in Ophthalmology (SFO)

Moderators :

Harbansh Lal, Lalit Verma, Tinku Bali, Ikeda Lal

Date : 15-03-2024

Time : 14:45-16:00

Hall : HALL 5 (Level 0)

In real life, success depends on hard work, knowledge and intellect.

But to be real winner, you need to be lucky as well.

This game show brings us closer to real-life situations where knowledge and luck play a critical part.

There will be four teams (Each consisting of 4 members), which will challenge each other on a scientific form at never been used before.

There will be four rounds, namely:

1. Medical management (case presentation for 3 min) of challenging and interesting cases
2. Surgical case for 3 minutes (video based)
3. Quiz where every team gets 2 minutes to answer as many questions as possible
4. Life Style question – by Judges for 1 minute

Judges will be giving marks on all 4 rounds..Based on these marks, Scientific Winning team will be announced.

LUCK PART : Now we add the luck part into the mix. After the judges have allotted the marks, roll of dice/roulette will add additional points to the score. Then a coin will be moved depending on the total score on a snake and ladder board to decide the final position and this will be done for each round. In the end, the total of all three rounds will be added up and there will be two winning teams:

One based only on science another based on Science + Luck both.

THE BIGGEST SURPRISE we have in store is for the audience



Recent advances in Surgery, Diagnostic and Therapeutics

Chairpersons: Jeewan Singh Titiyal, Namrata Sharma
Sri Ganesh, Amit Gupta

Date :15-03-2024

Time : 14:45– 16:00

Hall : HALL 8 (Glass Room 1) (Level 0)

Panelists for **CAPSULASER:** Aditya Kelkar & Manpreet Kaur

1. How does capsular help in cataract surgery (8 mins) : **David Mordaunt**
2. My first encounters with Selective Laser Capsulotomy in varied cases (8 mins) : **Aditya Kelkar**
3. Topic not yet decided: Dr Manpreet Kaur (8 mins) : **Manpreet Kaur**

Panelists /Speaker for **MS-39:** Sheetal Brar, Pooja Khamar & Radhika Natarajan

1. : **Radhika Natarajan**
2. MS-39 An all-in-One Refractive workstation (8 mins) : **Sheetal Brar**
3. OCT-Based Topographer”Tips to enhance every day practice(8 mins) : **Pooja Khamar**

Panelists for **CASIA 2:** Rushad Shroff, Urvaja Chaudhary & Chintan Malhotra

1. How does CASIA 2 help in diagnosis (8 mins) : **Rushad Shroff**
2. How does CASIA 2 help in managing Lenticular Pathologies (8 mins) : **Chintan Malhotra**
3. Topic not yet decided (8 mins) : **Urvaja Chaudhary**
4. A Novel Nano Silver Ion Based Self Preservative Technology : **Namrata Sharma**

DAY 02 - FRIDAY





IC445 - Ocular Oncology- The Masquerades

**Fairooz Puthiyapurayil Manjandavida -
Bangalore**

Date :15-03-2024
Time : 14:45-16:00
Hall : Glass Room 2 (Level 0)

Often in our practice we witness late diagnosis and/or misdiagnosis of ocular/ adnexal/ periocular neoplasias, including lethal malignancies. Primarily these treacherous tumors may mimic other inflammatory and benign conditions, misleading a clinician. And these often happen in a general outpatient clinics that can lead to devastating outcome with respect to life, eye and vision salvage. However, from an ocular oncologist's perspective we often consider 'specific' clinical and diagnostic clues in identifying these masquerades. In this instruction course we will have eminent ocular oncology specialists highlighting the 'identification' and 'differentiation' of common and not so common ocular lesions for early diagnosis, and avoid misdiagnosis. The aim of this course is to create awareness among the general ophthalmologists and other specialists regarding masquerading ocular lesions that can be life threatening. 'Early' is the key in ocular malignancies, be it diagnosis or management.

DAY 02 - FRIDAY

1. Eyelid & Periocular Lesions- Spot on diagnosis (15 mins) : **Fairooz Puthiyapurayil Manjandavida**
2. Ocular Surface Lesions- lurking around (15 mins) : **Mrittika Sen**
3. Proptosis- Neoplastic or Inflammatory ? (15 mins) : **Sima Das**
4. Simulating Intraocular Masses- Catch it early (15 mins) : **Santosh G. Honavar**

Panel Discussion : (15 mins)



Updated management of sub macular and subretinal hemorrhage – Hillock to mount!

Deependra Vikram Singh

Date :15-03-2024

Time : 14:45-16:00

Hall : HALL 3A Under Ramp (Level 0)

Subretinal and sub-macular hemorrhage do pose a management challenge to practicing retina specialists. They come in all shape and sizes. Our understanding of different approaches for its management has evolved over past 2 decades. This course intends to discuss rationale, technique and tricks for these approaches. Attendees are expected to learn how to apply different approaches to variety of subretinal hemorrhages from "hillock" to mounts! The course would be supported by case images, videos and follow up pictures demonstrating final outcomes following different approaches. Participants are expected to comprehensively learn about intricacies of these approaches along with updates from literature.

1. Initial assessment and deciding approach based on evidence (10 mins) : **Awaneesh Upadhyay**
2. Displacement with gas alone – Is it underrated? How to get a large bubble and better success rate? (10 mins) : **Deependra Vikram Singh**
3. Role of rTPA – First line or reserved as second line. Where does it work best? (10 mins) : **Raju S.**
4. Subretinal rTPA with air or alone. The technique and modifications (10 mins) : **Raja Rami Reddy P.**
5. Minimalistic approach – Draining only what matters (10 mins) : **Deependra Vikram Singh**
6. Radical Surgery – The primary goal, technique and how to Improving outcomes? (10 mins) : **Boral Subhendu Kumar**

DAY 02 - FRIDAY





Seven Investigative Tools - Tips and Tricks

Pranav Ranjan

Date :15-03-2024

Time : 14:45-16:00

Hall : HALL 4A Under Ramp (Level 0)

Ophthalmology has undergone a sea change with modern investigative tools. Clinical acumen supplemented with these tools has made the diagnosis and management more precise and trustworthy than ever before. It is therefore important for every Ophthalmologist working even in the remotest part of the country to be aware of the fundamental nity-gritty of these investigations. The most relevant investigative topics have been taken up in this course. This instruction course has been designed by experts in their respective fields to give the best concept to the audience.

DAY 02 - FRIDAY

- | | | |
|--------------------------------------------------|---|----------------------------|
| 1. Toric Tips (min 8) | : | Sujeet Kumar Mishra |
| 2. Corneal Topology (min 8) | : | Pranita Sahay |
| 3. Macular Function Test in opaque media (min 8) | : | Aditya Anand |
| 4. OCT Tips (min 8) | : | Devesh Kumawat |
| 5. FFA: Tips (min 8) | : | Shivani Sinha |
| 6. IOL Power Calculation (min 8) | : | Jai Gopal Agrawal |
| 7. Perimetry Pearls (min 10) | : | Pranav Ranjan |



Reaching the unreached. Where are we?

Inder M. Rustagi

Date :15-03-2024

Time :14:45-16:00

Hall : HALL 5A Under Ramp (Level 0)

Cataract is the main cause of preventable blindness. NGO and private setups are now involved through the government initiative of Ayushman. But still, we have to do a lot. Where are we and what more is to be achieved?

1. Reaching the unreached! Where are we? (min 10) : **Inder M. Rustagi**
2. Microplanning for removal of cataract blindness backlog under NPCB&VI (min 12) : **Jagdeep Singh Basur**
3. Low cost affordable eye care and blindness (min 10) : **Manisha Rathi**
4. NGO and Private set up role in curable blindness (min 10) : **Kenshuk Marwah**
5. How to make NGOs self-reliant to achieve curable blindness (min 10) : **Rohan Kumar Chariwala**

DAY 02 - FRIDAY





IC235 - Customised cataract surgery

K.P.S Malik - New Delhi

Date :15-03-2024

Time : 15:00-16:15

Hall : HALL 7 (Main Aud.) (Level 1)

The last two decades have witnessed a tremendous refinement in cataract surgical techniques. However, difficult situations continue to pose challenge to even the best of cataract surgeons. The choice of phacoemulsification or small incision cataract surgery is based on the grade of the cataract and the co-existing condition like the presence of corneal opacity, subluxated lens, astigmatism, small pupil, previous refractive procedure, uveitis, etc. A systematic preoperative workup and judicious selection of adjunct devices play an important role in the surgical outcome of these cases. This video-assisted course will help the attendees adopt a structured approach to plan and manage challenging cataract cases. Audience interaction will be encouraged through out the session.

- | | | |
|--------------------------------------------------------|---|------------------|
| 1. Small pupil (8 mins) | : | S.P. Singh |
| 2. Subluxated cataract (8 mins) | : | K.P.S Malik |
| 3. Chandelier illumination in corneal opacity (8 mins) | : | Sanjay Chaudhary |
| 4. Managing pre-existing astigmatism (8 mins) | : | Kamaljeet Singh |
| 5. Pre-existing RK (8 mins) | : | Ruchi Goel |
| 6. Secondary IOL implantation (8 mins) | : | K.P.S Malik |
| 7. Phaco trab or SICS trab (8 mins) | : | Ruchi Goel |

Panel Discussion : (14 mins)

Iris surgery & art of Pupilloplasty, tips & tricks

Speaker : Hazem Yassin

Panelists : Ashvin Agarwal, Priya Narang, Tushar Agarwal

Date :15-03-2024

Time : 14:45-16:00

Hall : HALL 2A (Level 2)

1. Introduction and plan
2. Basic suturing of the iris.
3. Iridodialysis
4. Complications
5. Prosthesis





FREE PAPER

Ocular Pathology / Ocular Oncology and Tumors - II + Semifinals

Chairperson : Edward Deepak Paul
Convenor : Akshay Nair
Co-Convenor : Raghuraj Hegde
Moderator : Sonal P Yadav

Date :15-03-2024
Time : 15:00-16:25
Hall : HALL 2B (Level 2)

[FP1030] - Quantitative study of retinal circulation based on OCTA after plaque brachytherapy in uveal melanoma; **Presenting author : Zakir Hussain (H25922)**, Chief author : Neiwete Lomi, Rohan Chawla, Bhavna Chawla, Radhika Tandon

[FP1281] - Title: Diverse Presentation of Ocular Surface Squamous Neoplasia (OSSN):Case Series Analysis; **Chief & Presenting author : Vindya K.M (V28276)**, C.N. Madhusudhan, Shubhratha S. Hegde

[FP1341] - Survey of orbital tumors in elderly population: A large case series; **Chief & Presenting author : Shaifali Chahar (C17150)**, Kaustubh Mulay, Santosh G. Honavar

[FP1351] - Risk factors for local tumour recurrence and metastasis in sebaceous gland carcinoma of the eyelid; **Chief & Presenting author : Deepthi Elizabeth Kurian (D20268)**, Santosh G. Honavar, Kaustubh Mulay, Vemuganti Geeta Kashyap

[FP1655] - Deep-learning based identification of Ocular Surface Squamous Neoplasia from ocular surface images; **Chief & Presenting author : Obaidur Rehman (R25681)**, Sima Das, Chhavi Gupta

[FP1659] - Our SMS Strategy for Molecular Diagnosis of Retinoblastoma; **Chief & Presenting author : Usha R. (U08116)**, Vanniarajan

[FP2017] - Clinical analysis of accidentally diagnosed lacrimal sac tumors post DCR:a case series of 8 patients; **Chief & Presenting author : Syeda Roohi Mateen (R26546)**, Nandini Bothra, Tripathy Devjyoti, Anasua Ganguly Kapoor

[FP2136] - Orbital Lymphoma- Retrospective Analysis of Large Case Series; **Chief & Presenting author : Subhav Pershad (S20932)**, Santosh G. Honavar, Kaustubh Mulay

[FP2145] - Made-in-India Plaque Brachytherapy – Self-reliance and Success; **Chief & Presenting author : Tithi Kundu (T24491)**, Santosh G. Honavar, Subhav Pershad, Rolika Bansal

[FP2147] - Does MRI Reliably Predict Optic Nerve Extension (ONE) in Retinoblastoma (RB)? **Chief & Presenting author : Ruju Unadkat (R26855)**, Ravi Verma, Kaustubh Mulay, Santosh G. Honavar

[FP3132] - Management of retinoblastoma during COVID-19 pandemic: our experience at a tertiary care centre; **Chief & Presenting author : Yogita Gupta (G18598)**, Radhika Tandon, Neiwete Lomi

[FP2076] - Understanding mutational spectrum associated with Uveal Melanoma in Indian cohort–preliminary finding; **Chief & Presenting author : Meenakshi Mahesh (M24100)**, Divyansh Mishra, . P. Mahesh Shanmugam

Each Paper Presentation is 5 minutes

Keynote Address (6'):

AIOS - Ocular Pathology / Ocular Oncology and Tumors Award 2023- "Time To Diagnosis" in Newly Diagnosed Retinoblastoma: Interim Analysis from INPOG-RB-19-01 - Sima Das (D10596)

DAY 02 - FRIDAY





IC218 - Practical Pearls To Enhance cataract Surgical Outcomes

D. Ramamurthy - Coimbatore

Date :15-03-2024

Time : 14:45-16:00

Hall : HALL 1 (Main Aud.) (Level 4)

DAY 02 - FRIDAY

Cataract surgery has evolved by leaps & bounds in the last few years. Apart from the surgical nuances, preoperative evaluation, counseling, biometry, choice of IOL, surgical techniques & technology, postoperative management, perioperative medications & correction of any residual errors & deficits, all contribute to the ultimate postoperative outcomes & patient satisfaction. In this course cataract surgeons with decades of experience, employing cutting edge technologies will share practical pearls on every aspect of cataract surgery to enhance outcomes. In this highly interactive session, video clippings, clinical photographs, patient charts & diagnostic printouts would be optimally put to use. Every effort will be made to avoid any overlap & cover diverse views. The endeavour would be to leave the delegates with several practical points which they can employ immediately on their return to practice.

1. My Top Pearls in Cataract surgery (7 mins) : **Vasavada Abhaykumar Raghukant**
2. My Top Pearls in Cataract surgery (7 mins) : **Chitra Ramamurthy**
3. My Top Pearls in Cataract surgery (7 mins) : **D. Ramamurthy**
4. My Top Pearls in Cataract surgery (7 mins) : **Partha Biswas**
5. My Top Pearls in Cataract surgery (7 mins) : **J. S. Titiyal**
6. My Top Pearls in Cataract surgery (7 mins) : **Mahipal S.Sachdev**

Panel Discussion : (33 mins)





Influencing the direction of ophthalmic research and practice

Date :15-03-2024
Time : 14:45-16:00
Hall : HALL 1A (Level 4)

1. Assessing Disease Progression with Multimodal Imaging : **Unnikrishnan Nair**
2. The Future of Biometry and Anterior Segment Imaging : **Kumar Doctor**
3. Anterior Beyond Horizon - How I Customized It For My Glaucoma Practice : **Prasanna Venkatesh Ramesh**

Walking Hand In Hand for Optimizing Patient Satisfaction In Cataract Surgery!

Date :15-03-2024
Time :14:45-16:00
Hall : HALL 1B (Level 4)

Chairperson : Partha Biswas

Panelists: Rohit Omprakash, Chaitra Jayadev, Sujatha Mohan, Manpreet Kaur , Prafulla Maharana, Sreeni Edakhlon

Moderator : Sudipta Mitra

Advanced technology is a blessing for modern cataract surgery but has also raised the bar of expectation in patients! The skill and empowerment in both female and male ophthalmology colleagues, equally, to judge and perform for highest order of excellence in patient satisfaction in cataract surgery, is the essence of this session! The peers walk hand in hand, to choose the right monofocal or multifocal IOL, deal with high order astigmatism or residual refractive surprises if any, towards the path of crisp and comfortable vision!

1. The prelims for a crisp and comfortable monovision (min 8) : **Saurabh Kumar Luthra & Vaishali Lokhande**
2. Tale of torics (min 8) : **Anurag Mishra & Swati Agarwal**
3. Decoding multifocal for optimum patient satisfaction (min 8) : **Siddhartha Ghosh & Haimanti Chowdhury**
4. IOL in tiny eyes, comfort for today clarity for tomorrow (min 8) : **Chandni Chakraborty & Debjit Ray**
5. Bringing the smile back in post operative surprises (min 8) : **Sudipta Mitra & Ashok Nanda**

Chronographer: Preeyam Biswas





TOP VIDEOS

Anterior Segment - II

JUDGES: Award Session :

Prakash Marathe, Minu M. Mathen, Santosh Bhide,
Pradip Kumar Mohanta, Ritu Arora

Date :15-03-2024

Time : 14:30-16:30

Hall : Trade Hall A

Trade Area Level 1

DAY 02 - FRIDAY

[VT134] - **Patience is road to success. !Pediatric cataract with fibrotic anterior capsule -a novel technique; Chief & Presenting Author : Bhagyashri Pawar, P11673**

[VT139] - **Diagnosis and Management of cyclodialysis clefts; Chief & Presenting Author : Hemlata Udenia, H24934, Co-Author(s) : Namrata Sharma, Talvirsidhu, Tanuj Dada**

[VT140] - **Vanquish The Hurdles of Filtering Surgery with Gonioscopyassisted Transluminal Trabeculotomy: GATT; Chief & Presenting Author : Mohideen Abdul Kadar Pmt, M08496, Co-Author(s) : Shivam Gupta, Geethu Kurian, Madhavi Ramanatha Pillai**

[VT143] - **DIY for Glaucoma Procedures- Practice Makes a Doctor Perfect! Chief & Presenting Author : Ms. Indira Pegu, I21347, Co-Author(s) : Rengaraj Venkatesh, Swati Upadhyaya**

[VT146] - **illuminating the Shadows: A Deep Dive into a Rare and Mysterious Keratitis; Chief & Presenting Author : Bharat Gurnani, G19198, Co-Author(s) : Kirandeep Kaur**

[VT149] - **When the nucleus stops rotating – The golden hour of decision making; Chief & Presenting Author : Madhu Shekhar, S13165, Co-Author(s) : Shalaka Waghmare**

[VT154] - **Pythium keratitis vs Fungal keratitis; Chief & Presenting Author : Naveen Radhakrishnan, R13846, Co-Author(s) : Josephine Christy S, Premjith Muraleedharan**

[VT159] - **Hydroprocedures beyond Hydrodissection; Chief & Presenting Author : Nilesh Kumar, K20052**

[VT165] - **The Domino Effect: a tale of four surgeons and cascading intraoperative complications; Chief & Presenting Author : Shivani Pattnaik, S20464, Co-Author(s) : Kumar Doctor**

[VT178] - **Wiping out a blemish : removal of a giant conjunctival nevus; Chief & Presenting Author : Nibedita Das, D11893**

[VT181] - **Intraocular lens (IOL) Exchange in a case of opacified IOL using the IOL scaffold-technique; Chief & Presenting Author : Hari Shanker Nag, N14113, Co-Author(s) : Hari Shanker Nag**

[VT189] - **Lens Aspiration in post-traumatic membranous pediatric cataract; Chief & Presenting Author : Deepali Singhal, S18862**

[VT406] - **“Untying The KNOTS”-Mastering Surgical Precision in Suture GATT; Chief & Presenting Author : Pavithra Pannerselvam, P26431, Co-Author(s) : Prasanna Venkatesh Ramesh, Shruthy Vaishali Ramesh, Tejaswi Ragolu**

Each video is 8 minutes





TOP VIDEOS

General Film

JUDGES: Award Session :

Debasish Bhattacharya, Subhash Dadeya, Jignesh Bhaichand Taswala, Saravana Bhava Balachandrachari, Gulam Ali Kamdar, Pranav Ranjan

Date :15-03-2024

Time : 14:30-16:30

Hall : Trade Hall B

Trade Area Level 1

[VT31] - **Unmasking The Phantom “Dry Eye” Menace; Chief & Presenting Author : Apoorva Agrawal, A24291, Co-Author(s) : Rushad Shroff**

[VT45] - **Now You See Me- Visual Experience During Refractive Surgery; Chief & Presenting Author : Kunal Mandlik, M17545, Co-Author(s) : Devika Bhattacharya Mandlik, Josephine Christy S, Megha Nair**

[VT99] - **Repurposing - An Interesting Approach to Eyecare Waste; Chief & Presenting Author : Prabhu Krishna, K26411, Co-Author(s) : Nishant Maindargi, Rengaraj Venkatesh**

[VT281] - **Effect of Yoga on Eye Health; Chief & Presenting Author : Walimbe Tejaswini Prasad, P09431, Co-Author(s) : Walimbe Prasad Bhalchandra**

[VT297] - **Differentiating orbital fat prolapse from dermolipoma: The good fat and the bad fat; Chief & Presenting Author : Deepthi Elizabeth Kurian, D20268, Co-Author(s) : Kaustubh Mulay, Santosh G. Honavar**

[VT304] - **Eye Muscle Gym: Charting new frontier with Orthoptic evaluation centre; Chief & Presenting Author : Nisarga Rane, N24472, Co-Author(s) : Bhanumathi Madhavarao, Naren Shetty, Sumitha Muthu**

[VT377] - **Decoding Orbital Lesions: A Step-by-Step Computed Tomography Interpretation Guide; Chief & Presenting Author : Sanjana Molugu, S25027, Co-Author(s) : Anasua Ganguly Kapoor, Sanjana Molugu**

[VT415] - **Capture the key for a perfect MIGS -Nuances of intraoperative gonioscopy; Chief & Presenting Author: Madhavi Ramanatha Pillai, M16856, Co-Author(s) : Nimrita Gyanchand Nagdev, Devendra Maheshwari, Shivam Gupta**

[VT421] - **Intraocular endoscope: the star all-rounder; Chief & Presenting Author : Vanita Pathak Ray, V15422, Co-Author(s) : Kushal Goud Taduri**

[VT450] - **“Work smarter, not just harder”- Physical demands and ergonomics of a Pediatric Ophthalmologist**

Chief Author : Deepti P, Presenting Author : Stuti Shah, S25635, Co-Author(s) : Isha Gupta, Krishna Prasad R.

[VT483]- **A Wink Worth A Thousand Words; Chief & Presenting Author : Sonali Gaikwad, S23988, Co-Author(s) : Deepak Soni, Kasturi Bhattacharjee, Komal Sawarkar**

[VT537] - **Open Source 3D Printed Surgical Instruments demonstrated in Virtual and Physical Reality; Chief & Presenting Author : John Davis Akkara, A19733, Co-Author(s) : Anju Kuriakose**

[VT544] - **Autogenous Tarsus Transplant as Spacer Graft for Lower Lid Retraction in Facial Palsy; Chief & Presenting Author : Prabisha Banerjee, B17525, Co-Author(s) : Kirthi Koka**

DAY 02 - FRIDAY

Each video is 8 minutes





AIOC Theatre - Video (Anterior Segment - II)

Chairpersons : Abhishek Kumar Tripathi, Sanjana Perigela

Date : 15-03-2024
Time : 11:20-12:15
Hall : AIOC Theatre 2

DAY 02 - FRIDAY

[VT4] - Red flags in manual small incision cataract surgery with pre-mature entry & lessons learned; **Chief & Presenting author : Shalini Kumari (S11779)**, Shalini Kumari

[VT89] - Lenticule Extracting Hydro Canula For SMILE Refractive Surgery; **Chief & Presenting author : Rohan Mehra (M19412)**, Anand Vardhan Malhotra, Pooja Mehta, Gaurav Luthra

[VT120] - Tenon patch graft in managing sterile corneal perforation in cases of aqueous deficiency dry eye.; **Chief & Presenting author : Prateek Tiwari (T20745)**

[VT138] - Cracking the hard – A simple meticulous approach; **Chief & Presenting author : Satya Hareesh Reddy Lingala (L22487)**, Vivekanand U.

[VT142] - Stuck with My First Malyugin; **Chief & Presenting author : Sneha Jain (S20432)**, Subhankar Home, Arnav Mitra

[VT208] - Use of Aqueous Angiography to augment surgical outcomes of MIGS; **Chief & Presenting author : Nitika Beri (N21224)**, Tanuj Dada, Namrata Sharma, Anand Naik Bukke

[VT214] - Pneumophacocoele; what is it and how to manage? **Chief & Presenting author : Sudesh Kumar Arya (A06388)**, Tanu Singh

[VT361] - Post traumatic corneal scar with cataract and RIOFB- Tackling a difficult scenario in residency.; **Chief & Presenting author : Sarath S (S22357)**

[VT417] - Unintended Encounters of Dex-Implantation into the lens- When Vision Meets the Unexpected; **Chief & Presenting author : Shalu Chavan (S27322)**, Naren Shetty, Ravi Krishna Kanaradi

[VT594] - Split Anterior Capsule : double rhexis; **Chief & Presenting author : Rishi Sethi (S18827)**

[VT651] - Pupiloplasty And Iridodialysis Repair - Modified Techniques; **Chief & Presenting author : Manish Mahendra (M14374)**

Each video is 4 minutes





One Point @ a time

Chairperson : Harbansh Lal

Co-Chairperson : Namrata Sharma

Moderator : Prafulla Kumar Maharana, Anu Malik

Date :15-03-2024

Time : 16:00-17:15

Hall : HALL 3 (Level 0)

[OPT1] - How to engage B-HEX pupil expander in pupillary margin in small-pupil Phacoemulsification; **Chief & Presenting author : Shalini Kumari (S11779)**

[OPT3] - Beware of Gossypiboma - a post-vitrectomy scenario; **Chief & Presenting author : Sony Sinha (S08147)**

[OPT6] - Overcoming Lens Iris Diaphragm Retro-pulsion Syndrome; **Chief & Presenting author : Aditi Singh (S16943)**

[OPT7] - Syringing and Probing with Masterka Stent; **Chief & Presenting author : Neha Arora (N19942)**

[OPT9] - Quick pull: a best maneuver to rescue extending capsulorhexis; **Chief & Presenting author : Sourabh Patwardhan (P11250)**

[OPT10] - Checkmate Descemet; **Chief & Presenting author : Shalaka Waghamare (S24445)**

[OPT12] - Reticular PCO- A rare type of Primary Posterior Capsular Opacification; **Chief & Presenting author : Sarvesswaran (P21493)**

[OPT14] - When in doubt , do gonioscopy; **Chief & Presenting author : Anuja Janakiraman (J13161)**

[OPT16] - Bent Ab interno Needle Goniotomy (BANG) - Inexpensive & effective MIGS for early-moderate glaucoma; **Chief & Presenting author : Manik Sardana (S26334)**

[OPT17] - Skew Deviation; **Chief & Presenting author : Prasanna Venkatesh Ramesh (R19173)**

[OPT19] - Spinning Graft; **Chief & Presenting author : John Sarkar (S15573)**

[OPT20] - Minimally invasive IOL repositioning; **Chief & Presenting author : Zain Khatib (K17738)**

[OPT21] - When history solves the mystery; **Chief & Presenting author : Vaibhav Sethi (S15177)**

[OPT22] - Optic pit maculopathy and Anti-VEGF : A novel practice; **Chief & Presenting author : Jasneet Kaur (J28472)**

[OPT27] - Trabecular bypass micro stent (I stent inject) implanted at wrong position: How to manage?; **Chief & Presenting author : Sushma Tejwani (T07254)**

[OPT31] - Don't blame the Bill's Bar for every time you hear Acoustic neuroma and Facial nerve palsy; **Chief & Presenting author : Aahan Shah (S26790)**

[OPT32] - Bruns Nystagmus: Vital Clue in diagnosing Cerebellopontine Angle Tumors; **Chief & Presenting author : Najva Sherin P (N28211)**

[OPT35] - Cortical Cleaving Hydrodissection: The Saviour; **Chief & Presenting author : Jayashree Baruah (B11558)**

[OPT39] - Caution in planning management of traumatic cataract; **Chief & Presenting author : Satyajit Sinha (S06634)**

[OPT42] - Detecting ocular clues in early Wilson's disease: A clinical challenge; **Chief & Presenting author : Disha Goyal (D25850)**

[OPT45] - Dots that donot connect !; **Chief & Presenting author : Devi Priya V. (D11811)**

[OPT47] - Beyond the Usual Suspects: An Atypical Cause of Scleral Nodule; **Chief & Presenting author : Sara Rizvi (S23067)**

[OPT48] - Angle structures-acapella; **Chief & Presenting author : Aishwarya Rajendra Kadam (A26996)**

[OPT51] - Hardest test of Patience; **Chief & Presenting author : Sudipta Mitra (M09141)**

[OPT53] - Bleb needling: puncturing to inflate; **Chief & Presenting author : Anoop Singh (A21792)**

[OPT55] - Double Trouble - An Encounter with Bilateral Endophthalmitis; **Chief & Presenting author : Kshitij Raizada (R21801)**

[OPT59] - Management of sclerotic nucleus with weak zonules; **Chief & Presenting author : Saura Kamal Dutta (D22597)**

[OPT60] - When in dilemma look at macula"- One point to plan Surgery in Duane retraction syndromeupshoot; **Chief & Presenting author : Isha Gupta (I20770)**

[OPT61] - The Art of ILM Peeling; **Chief & Presenting author : Athul S Puthalath (P21667)**

DAY 02 - FRIDAY





Managing Presbyopia with SMART Technology

Chairperson : Mohan Rajan
Co-Chairperson: R. C. Paul

Date :15-03-2024
Time : 16:00-17:15
Hall : HALL 4 (Level 0)

1. Evolution of Presbyopia correcting IOL designs and range of vision(10 mins) : **Kamal Kapur**
2. Selecting the right Presbyopia correcting IOL for patients(10 mins) : **Nitin Dedhia**
3. Case Studies on the range of Presbyopia Correcting IOLs (10 mins) : **Lional Raj**
4. Surgeon experience with the Extended Range of Vision IOL (10 mins) : **Sreelakshmi Nimmagadda**

Q & A: (20 mins)

DAY 02 - FRIDAY



Teachers of Tomorrow Prelims - Day 2

Co-ordinators : Krishna Prasad R, Gopal Pillai,

Prafulla Maharana, Anu Malik

Judge : Hardeep Singh

Date :15-03-2024
Time : 13:45-15:45
Hall : AIOC Theatre 1
Trade Area Level 1

[TOT29] - TEAM ARJUNA

Mentor: Anu Malik (M12959),
Mentee: Ashi Gupta, Aruja Gangwani, Ashi Gupta

[TOT30] - SUSRUT'S WIZARDS "THE BEST IN THE EAST"; **Mentor:** John Sarkar (S15573),
Mentee: Nalin Sah, Ketki Bhujang, NalinSah

[TOT31] - RETINA RANGERS
Mentor: Debmalya Das (D13336), Mentee:
Urvashi Kala, Ruchira Chowdhury, Urvashi Kala

[TOT32] - GOD'S OWN WARRIORS...
Chief & Mentor: Natasha Radhakrishnan (R14418), Natasha Radhakrishnan

[TOT33] - UCMS MAVERICKS
Mentor: Ankur Singh (S22734), Mentee:
Aarushi Saini, Prince Abu Aamir, Aarushi Saini

[TOT34] - VISIONEERS AIIMS RAIPUR
Mentor: Ankur K Shrivastava (S13291),
Mentee: Tilottama Kar, Kiu Mondal,
Tilottama Kar

[TOT35] - TEAM OLYMPUS
Mentor: Saurabh Verma (V18928), Mentee:
Adwitiya Biswas, Siddhartha Rao B.S., Adwitiya Biswas

[TOT36] - EyeXL
Mentor: Hrishikesh Naik (N27971), Mentee:
Rishikesh Deshpande,

[TOT37] - TEAM EYENERDS
Mentor: Hemalatha B.C. (H09468),
Mentee: Soubhagya S B Patil, Jeena V J, Soubhagya S B Patil

[TOT38] - YOKE MUSCLES
Mentor: Puja Maitra (P19231),
Mentee: R Niyanthri, Rohan Arora,
R Niyanthri

[TOT39] - VISIONÄR

Mentor: Shubashree Karat (K13820), Mentee:
Rishabh Narula, Reshma Kuruthukulangara
Romanas, Rishabh Narula

[TOT40] - OPTIMINDS
Mentor: Himadri Choudhury (C12704),
Mentee: Menaka Devi Kharibam, Shaik
Mohammed Arif Mansoor, Menaka Devi
Kharibam

[TOT41] - RIO RIMS
Mentor: Rahul Prasad (P09307),
Mentee: Jennifer Gagrai, Varsha Bhagat, Jenni-
fer Gagrai

[TOT42] - AMEYA
Mentor: Tony Alex Koshy (K26341), Mentee: P
Mounika, Shreya, P Mounika

[TOT43] - SITAPUR THROBS
[TOT44] - NN UVEA WARRIORS
Chief & Mentor: Padmamalini Mahendradas
(M10328), Radhika Sriram, Padmamalini
Mahendradas

[TOT45] - Government Medical College,
Surat **Mentor:** Dr. Shivani Jariwala (J13573),
Mentee: Pooja Sajjan, Akanksha Rangari, Dr.
Pooja Sajjan

[TOT46] - IGIMS, Patna
Mentor: Anita Ambasta (A08530), Mentee:
Priti Sinha, Akanksha Sinha, Priti Sinha

[TOT47] - GMC, Bettiah
Mentor: Sudhir Kumar (S06757),
Mentee: Monika Yadav, Namrata Upadhyay,
Monika Yadav

[TOT48] - AIIMS, Patna
Mentor: Amit Kumar (A18914), Mentee: Ravi
Kumar, Kopal Shrivastav, Ravi Kumar

DAY 02 - FRIDAY





When The Going Gets Tough - The Tough Get Going

Harshul Tak

Date : 15-03-2024
Time : 16:00-17:15
Hall : HALL 5 (Level 0)

In this video symposium the presenter will show and discuss a tough case of cataract surgery. The Judges seeing the case for the first time will pause the case in between at crucial steps and discuss what could have been done differently at that particular step and the final outcome will be shown by the presenter. This will bring out many key teaching points for the audience and different ways of managing a challenging case.

The Toughest Guy and Toughest Girl will be Awarded at the end of the Session by Judges

Chairman : Harshul Tak
Chief Judges: Boris Malyugin

Judges:
Gaurav Luthara
Jagat Ram
Rohit Om Prakash
Naren Shetty
Arup Bhaumik
Kumar doctor
Mohan Rajan
Rajesh Sinha
Saurabh Patwardhan

Each presentation and discussion – 7 min

DAY 02 - FRIDAY





Mission Possible: Phacoemulsification, Femto- Laser & Zepto Assisted Phaco In Challenging Cases

Date :15-03-2024

Time : 16:00-17:15

Hall : HALL 8 (Glass Room 1) (Level 0)

Suresh K. Pandey

This video-based course will highlight phacoemulsification and femto-laser and zepto-assisted phaco in complex cataracts. Surgical techniques will be presented for managing soft to rock-hard cataracts, white, traumatic, subluxated cataract, pediatric cataract, pseudoexfoliation syndrome, zonular dehiscence, small pupil, floppy iris, posterior polar cataract, phaco in corneal opacities, and glued IOL/suture-less secondary IOL fixation. Management of difficult cases of cataracts by Femto-laser and zepto-assisted phacoemulsification will be discussed. Attendees will become familiar with technical nuances in handling complex phaco surgery as well as learn how to manage challenging situations like small pupil, pediatric cataract, floppy iris, ultra-dense cataract, traumatic cataract with torn, fibrotic capsule, pseudo-exfoliation syndrome with weak zonules, posterior polar cataract, suture-less secondary IOL fixation, etc.

- | | | |
|------------------------------------------------------------------------------------------|---|-------------------------|
| 1. Pearls for Phacoemulsification in Small Pupil and Floppy Iris Syndrome (min 10) | : | Suresh K. Pandey |
| 2. Surgical Pearls for Managing Complex Pediatric Cataract Cases (min 10) | : | Jagat Ram |
| 3. Managing Challenging Cataract Cases using Femto-Laser assisted Phaco Surgery (min 10) | : | Partha Biswas |
| 4. Pearls for Phacoemulsification in Subluxated Cataract and Glued IOL Fixation (min 10) | : | Soosan Jacob |
| 5. Pearls for Phacoemulsification in Black and White Cataract Cases (min 10) | : | Harshul Tak |

DAY 02 - FRIDAY





IC54 - Cataract in previously operated eyes: Handle with care

Subhash Prasad - Patna

Date :15-03-2024
Time : 16:00-17:15
Hall : Glass Room 2 (Level 0)

DAY 02 - FRIDAY

Cataract in eyes with repaired open globe injuries and eyes post glaucoma, vitreoretinal, keratoplasty, refractive surgeries and after intravitreal injections have different patterns of onset, progression, complications and outcomes. Cataract surgery in these eyes are always challenging because of more risk of complications in these previously operated sick eyes. They require meticulous evaluation and planning, proper biometry & IOL power calculation, particularly in repaired, keratoplasty, lasik/rk and silicone oil filled eyes. It requires gentle as well as safe approach in post trab, keratoplasty, post vr and post injection cataract to avoid injury to endothelium and bleb, posterior capsule rent, nucleus op etc. Post operative care also demands bit different approach because of chances of refractive surprise, graft failure, bleb scarring, retinal detachment in some of these cases. This course will highlight how to overcome these challenges to get best possible outcome.

1. Cataract surgery in repaired open globe injury (10 mins) : **Rajan Anand**
2. Cataract surgery in post Lasik and RK eyes (10 mins) : **Sujeet Kumar Mishra**
3. Cataract surgery in post keratoplasty (10 mins) : **Elankumaran Pasupathi**
4. Cataract surgery in post Trabeculectomy eye (10 mins) : **Bibhuti Prassan Sinha**
5. Cataract surgery in post intravitreal injection cataract (10 mins) : **Amit Raj**
6. Cataract surgery in operated VR eyes (10 mins) : **Subhash Prasad**

Panel Discussion : (15 mins)





IC199 - Navigating through complex orbital & lacrimal procedures with aid of GPS-based navigation technology

Kasturi Bhattacharjee - Guwahati

Date :15-03-2024

Time : 16:00-17:15

Hall : HALL 3A Under Ramp (Level 0)

By providing live trajectory guided intraoperative navigation, GPS technology allows for the execution of precise orbital and lacrimal surgery, maximising results and minimising complications. It prevents harm to important structures, particularly at the complex orbital apex, and aids in the identification of bone and vascular markers. The course aims to educate those involved on the use of GPS technology for real-time navigation guided surgical procedures. This will be achieved through case studies and video demonstrations that highlight the significance of precise location, real-time surgical monitoring, and customised reconstruction in enhancing safety during intricate orbital, apical, and lacrimal procedures. The presenters in this course will cover endoscopic lacrimal surgery, complex orbital trauma and tumour surgery, and the use of GPS technology in these procedures.

1. Using GPS to reach the destination and its indications in Ophthalmic Plastic Surgery (6 mins) : **Deepak Soni**
2. Permutations and combinations in pre-operative surgical planning under Navigation guidance (8 mins) : **Vatsalya Venkatraman**
3. Using GPS system technology to navigate in complex Orbital and Optic Canal Trauma Surgery (10 mins) : **Kasturi Bhattacharjee**
4. Using GPS system technology to navigate in Apical Orbital Tumors (8 mins) : **Aditi Mehta Grewal**
5. Using GPS system in Orbital and Skull base tumors (10 mins) : **Raghuraj Hegde**
6. Using GPS system technology to navigate in Orbital Foreign body Extraction (8 mins) : **Obaidur Rehman**
7. Using GPS system technology to navigate in Endoscopic and Lacrimal surgery (10 mins) : **Mohd. Javed Ali**

Panel Discussion : (15 mins)

DAY 02 - FRIDAY





WEALTHCON way to financial freedom-Save Tax, Select Insurance, Mutual Funds, Stocks and Paper Gold

Nikhil Pal

Date :15-03-2024

Time : 16:00-17:15

Hall : HALL 4A Under Ramp (Level 0)

As part of career guidance, Financial planning of life is one badly ignored aspect of young ophthalmologists with no discussion in undergraduate or past-graduate curriculum. Other common reasons are lack of time, knowledge and inclination to learn in practice due to fear factor. At the end of the course, all young and senior ophthalmologists will be able to select good quality stocks, Exchange Traded Funds, Direct Mutual funds, proper Term and Health insurance, avoid bad loans, take only good loans, trade in Paper Gold including SGB and know how to save tax legally. This will teach the importance of financial education to become self-reliant and give knowledge of the avenues of investment and wealth creation. The Wealth conway aims to empower the medical fraternity to take control of the financial planning in their own hand rather than relying on agents and financial advisors. This way of Asset diversification will go a long way in making oneself "Atmanirbhar" and set retirement goals.

DAY 02 - FRIDAY

1. Basics of Financial Planning: GRED(Gold/Real Estate/Equity/Debt) Portfolio diversification. (min 10) : **Nikhil Pal**
2. How to select proper Insurance for Young Ophthalmologists: Term and Health (min 10) : **Rohit Agarwal**
3. Good loans and Bad Loans for Young Ophthalmologists (min 10) : **Aswini Kumar Behera**
4. Basics of Taxation: How to save Tax legally. (min 10) : **Raju S.**
5. How to select good quality Direct Mutual Funds and do SIP and DIP buying. (min 10) : **Aswini Kumar Behera**
6. How to select good quality Stocks using MPTDS criterion, Exchange Traded Funds and do SIP/DIPbuying (min 10) : **Raju S.**



Medico Legal Symposium

Chairpersons : Deshpande Anant Awdhuttrao
Co-Chairperson : Quresh B. Maskati
Convenor : Manoj Chandra Mathur
Moderator : Nirmal Fredrick T.

Date : 15-03-2024
Time : 16:00-17:15
Hall : HALL 5A Under Ramp (Level 0)

1. Medico Legal problems in front of Ophthalmic Practitioner : **Neha Deshpande**
2. Handling Medico Legal Problems : **Deshpande Anant Awdhuttrao**
3. Table Death in Ophthalmic Practice : **Quresh B. Maskati**
4. Way out to cashless capping in Ophthalmic Practice : **Nirmal Fredrick T.**
5. Impact of NMC Regulations kept in abeyance if implemented again : **Manoj Chandra Mathur**
6. Medico Legal Aspects of Teleophthalmology : **Aarti Heda**

DAY 02 - FRIDAY





82nd Annual Conference of All India Ophthalmological Society, 2024



Microvision Quiz

Quiz Masters : Krishna Prasad R, Himanshu Mehta

Date :15-03-2024

Time : 16:15-17:30

Hall : HALL 7 (Main Aud.) (Level 1)

DAY 02 - FRIDAY





IC354 - Managing Post-operative Cluster Endophthalmitis – Vision 2020 Guidelines decoded

Kaushik Murali - Bangalore

Date :15-03-2024
Time : 16:00-17:15
Hall : HALL 2A (Level 2)

Virtually every surgeon today follows a standard of care that involves antiseptics and antibiotics. However Cluster Endophthalmitis outbreak in the post operative period is a nightmare for all of us involved in community eye care. Given the high patient awareness and low threshold for tolerance, there is increasing number of medico-legal cases, lawsuits against eye hospitals and doctors. The IC based on the recent Vision 2020 India guidelines would help Eye care practitioners and clinicians understand regarding the risk factors, infection control measures and preventive strategies to mitigate the occurrence of cluster endophthalmitis.

1. Definition & Identification of a postoperative cluster outbreak (8 mins) : **Harpreet Kaur Kapoor**
2. Ophthalmic Management of cluster endophthalmitis (10 mins) : **P. Mahesh Shanmugama**
3. Communication with patients & relatives SPIKES protocol and more (8 mins) : **Padma Paul**
4. Investigation into the cause of the cluster (10 mins) : **Uday Ranchhoddas Gajiwala**
5. Reputation Management at the time of a crisis (8 mins) : **Kaushik Murali**
6. Legal Considerations for the ophthalmologist (10 mins) : **G. Mahesh**

Panel Discussion : (20 mins)

DAY 02 - FRIDAY





IC50 - "Kya Karen ya Kya na Karen" Dilemmas for general Ophthalmologists in Cataract Surgery

Sanjay Kumar Mishra - Delhi

Date :15-03-2024
Time : 16:25-17:40
Hall : HALL 2B (Level 2)

This comprehensive instruction course combines expertise of experienced ophthalmic surgeons who will be discussing myriad aspects of cataract surgery with emphasis at decision making at various stages where instant decision can alter the outcome of the procedure. Instruction course covers use of hooks and rings, how to select various types of intraocular lenses including toric, multifocal, trifocal or extended focal depth etc, pupil management including various techniques of pupilloplasty, management of subluxated lenses, aphakia management and selection of chopper and various chopping techniques for nucleus management. The course will aim at sorting all the queries by active participation of panelists and audience.

DAY 02 - FRIDAY

1. Introduction (5 mins) : **Sanjay Kumar Mishra**
2. Superior or temporal Incision in cataract surgery: A case based approach (10 mins) : **Vinod Kumar Baranwal**
3. Small pupil management- To use Iris/Capsular hooks or Rings (10 mins) : **Sandeep Gupta**
4. Cystitome or Forceps in capsulorhexis. Which is better? (10 mins) : **Vijay Kumar Sharma**
5. Sinsky hook or Chopper in nuclear management: Where to use what? (10 mins) : **Gaurav Kapoor**
6. Bag fixation vs Lensectomy in subluxated cataractous lens : A flow chart (10 mins) : **Sanjay Kumar Dhar**
7. Monofocal vs Multifocal IOL: Pros and cons and Conclusion (10 mins) : **Sanjay Kumar Mishra**

Panel Discussion : (10 mins)



IC92 - Challenging the challenge! Subluxated IOLs and Bag Complexes, What's next?

Kumar Doctor - Mumbai

Date : 15-03-2024

Time : 16:00-17:15

Hall : HALL 1 (Main Aud.) (Level 4)

This video course will highlight managing subluxated IOLs and bag complexes. Such scenarios are handled by different speakers where different types of IOLs are explanted, flipped, re-implanted, glued or clawed. Ex-planting subluxated multifocal IOLs and refitting multifocal IOLs to ensure centration will also be discussed. This course will help in treating such complex cases with ease. This course will help learners to be able to improve the management of surgical complications discussed in this video.

- | | | |
|---------------------------------------------|---|--------------------------|
| 1. Subluxated IOLs and Bags (10 mins) | : | Kumar Doctor |
| 2. Dislocated IOLs (10 mins) | : | Gaurav Luthra |
| 3. Subluxated IOLs (10 mins) | : | Om Parkash Rohit |
| 4. Subluxated and dislocated IOLs (10 mins) | : | Namrata Sharma |
| 5. Subluxated bag complexes (10 mins) | : | Sri Ganesh |
| 6. Dislocated IOLs : management (10 mins) | : | Chitra Ramamurthy |
| 7. Subluxated IOLs handled my way (10 mins) | : | Amar Agarwal |

Panel Discussion : (5 mins)

DAY 02 - FRIDAY





IC363 - Breaking the Deadliest of all Formation of Complex Cataract with Innovative Surgical Techniques

Rajendra Prasad - New Delhi

Date :15-03-2024
Time : 16:00-17:15
Hall : HALL 1A (Level 4)

DAY 02 - FRIDAY

This video based course will demonstrate stepwise innovative surgical techniques to manage the deadliest surgical situations in difficult and complex cataract cases. The choice of phaco settings, variation of fluidics, phaco tips, new chopping methods will be vividly shown and discussed. The use of capsule staining techniques, sewing needle microcapsulotomy, capsular bag stabilization devices and pupil expanding devices will be demonstrated. Videos will highlight how to prevent and manage more commonly encountered complications such as the runaway or incomplete capsulorhexis, fragmenting the rock-hard nucleus, managing associated zonular weakness and PC disruption in posterior polar cataract.

1. Morgagnian White and Intumescent Cataract: Technique to manage Argentinian Flag Sign, (10 mins) : **Amit Porwal**
2. Terminal Chop: New Technique to manage rock hard cataract (10 mins) : **Arvind Kumar Morya**
3. Small Pupil With Hard Cataract: Managing with New Pupil Expanding Devices (10 mins) : **Vinod Kumar Arora**
4. T Soft: New technique to manage sticky, soft and glued cataract (10 mins) : **Rajendra Prasad**
5. Posterior Polar Cataract: New Technique to Prevent Posterior Capsular Disruption (10 mins) : **Satanshu Mathur**
6. New Suture Ring Fixation: Technique to manage subluxated cataract (10 mins) : **Sudhank Bharti**

Panel Discussion : (15 mins)





IC250 - Lid contouring and reshaping for general ophthalmologists

Ruchi Goel - New Delhi

Date :15-03-2024
Time : 16:00-17:15
Hall : HALL 1B (Level 4)

Lid abnormalities are commonly encountered in daily practice and may present as epiphora, foreign body sensation, visual impairment or cosmetic disfigurement. Most of these conditions warrant a timely and appropriate intervention prior to surgery. A thorough understanding of anatomy and pathophysiology forms the backbone of correction procedures. This video-assisted course will focus on critical work up and surgical management of entropion, ectropion, trichiasis, distichiasis, ptosis, lid retraction, lid tears and lid coloboma.

- | | | |
|--------------------------------------------------|---|--------------------|
| 1. Surgical anatomy of eyelids and brow (5 mins) | : | Shalin Shah |
| 2. Involutional entropion and ectropion (8 mins) | : | Ruchi Goel |
| 3. Upper lid retraction (10 mins) | : | Ashok Kumar Grover |
| 4. Distichiasis and trichiasis (10 mins) | : | Shaloo Bageja |
| 5. Upper lid entropion (8 mins) | : | Tanvi Gaonker |
| 6. Brow ptosis and blepharoplasty (8 mins) | : | Shalin Shah |
| 7. Lid laceration and coloboma repair (8 mins) | : | Tanvi Gaonker |
| 8. Congenital ptosis approaches (8 mins) | : | Ruchi Goel |

Panel Discussion : (10 mins)

DAY 02 - FRIDAY





AIOC Theatre - E-Poster (Diabetic Retinopathy & Medical Retina / Vitreo Retinal Diseases / Uvea)

Chairpersons : Shishir Verghese, Jayant Kumar

Date : 15-03-2024
Time : 12:15-13:20
Hall : AIOC Theatre 2

DAY 02 - FRIDAY

[FP205] - Fulminant Post Intra-Vitreous Anti-VEGF Endophthalmitis Presenting as Frosted Branch Angitis; **Chief & Presenting author : Abhishek Kumar Tripathi (T22050)**, Suganeswari Ganesan

[FP670] - Not to miss Neovascularization - Hoping to reduce acts of Omission; **Chief & Presenting author : Venya Sharma (V28198)**, Shubhangi Mahesh, Syed Faraaz Hussain

[FP904] - Rare case of optic disc pit coeval with choroidal coloboma; **Chief & Presenting author : Sanjana Perigela (S27757)**, Prudhvi Venkateswarlu

[FP927] - Hypermetropia masquerading myopic fundus; **Chief & Presenting author : Priyansh Agarwal (A27712)**, Mahfooz Alam

[FP1022] - Correlative study between macular thickness and visual acuity in patients with diabetic retinopathy; **Chief & Presenting author : Dr. Kalpesh Patil (P28073)**, Sonali Shevgan, Pradnya Vitthal Gawai

[FP1299] - A Case Report on Retinal Capillary Hemangioma; **Chief & Presenting author : Preeti Karn (P27344)**, Asim Kumar Ghosh

[FP1411] - Rupture of retinal artery macroaneurysm following thrombolysis leading to intraocular haemorrhage; **Chief & Presenting author : B. Vaduvakrishnan (V28146)**, Aalathi Rajan, Janie Salor

[FP1595] - Macular edema and response to anti-VEGF in diabetic retinopathy/retinal vein occlusion with OSAS; **Chief & Presenting author : Lagnajeeta Banerjee (L26248)**, Samendra Karkhur, Priti Singh, Bhavana Sharma

[FP1597] - Enhancing Vision Restoration: Laser-Assisted Scleral Fixated Intraocular Lens

Implantation; **Chief & Presenting author : Shaik Mohammed Arif Mansoor (M27769)**, Choudhury Hirendra Kumar, Haimanti Choudhury, Himadri Choudhury

[FP1775] - Enhanced S-cone syndrome (ESCS) - "Too Much of S Cones are not good for eyes"; **Chief & Presenting author : Chitra N (C28216)**, Rohini Krishnan, Sivakalai Ramakrishnan, K. Rajasekar

[FP1800] - "Through the Looking Glass" - Moya Moya and it's Ophthalmic Odyssey; **Chief & Presenting author : Janani S S (S28338)**, Padmapriya Ramdas, M. Hemanandini

[FP1858] - Case Report Of Retinitis And Vasculitis With Coat's Like Reaction - A Diagnostic Dilemma; **Chief & Presenting author : Sunanda Kumari (S27037)**, Priyavrat Bhatia, Somya Dulani

[FP1941] - Hermansky-Pudlak syndrome-Fundus - A Pandora's Box; **Chief & Presenting author : Abisha Sharan Magdelene (A28250)**

[FP1959] - Role of OCT biomarkers and systemic inflammatory index in Type 2 diabetes; **Presenting author : Poojitha S (P27501)**, Chief author : Soumya H.V., Pratheek Prabhu, Darshan S M, Amrutha Aravindakshan

[FP1966] - An interesting case of subacute dimness of vision, with not so usual suspect.; **Chief & Presenting author : Sarbaraj Nag (N27509)**

[FP2193] - Vogt-Koyanagi-Harada disease recurred after 10 days of initial pulse steroid therapy. **Chief & Presenting author : Harshit Bansal (B27855)**, Sakshi Lochab, Ankur Sharma, Manisha Nada

[FP2215] - The Giant Retinal Tear - The Road not taken; **Chief & Presenting author : Nivetha Vijayaraj (N28358)**

Each talk is 3 mins





Ophthalmic Epidemiology and Prevention of Blindness- Meeting Global Eye Health Needs

Chairman : Prof. Dr.S.Natarajan

Co Chairman: Prof. Dr.Namrata Sharma

Speakers: 10 min each

1. Prof.Dr.S.Natarajan
2. Dr.Boris Malyugin
3. Dr.G.N.Rao
4. Dr.R.D.Ravindran
5. Dr.Santosh Honnovar
6. Dr.Pravin Vashist

Panel Discussion : 15 minutes.

Date :15-03-2024
Time : 17:15-18:30
Hall : HALL 5 (Level 0)

DAY 02 - FRIDAY

International Council of Ophthalmology Ophthalmic Epidemiology And Prevention Of Blindness : Meeting Global Eye Health Needs

Chairman : PS.Natarajan

Co Chairman: Namrata Sharma

Speakers: 10 min each

1. Ophthalmic Epidemiology And Prevention Of Blindness-
Meeting Global Eye Health Needs : **S.Natarajan**
2. Boris Malyugin
3. G.N.Rao
4. R.D.Ravindran
5. Santosh Honavar
6. Trachoma elimination initiatives in India : **Praveen Vashist**

Panel Discussion : 15 minutes.

Date :15-03-2024
Time : 05:15-6:30
Hall : HALL 5 (Level 0)





Retinnova

Rupak Kanti Biswas

Date :15-03-2024
Time : 05:15-6:30
Hall : HALL 4 (Level 0)

Opinion Leaders..

Mahesh P Shanmugam, Pramod Bhende , Kim R, Lalit Verma

Innovators...

Himadri Chowdhury, Aditya Kelkar, Sunil G, Manavi sindal, Sangeet Mittal, Unni Krishnan Nair, Debdulal Chakraborty, Ramandeep Singh, Rajiv Jain

3 min innovative video / case presentation

Then 5 min discussion

DAY 02 - FRIDAY

IC106 - Target Emmetropia : Refractive Cataract Surgery

Sri Ganesh - Bangalore

Date :15-03-2024
Time : 17:15-18:30
Hall : HALL 5 (Level 0)

Cataract surgery today has become a refractive procedure with patients expecting emmetropia and freedom from glasses. The success of cataract surgery is measured by its refractive outcome which is one of the main indicators for patient's satisfaction. This course which has very experienced instructors will touch upon all the available biometry devices, newer generation formulae, role of intra-operative aberrometry, accuracy for toric IOL implantation and special situations like post refractive cataract surgery. Management of refractive surprises after cataract surgery will also be covered. This course will help both the beginning cataract surgeon and the advanced specialist to obtain better results after cataract surgery.

1. Overview of Biometry devices (10 mins) : **Shreyas Ramamurthy**
2. IOL Formulae – which & When? (10 mins) : **Gaurav Luthra**
3. Intraop Aberrometry - Pros & Cons (10 mins) : **Jagat Ram**
4. Mastering Toric IOL implantation (10 mins) : **Sri Ganesh**
5. Post refractive surgery IOL power calculation (10 mins) : **Sheetal Brar**
6. Managing post operative refractive surprises (10 mins) : **Supriya Sriganesh**



American Society of Ophthalmic Plastic and Reconstructive Surgery

Advances in orbital disease and surgery

Date :15-03-2024
Time : 17:15-18:30
Hall : Glass Room 1 (Level 0)

Chairperson : Kyle Godfrey

Moderator : Debraj Shome

1. Transorbital Skull Base Surgery : **Kyle Godfrey**
2. Endoscope-Assisted Lateral Wall Decompression : **Kyle Godfrey**
3. A Novel Algorithm for Orbital Fracture Triage : **Chau Pham**
4. The lowa Teprotumumab Experience : **Chau Pham**
5. New Frontiers in Thyroid Eye Disease : **Harsha Reddy**
6. A new interactive e-learning curriculum for oculoplastic surgery in under-resourced areas globally : **Harsha Reddy**
7. Plasma rich plasminogen (PRP) in dry Eye : **Essam El Toukhy**
8. Thyroid Eye disease – Combined surgical approach : **Francesco Quaranta Leoni**
9. Lacrimal Microendoscopy – Recent advances : **Gangadhara Sundar**
10. Subperiosteal Implant for Periocular Superior Sulcus Deformity : **Ruchi Goel**

DAY 02 - FRIDAY





Bangladesh Ophthalmic Society

Chairperson : Ava Hossain

Co-Chairperson : Enayet Hussain, Sharfuddin Ahmed,

Panelist : Dipak Kumar Nag, Shawkat Ara Shakoor,
Md. Showkat Kabir, Nuzhat Chowdhury, Tariq Reza Ali

Moderator: Md Mominul Islam

Date :15-03-2024

Time : 17:15-18:30

Hall : Glass Room 2
(Level 0)

DAY 02 - FRIDAY

1. Tips and Tricks of Strabismus Management : **Mohammad Mostafa Hossain**
2. Cataract Surgery in Vitrectomised Eyes : **Pankaj Kumar Roy**
3. Advancements in the repair of eyelid defect : **Narayan Chandra Bhowmik**
4. Panuveitis : **Md Mominul Islam**
5. Management of Neovascular Glaucoma : **Shams Mohammed Noman**
6. Surgical Management of subretinal Haemorrhage with Tissue plasminogen activator-Diving deep and beyond : **Shah-Noor Hassan**
7. Current Trends in Glaucoma surgery practice in Bangladesh : **Bipul Kumer De Sarker**
8. Surgical Challenges of Aggressive Retinopathy of Prematurity : **Dipak Kumar Nag**



Setting up of an ROP clinic: Need of the day

Subina Narang

Date :15-03-2024

Time : 17:15-18:30

Hall : HALL 3A Under Ramp (Level 0)

Retinopathy of prematurity (ROP) is a leading cause of vision impairment and blindness worldwide in prematurely born babies. In view of the highest medicolegal risks in screening and treatment of ROP, limited number of ophthalmologists practise ROP. The purpose of the present instruction course is to discuss the common hurdles encountered in ROP practice and how to overcome them. The instruction course will be interactive. This would be inspirational for the fellows to pursue ROP training and will be beneficial for those in ROP practice.

1. Pre-requisites to set up a ROP practice and one common language for ROP (12 mins) : **Subina Narang**
2. Treatment of ROP: The real-life situations (10 mins) : **Ajay Kapoor**
3. When to inject and when not to inject anti-VEGF in ROP (10 mins) : **Parveen Sen**
4. Key points in ROP stage 4 surgery (10 mins) : **Parijat Chandra**
5. Medicolegal aspect of ROP (10 mins) : **Anil Gangwe**
6. ROP a passion (08 mins) : **Subina Narang**

DAY 02 - FRIDAY





FOTI Session

Theme: The Proposed Modalities in Ophthalmology Teaching & Training in India

Date :15-03-2024

Time : 17:15-18:30

Hall : HALL 4A Under Ramp (Level 0)

Convenor (3 minutes): Prafulla Maharana

Introduction: (5 minutes): S L Adile

Chairpersons: H K Chowdhury, K P S Malik, D J Pandey, Bibhuti Sinha, T P Lahane, Subhra Sarkar, S P Singh, Gursatinder Singh, Praveen Vasisht

Moderators: Pinaki Sengupta, Sharmishtha Behera, Rajkumari Vidyarani

Lead Talk 1 (6 minutes)

Why I prefer to undertake full time teachership in a teaching institute: **G S Das**

Discussion (5 minutes): Introspection of self as a good Post graduate teacher: **Sanjeev Mittal**

Discussion (5 minutes): The various ways to prepare a Teacher in Ophthalmology: **Sarita Agarwal**

Lead Talk 2 (6 minutes)

Surgical Skill Transfer Course (SSTC)- Need of the hour : **Karamjit Singh**

Discussion(5 minutes): **S S Pandav**

Discussion (5 minutes): **R C Gupta**

Lead Talk 3 (6 minutes)

Requisites of an Ideal Resource Centre of Ophthalmology: **Swapan K Samanta**

Discussion (5 minutes): importance of case discussion after OPD for all the admissions on that particular day: **Sharmishtha Behera**

Discussion (5 minutes): Importance of Bedside Teaching in residency: **Sucheta Parija**

* Concluding Remarks: **B N R Subudhi**

Take Away Message: **Urmil Chawla

***Vote of Thanks: **K Fariduddin**

Keynote Address (8'):
An Ideal Teacher in Ophthalmology in India
J S Titiyal





Trouble shooting the Toric IOL game

Vanashree Nair

Date :15-03-2024

Time :17:15-18:30

Hall : HALL 5A Under Ramp (Level 0)

In today's era, Cataract surgery has become Refractive cataract surgery, where patient's expectations are that of a glasses free vision after surgery. Hence it is important to address the issue of Corneal astigmatism along with cataract surgery. Toric IOLS have been in the market since more than a decade, however we see a lot of hesitancy among novice or even competent surgeons to offer Toric IOLs to their patients. This hesitancy arises out of fear in accuracy of calculations, lower confidence to execute the IOL placement or the IOL stability and lower understanding of various factors affecting the refractive outcomes with use of TORIC IOLS. This Instruction Course aims to IMPROVE the understanding of the use of TORIC IOLS in premium IOL cataract surgeries and help attending surgeons take back important tips to trouble shoot in difficult cases and scenarios.

- | | | |
|-------------------------------------------------------------------------------------------------------------------|---|-----------------------|
| 1. Toric IOLs necessity, biometry nuances, addressing total corneal astigmatism, counselling the patient (min 12) | : | Vanashree Nair |
| 2. Pre-operative planning, axis marking, intra operative tips for surgical execution for toric IOLs (min 15) | : | Rajesh Sinha |
| 3. Toric IOL Refractive surprise, how to manage ahead ? (min 15) | : | Harshul Tak |
| 4. Toric IOLS in special situations, corneal ectasia, post keratoplasty and post refractive surgery (min 15) | : | Tushar Grover |

DAY 02 - FRIDAY





Seven Innovations - That Changed the World of Ophthalmology

Arvind Kumar Morya

Date : 15-03-2024

Time : 17:30-18:30

Hall : HALL 7 (Main Aud.) (Level 1)

DAY 02 - FRIDAY

Innovations in ophthalmology are making life simpler for Ophthalmic - practitioners and surgeons. 3-DModels, Instruments and Accessories to established equipment often begin not only in academic departments but also at private - eye centres. Early-stage development is driven by entrepreneurs in small start-ups who hope to commercialize a product. Developing any new product from innovator to surgeon or patient requires good science, good technology, good management, lots of capital, and persistence. The main driver of innovation is unmet patient need, improvement in patient care and simplifying complicated procedures. Although innovation has always been central to the culture of ophthalmology, the undertaking increasingly requires collaboration with other stakeholders. Several conferences now bring these innovators together and give insights to the young generation and all the Ophthalmologists in a Broadway. Presenting 7 innovations that changed the world of Ophthalmology.

1. Complex Sticky And Glued Soft Cataract Management Pearls (9 mins) : **Rajendra Prasad**
2. A Novel Progressive Polyfocal IOL to Correct All Type of Vision (9 mins)
Morya : **Arvind Kumar**
3. Intraoperative OCT - A Boon In The Complex of Ocular Surgeries (9 mins) : **J. S. Titiyal**
4. OMNIGLO - The Stereo-Coaxial Illumination Device (9 mins)
dia : **Jagdeep M. Kaka-**
5. TRABOCLEAN-Ab Externo Non-Invasive Ultrasonic Cleanser of Trabecular Meshwork (9 mins) : **Ramesh C. Shah**
6. Porbedo Nomogram-Prediction of Probability of Rubella Based on Eye Outcomes (9 mins)
Gupta : **Parul Chawla**
7. OMNIFLO Drainage Device - A Perfect Solution In The Challenging Glaucoma (9 mins) : **Ankush Mahajan**



TIPS

(Tips in Practice)

Chairpersons : Lalit Verma, Rajesh Sinha

Date : 15-03-2024
Time : 17:15 - 18:30
Hall : Hall 2 (Level 2)

Everyone has his own way of diagnosing, treating & managing a patient & he / she achieves success with that. But sometimes small tips observed / learned from others teach you quite a lot & improve your results. The purpose of this session is to share ophthalmic tips from each other & improve results for the benefit of patient.

- | | | |
|---------------------------------------------------------------|---|-----------------------|
| 1. Tips in Management of Corneal Ulcer | : | Rajesh Sinha |
| 2. Tips to recognize PCR | : | Harbansh Lal |
| 3. Tips in doing Anterior Vitrectomy in PCR | : | Avnindra Gupta |
| 4. Tips for Early Diagnosis of Post-operative Endophthalmitis | : | Lalit Verma |

DAY 02 - FRIDAY





Evaluation and Management of Oculoplastic conditions in Pediatric population

Shreya Shah

Date : 15-03-2024
Time : 17:15-18:30
Hall : HALL 2A (Level 2)

DAY 02 - FRIDAY

Pediatric oculoplasty is a specialized field of pediatric ophthalmology that focuses on the diagnosis and treatment of congenital and acquired disorders affecting the eyelids, orbits, and tear ducts in children. This intricate sub-specialty combines surgical and non-surgical techniques to correct a range of conditions, including droopy eyelids (ptosis), blocked tear ducts, eyelid malpositions, and orbital fractures. By providing early intervention and expert care, pediatric oculoplasty aims to improve both the function and appearance of a child's eyes, ensuring optimal vision development and self-esteem. We would like to learn from experts about oculoplastic conditions and management. We would discuss all sub-specialties like the lid, Lacrimal apparatus, orbit, oncology, Congenital malformation, and Ocular trauma by experts.

1. Introduction (min 2) : **Shreya Shah**
2. Congenital NLDO overview (min 8) : **Urmil Chawla**
3. Evaluation and Management of Congenital Malformations in children (min 8) : **Shreya Shah**
4. Eyelid Tumors and management in children (min 8) : **Fairooz Puthiyapurayil Manjandavida**
5. Birds eye view Orbital tumors in children (min 8) : **Akshay Nair**
6. Orbital Implants in Children (min 8) : **Tarjani Dave**
7. Evaluation and management of ptosis in children (min 8) : **Trivedi Nitin Vinaykant**
8. Post-trauma Reconstruction in Children (min 8) : **Lakshmi Mahesh**





Corneal Tattooing - When Science Meets Esthetics

Kunjal Sejpal

Date :15-03-2024
Time : 17:40-18:55
Hall : HALL 2B (Level 2)

Corneal opacity and corneal decompensation in non seeing eyes, is a common cause of cosmetic concern amongst several young and elderly adults. Permanent colouring of disfiguring corneal scars has been known for long. However, in the past few years, several new techniques have been introduced to improve the outcomes. We believe that corneal tattooing has a significant role in improving the cosmesis and self confidence in patients not keen on using prosthetic contact lenses. Corneal tattoo also has a functional role in reducing glare in case of large iris defects. The instruction course aims to discuss the indications, patient selection, techniques and complications of corneal tattooing.

1. Indications and dyes used for corneal tattoo (12 mins) : **Aditi Johri**
2. Lamellar pocket and surface pigmentation techniques (12 mins) : **Kunjal Sejpal**
3. Tattoo using the tattoo gun (12 mins) : **Mona Bhargava**
4. Innovative techniques to improvise outcomes (12 mins) : **Aditya Pradhan**
5. Complications & Management -1 (06 mins) : **Kunjal Sejpal**
6. Complications & Management -2 (06 mins) : **Mona Bhargava**

DAY 02 - FRIDAY





IC556 - The Cataract Multiverse –Through A Super-Specialist Eyes

Nishanth Madhivanan - Chennai

Date :15-03-2024
Time : 17:15-18:30
Hall : HALL 1A (Level 4)

DAY 02 - FRIDAY

Phacoemulsification has been the gold standard for cataract surgery for many years, due to its minimally invasive nature, small incision, faster healing, quicker visual recovery and reduced risk of complications. The difficulty faced with ophthalmologists is when there is an ocular co morbidity existing along with cataract. This instruction course is unique, where cataract is dealt with all other ocular co-morbidity like Glaucoma, compromised corneas, retinal pathologies and post refractive surgeries. This Unique course is designed to help all the ophthalmologists to deal with cataract surgeries with underlying pathologies. We have super-specialists who will be sharing their tips, tricks and ideas how to manage and deal with cataract with other ocular co-morbidities. It will help ophthalmologists to plan before hand and not to expect any intra operative or post operative surprises.

1. Bad ocular surface to great visual comfort (10 mins) : **Aswathy Vijayan**
2. Cataract post refractive surgery- How to get emmetropia (10mins) : **Advaith Sai Alampur**
3. IOP Spike - How to control Before, during and after phacoemulsification (10 mins) : **Nagalekshmi S.V.**
4. Not a clear cornea- Management techniques for phaco (10 mins) : **Nishanth Madhivanan**
5. Traumatic Paediatric cataract - Do's and Dont's (10 mins) : **Shruti Nishanth**
6. Complicated cataract management - Tricks and tips (10 mins) : **Swetha Kumar**
7. Posterior segment pathologies causing cataract - Management techniques (10 mins) : **Madanagopalan V. Govindarajan**

Panel Discussion : (5 mins)





Clinician and Ophthalmic Pathologist interface What can be achieved with Symbiosis?

Date :15-03-2024
Time : 17:15-18:30
Hall : HALL 1B (Level 4)

Synopsis: Clinicopathological correlation can improve our diagnosis, patient care, and understanding of ophthalmic diseases. Herein, we plan to highlight the importance of such correlation with a unique clinicopathological case presentation by an ophthalmologist followed by cyto or histopathological interpretation by an ophthalmic pathologist. Potpourri of Ophthalmic lessons:

- | | | |
|-----------------------------------------------------------------------|---|--------------------------------------|
| 1. A case of conjunctival lesion (10 min) | : | Kasturi Bhattacharjee & Dipankar Das |
| 2. A case of intraocular tumour (10 min) | : | Santosh Honavar & Kaustubh Mulay |
| 3. A case of lid tumour (10 min) | : | Swathi Kaliki & Saumya Jakati |
| 4. A case of conjunctival lesion (10 min) | : | Harsha Nagaraja & Shruti |
| 5. A case of endophthalmitis (10 min) | : | Manisha Agarwal & Arpan Gandhi |
| 6. Cytopathology in uveitis - clinician pathologist interface(10 min) | : | Jyotirmay Biswas |

Panel discussion -10 minutes

Keynote Address (15'):
What's new in ophthalmic pathology
Deepak Paul Edward

DAY 02 - FRIDAY





FREE PAPER

Cataract - IV + Semifinals

Chairperson : Vinod Kumar Arora
Co-Chairperson : Nichlani V.K.
Convenor : Satyajit Sinha
Co-Convenor : Vinod Kumar Baranwal
Moderator : Saravana Bhava Balachandrachari

Date :15-03-2024
Time : 16:30-18:10
Hall : Trade Hall A
Trade Area Level 1

DAY 02 - FRIDAY

[FP596] - Trypan Blue: Which concentration is suitable? **Chief & Presenting author : Rajesh Joshi (J06677)**

[FP836] - Recovery of corneal sensations following Phaco vs Manual small incision cataract surgeries; **Chief & Presenting author : Anu B John (A26255)**, Bharath Kumar, Satheesh Solomon T Selvin

[FP901] - Clinical Parameters Vs Inflammatory Markers?? Best Indicator Of y Eye Disease Post Cataract Surgery; **Chief & Presenting author : Hemanth Ramachandar (R26315)**, Geeta Behera

[FP1024] - Refractive Outcomes In High Myopes Comparing Barret - li , SRK-T and Wang Koch Adjusted SRK- T; **Chief & Presenting author : Aparna Rajagopalan (A21055)**, Kalpana Narandran, Bala Saraswathy

[FP1079] - Aborted Suprachoroidal Hemorrhage presenting as Pseudomelanoma- Don't get Psyched Out!! **Chief & Presenting author : Angeetha Ravi (A27721)**, Sujay Jaju, Parag K. Shah

[FP1523] - Detection of Posterior Capsule Integrity In Posterior Polar Cataract Using Swept Source Oct; **Presenting author : Tania Kuria-kose (T22030)**, Chief author : Madhu Shekhar, Senthil Prasad

[FP1556] - Visual Outcomes following implantation of a EDOF IOL in patients with macular degeneration; **Chief & Presenting author : Shail Vasavada (V13188)**, Asav Patel, Vaishali Vasavada, Vasavada Abhaykumar Raghukant

[FP3122] - Long term outcomes of SFIOL versus retropupillary fixated iris claw IOL implantation; **Chief & Presenting author : Vijayavarsh-cini Dhanasekaran (V28341)**, Narayan Laxman Rajpal, Jebinth Bryan

[FP3139] - S.P.E.C.I.A.L - Sitting PhacoEmulsification of Cataract and Intraocular Lens Implantation; **Chief & Presenting author : Jebinth Bryan (B17187)**, Vijayavarsh-cini Dhanasekaran, Siddharth Narendran, Prithvi Chandrakanth

Each talk is 5 mins



FREE PAPER

Refractive Surgery - II + Semifinals Date :

Chairperson : Ritu Aurora
Co-Chairperson : Mallikarjun M. Heralgi
Convenor : Nitin Balakrishnan
Co-Convenor : Narang Priya
Moderator : Karan Bhatia

Date : 15-03-2024
Time : 16:40-18:00
Hall : Trade Hall B
Trade Area Level 1

[FP1469] - Unpredictable Outcomes Post-Phakic Intraocular Lens Implantation; **Chief & Presenting author** : **Garvita Dabas (G24991)**, Tulika Chauhan, Yuganki Kush, Kanika Bhardwaj

[FP1477] - Investigating the Effects of Varied Lenticular Profiling on Corneal Nerve Regeneration; **Chief & Presenting author** : **Anisha R (A25279)**, Durgalaxmi Modak, Pooja Khamar, Rohit Shetty

[FP1611] - Can epithelial mapping be a surrogate marker to predict refractive surgery outcomes? **Chief & Presenting author** : **Anushree Bhatkal (A22290)**, Pooja Khamar, Rohit Shetty

[FP2053] - 3D Corneal Diameter Profiling and AI-based Sizing for ICL Implants.; **Chief & Presenting author** : **Naren Shetty (S17536)**, Pooja Khamar, Rohit Shetty

[FP2411] - Comparative analysis of White to White measurements from different devices for phakic IOL sizing; **Chief & Presenting author** : **Rohit Kumar Gupta (G25047)**, Surabhi Beniwal, Mukesh J Paryani

[FP2423] - Comparison of efficacy of phakic implantable collamer lens (ICL) implantation : Hydro vs OVD; **Chief & Presenting author** : **Mamta Lakhana Shah (L24059)**, Desai Parimal, Aditya Desai

[FP2898] - Incidence and clinical outcomes following Diffuse lamellar keratitis (DLK) post SMILE.; **Chief & Presenting author** : **Dhatri Karanam (D26275)**, Malvika Krishnan, Sheetal Brar, Sri Ganesh

Each talk is 5 mins

Keynote Address (6'):

AIOS – Shiv Prasad Hardia Award 2023 (Joint Winner)
Algorithmic Approach to Plan Laser-based Corneal Collagen Cross Linking in Progressive Keratoconus
Ritica Mukherji (R22645)

DAY 02 - FRIDAY





AIOC Theatre - Video (Posterior Segment - II)

Chairpersons : Abhishek Kumar Tripathi, Sunanda Kumari

Date : 15-03-2024

Time : 01:20-02:05

Hall : AIOC Theatre 2

DAY 02 - FRIDAY

[VT2] - A Novel technique of Secondary IOL with 30 g needle.; **Chief & Presenting author : Chhaya Bharti (C19801)**

[VT20] - Double trouble - recurrent retinal detachment with pvr & macularhole; **Chief & Presenting author : Shishir Verghese (V15308), Verghese Joseph**

[VT85] - Sometimes pulling doesn't win you the tug of war; **Chief & Presenting author : Jaydeep Walinjar (W12020)**

[VT106] - The IOL odyssey: The Saga of Surgical Redemption; **Chief & Presenting author : Dhairvat Shah (S19586), Rinal Pandit, Deepanshu Agrawal**

[VT121] - Sub-Foveal Cysticercosis - The Curse of the White Pearl !; **Chief & Presenting author : Veer Singh (S18621), Preetam Singh, Arjan Singh**

[VT147] - Incarcerated retina to a crumpled one - Tackling the troubles; **Chief & Presenting author: Jayant Kumar (K17257), Nitesh Kumar Singh, Anjalika Shekhar, Smruti Savale**

[VT302] - Sub-Silicon Oil ERM removal: a newer technique for early postoperative ERM; **Chief & Presenting author : Somak Mazumdar (M12941)**

[VT419] - Stitching Vision Together: CMTFlex Foldable Secondary IOL-A Sewing Machine for Irregular Dialysis Repair; **Chief & Presenting author : Sanskriti Prasad (S28161), Manali Deosthali, Abhijeet Patil, Purva Valvekar**

Each talk is 4 mins





IC328 - Controversies in Neuro-ophthalmology: Point-Counterpoint

Dr. S. Ambika - Chennai

Date : 15-03-2024

Time : 16:30-17:45

Hall : AIOC Theatre 1

The course comprehensively covers the management paradigms of common controversies in Neuroophthalmology . Our understanding of optic neuritis has expanded in the past decade with the discovery of novel biomarkers. The controversy of whether to investigate optic neuritis patients or not routinely will be discussed based on the current management guidelines. Cranial nerve palsies can be benign or a harbinger of an underlying systemic condition. The clinical dispute on whether to image or not will be discussed on a case-based approach. Medically refractive idiopathic intracranial hypertension is a challenging situation and the decision of planning cerebro spinal fluid diversion procedure versus optic nerve sheath fenestration depends on various factors. This would be covered with illustrated examples. The course would conclude with an audience interaction with the speakers and a final take-home message from the panel of experts.

1. Do we need to investigate Optic neuritis routinely ? YES (10mins) : **Durga Priyadarshini**
2. Do we need to investigate optic neuritis routinely ? NO (10mins) : **Mahesh Kumar**
3. MRI for all cranial nerve palsies ? YES (10 mins) : **Rashmin Gandhi**
4. MRI for all cranial nerve palsies? NO (10 mins) : **Navin Jayakumar**
5. Refractory IIH, My choice -ONSF (10 mins) : **S. Ambika**
6. Refractory IIH, My Choice -Shunt (10 mins) : **Sujata Guha**

Panel Discussion : (15 mins)

DAY 02 - FRIDAY





pour femme – Finding the Balance

Round Table Discussion for Career Advice for Young Women Ophthalmologists

Date : 15-03-2024
Time : 09:30-15:30
Hall : YO Pavillion

Moderators: Apoorva Ayachit, Nupur Goel

Panelists (Senior Women Ophthalmologists): Namrata Sharma, M Vanathi, Chitra Ramamurthy, Somasheila I. Murthy, Fairouz PM, Mohita Sharma

DAY 02 - FRIDAY

Fellowship Interview – Role Reversal

Session Mentor: Akshay Nair

Moderators: Aditi Ghosh, Puja Maitra, Ajinkya Deshmukh

Interviewee (Senior YOSI Members): Awaneesh Upadhyay, Aditi Ghosh, Bhavini Jariwala, Shivani Dixit, John Davis Akkara

Interviewers (Junior YOSI Members): Sakshi Mishra , Devika Bhattacharya, Sumit Goyal , Himani Chatterjee, Bristi Majumdar , Alokam Sengupta, Gurleen Kaur, Ketki Bhujang, Kunjal Gala

Koffee with Karan at Café YOSI

Senior Ophthalmologists spilling the beans of success

Host: Karan Bhatia (Secretary, YOSI)

Directors: Deepanshu Agrawal, Amit Pandey

Invited Senior Ophthalmologists: Harbansh Lal, Lalit Verma, Samar Basak, Partha Biswas, Santosh Honavar, Manoj Mathur, Krishna Prasad Kudlu, Chaitra Jayadev, Kasturi Bhattacharjee, Digvijay Singh



Cataract : Basics

Chairmen : Dharmendra Nath, Harsh Vardhan Gupta

Convenor : Rajesh Ganesuni

Co Convenor : Ferdous Akhter Jolly

Moderators : Gopal Arora, Santosh Agrawal

Date : 16-03-2024
Time : 08:30 - 09:45
Hall : Hall 3 (Level 0)

- | | | |
|-------------------------------------------------------------------|---|-----------------------------|
| 1. Capsulorrhexis in different situations | : | Ferdous Akhter Jolly |
| 2. Nucleotomy techniques in Phaco emulsification | : | Rajesh Ganesuni |
| 3. Aligned Chopping in phaco | : | Dharmendra Nath |
| 4. Trics and Tips to manage post uveitic cataracts with Synechiae | : | Manish S Wankhade |
| 5. An innovative way to deal with intumescent cataract. | : | Santosh Agrawal |
| 6. Phaco in small pupil | : | Shon Chinchole |
| 7. Do's & Dont's in premium IOL's | : | Subodh Purohit |

Each talks 8 mins

Cornea Society Symposium

Intraocular Lens Management for the Cornea Specialist

Chairperson: Anthony J. Aldave

Date : 16-03-2024
Time : 08:30 - 09:45
Hall : Hall 4 (Level 0)

- | | | |
|--------------------------------------------------------------------|---|-----------------------|
| 1. IOL selection for surgery in ectatic cornea (10 mins) | : | Prashant Garg |
| 2. Intraocular lens management in DSEK and DMEK surgery (10 mins) | : | Anthony Aldave |
| 3. Triple vs staged procedure: revisiting the debate (10 mins) | : | Vishal Jhanji |
| 4. Presbyopia management in eyes with irregular corneas (10 mins) | : | Jod Mehta |
| 5. Intraocular lens management in PK surgery (10 mins) | : | Sonal Tuli |
| 6. Small aperture intraocular lenses for complex corneas (10 mins) | : | Audrey Rostov |

Panel Discussion : (15 mins)

DAY 03- SATURDAY





IC132 - Friend in Need is a Friend Indeed-Management of Posterior Segment Complications in Cataract surgery

Kelkar Aditya Shreekant - Pune

Date : 16-03-2024
Time : 08:30 - 09:45
Hall : HALL 5 (Level 0)

OBJECTIVE: Through a series of engaging clinical discussions we explore intraoperative and postoperative complication management techniques **PURPOSE:** Occurrence of globe injury during local anesthesia injection, posterior capsule rupture and loss of intraocular lens or nuclear matter into the vitreous cavity is some devastating intraoperative complications faced by anterior segment surgeons. Pseudophakic cystoid macular edema (CME), pseudophakic retinal detachment and early or late endophthalmitis are encountered in post-operative phase. Through this course expert aim to provide their insights from experience in skillfully managing the myriad of challenging cases. Our discussion highlights medicolegal aspects of endophthalmitis and recent advances for managing pseudophakic CME. This course aims to enhance our understanding of the complications and the way out with best possible management.

1. Management of Nucleus and Intraocular Lens op (8 mins) : **Kelkar Aditya Shreekant**
2. Steps in preserving corneal health in Endophthalmitis (8 mins) : **Namrata Sharma**
3. Vitrectomy for globe perforation following Peribulbar block (8 mins) : **Boral Subhendu Kumar**
4. Post cataract surgery Endophthalmitis (8 mins) : **Aniruddha Maiti**
5. Pseudophakic Retinal Detachment (8 mins) : **Sangeet Mittal**
6. Pseudophakic CME (8 mins) : **Subhasree Dutta**
7. Medico-legal aspects of Endophthalmitis (8 mins) : **Shrinivas M. Joshi**

Target 20/20 in cataract surgery

Moderator : Jatinder Singh Bhalla

Date : 16-03-2024
Time : 08:30 - 09:45
Hall : HALL 8 (Glass Room I) (Level 0)

1. Perfect Biometry - Can We Do Better. : Dr JS Bhalla
2. Perfect Surgery – Consistent & reproducible results. : Dr Santosh Bhide
3. Tackling the astigmatism and reshaping the cornea where we are off target : Dr Piyush Kapur
4. Achieving 20/20 with a PCR : Dr Neeraj manchanda
5. Phaco in post kerato-refractive surgery eyes. : Dr Anand Parthasarathy
6. Optimising results in pediatric cataract surgery. : Dr Jaspreet Sukhija
7. Choosing the right IOL-Monofocal vs Multi/Trifocal vs EDOF lenses. : Dr Nivean M
8. Optimizing Toric IOL Accuracy. : Dr Parul Sharma
9. Cataract surgery in post – retinal surgery eyes : Dr Sachin Mahuli
10. Tackling refractive surprises post cataract surgery. : Dr Vanasharee





IC6 - IRIS Repair & Pupilloplasty: All You need to Know

Narang Samir Surendra Kumar - Ahmedabad

Date : 16-03-2024
Time : 08:30 - 09:45
Hall : Glass Room2

The course tends to focus on the essentials of iris repair. The course tends to cover up all the technical aspects of performing an iris repair procedure. All essential techniques of pupilloplasty will be showcased in the course that ranges from modified Siepers, single pass four throw, McCannels as well as cerclage along with reverse 4-throw technique. Iridodialysis repair procedures along with other combination procedures will also be showcased. Artificial iris implantation along with application of small aperture optics with pinhole pupilloplasty will also be demonstrated.

1. Tool Kit and essentials of Single Pass 4-throw pupilloplasty (15 mins) : **Narang Samir Surendra Kumar**
2. Modified Siepser's, Reverse 4-throw pupilloplasty & Twofold technique (15 mins) : **Narang Priya**
3. Iridodialysis repair: Techniques & technicalities (15 mins) : **Ashvin Agarwal**
4. Small Aperture Optics & Pinhole Pupilloplasty (15 mins) : **Amar Agarwal**

Panel Discussion : (15 mins)

IC252 - Surgical X Files

Diva Kant Misra - Lucknow

Date : 16-03-2024
Time : 08:30 - 09:45
Hall : HALL 3A Under Ramp (Level 0)

Retinal surgeries can present unexpected challenges. To attain optimal anatomical and functional results, a meticulous approach to instrumentation and surgical techniques is imperative. In this instructional course (IC), our instructors will elucidate surgical strategies and methodologies for managing intricate case scenarios in order to achieve exceptional surgical outcomes. The instructors will showcase 1-2 case-based videos, each illustrating different scenarios, and emphasize their techniques, which will be followed by panel discussions. This instructional course is tailored for retinal surgeons and fellows aspiring to enhance their surgical skills and excel in challenging case scenarios, beyond routine retinal surgeries.

1. Posterior Assisted Levitation (PAL) using Vacuum of vitrector for dropped nucleus (8 mins) : **Chitaranjan Mishra**
2. Foldable IOL as sutured SFIOL in post corneal transplant patient (8 mins) : **Awaneesh Upadhyay**
3. Trocar Follies in Posterior Persistent Fetal Vasculature (8 mins) : **Apoorva A.G.**
4. Modified technique of Autologous Retinal Transplantation (8 mins) : **Diva Kant Misra**
5. PFCL assisted ILM flap positioning for macular hole closure (8mins) : **Chintan Desai**
6. Management of cysticercosis-associated end-stage retinal detachment without Silicone Oil (8 mins) : **Abhishek Anand**

Panel Discussion : (27 mins)





YOSI Session 3 – Newest Tech in Ophthalmology – A YOSI Session

Moderators : Nilesh Kumar (K20052),
Ankita Aishwarya (A20469)

Panelists : Digvijay Singh (S12983),
Karan Bhatia (B15311),
Ankita Mulchandani (M17408),
Pratyush Kumar (P24392),
Kushagra Jain (J18189)

Date : 16-03-2024
Time : 08:30 - 09:45
Hall : HALL 4A Under Ramp (Level 0)

- | | | |
|------------------------------------------------------------------------|---|---------------------------|
| 1. Ethical use of Artificial Intelligence in Research | : | Koushik Tripathy |
| 2. Chat GPT in Healthcare – Is it a boon or curse ? | : | Aditya Sethi |
| 3. Use of Generative Artificial Intelligence in Social Media Marketing | : | Prasanna V Ramesh |
| 4. Smart Phones as Imaging Devices – Uses & Limitations | : | Nikunj Tank |
| 5. Robotic Ocular Surgery – Is it the future ? | : | Preeyam Biswas |
| 6. Simulation in Training – Does it lack the human touch? | : | Abu Moazzam Parvez |

Each Talk is 9 mins
Discussion 21 mins

IC89 - Intraoperative Surgical Twists- Managing the Unexpected !

Date : 16-03-2024
Time : 08:30 - 09:45
Hall : HALL 5A Under Ramp (Level 0)

Manpreet Kaur - Delhi

This video-assisted case-based course will highlight challenging scenarios during phacoemulsification, lamellar keratoplasty and refractive surgeries, wherein the surgical plan needs to be changed on-table due to unforeseen complications. Role of appropriate perioperative patient counselling will be highlighted. Phacoemulsification challenges will focus on managing PCR when the planned IOL cannot be implanted, with emphasis on nucleus management and placement of IOLs, including premium IOL in setting of PCR. Case-based discussion of rescue techniques in DALK with DM perforation will be performed. Difficulties in DMEK donor preparation and unscrolling necessitating conversion to DSAEK will be highlighted. Corneal refractive surgeries will emphasise management of LASIK-flap related complications, suction loss and inability to extract lenticule in SMILE. Phakic IOL challenges with iatrogenic damage to pIOL, flat vault with lens-ICL touch and inverse implantation will be highlighted

- | | | |
|---------------------------------------------------------------------------------|---|----------------------------|
| 1. Nucleus management in large PCR (10 mins) | : | Samaresh Srivastava |
| 2. Premium IOL implantation in PCR- Rescue techniques (10 mins) | : | J. S. Titiyal |
| 3. DM perforation in DALK & Bubble trouble (10 mins) | : | Sharon Dsouza |
| 4. DMEK challenges- when the roll doesn't unscroll (10 mins) | : | SK Basak |
| 5. LASIK flaps gone astray (10 mins) | : | Namrata Sharma |
| 6. When it is difficult to SMILE- suction loss and retained lenticule (10 mins) | : | Manpreet Kaur |
| 7. Phakic IOL challenges- flips, chips & vaults (10 mins) | : | Shreyas Ramamurthy |

Panel Discussion : (5 mins)





IC362 - "Conquer the rough terrain" -Versatile MIGS techniques in challenging scenarios

Devendra Maheshwari - Tirunelveli

Date : 16-03-2024

Time : 08:30 - 09:45

Hall : HALL 6 (Mini Aud.) (Level 1)

MIGS have not only provided clinicians with options in glaucoma surgical armamentarium ,but also offers a favorable safety profile. In the last decade the value of MIGS has skyrocketed. The role of MIGS has not stopped short of open-angle glaucoma, but it has expanded to include angle closure glaucoma and secondary glaucomas. Apart from that various MIGS procedures (device and non device based) are being used in complex scenarios where other glaucoma procedures have less favorable outcomes. This course aims to provide an in-depth overview of the versatile MIGS procedures that are being performed in our country such as GATT ,BANG, iStent and KDB goniotomy. The audience will get a glimpse of exotic techniques such as Espaillet space slider goniotomy and Tanito microhook trabeculotomy. This video-based step-by-step instructional course will include practical "tips and tricks" from experienced MIGS surgeons and aid novice surgeons to "troubleshoot and manage complications with ease"

1. "Brace yourself for the bumpy ride-Perfect your intraoperative gonioscopy (8 mins) : Amit Porwal
2. "Loop the loop"- GATT in open angle glaucoma (10 mins) : Ganesh V. Raman
3. Push your limits- GATT in angle closure and different case scenarios (10 mins) : Devendra Maheshwari
4. Easy hooking with Tanito microhook trabeculotomy (8 mins) : Madhavi Ramanatha Pillai
5. Shear it off with KDB goniotomy and BANG (10 mins) : R. Sharmila
6. Newer Goniotomies in the pipeline – Experience Espaillet goniotomy and iVent (8 mins) : Devendra Maheshwari
7. "Hit your target with precision"-Istent and iStent inject W (10 mins) : Sahebaan Sabharwal Sethi

Panel Discussion : (11 mins)

DAY 03- SATURDAY





IC 116 - Who is afraid of medico legal cases?

G. Mahesh - Cochin

Date : 16-03-2024

Time : 08:30 - 09:45

Hall : HALL 7 (Mini Aud.) (Level 1)

Legal literacy among ophthalmologist is rather poor in India. Common ophthalmologist get nightmares on receipt of a legal notice. Every practising ophthalmologist should know their basic rights and be ready to successfully defend a medico legal case. This basic course will highlight what is not taught in medical school. This includes liabilities of a medical practitioner, how to proceed when you get a legal notice, what professional indemnity is adequate, all about consents and some classic stare decisis or judge made laws. Also major Supreme Court decisions with implications to our practice will be revisited. At the end of the course the attendees will be having the basic knowledge and confidence to defend their practice in court of law

1. Liabilities of a medical practitioner, intricacies of CPA and steps in defending a case successfully (15 mins) : **Ashok Nataraj**
2. Calculating compensation in medico legal cases and planning professional indemnity for our practice (15 mins) : **Anand Vinekar**
3. 10 classic verdicts that every ophthalmologist should know (15mins) : **G. Mahesh**

Panel Discussion : (30 mins)

Updates on the diagnosis and management of Asian Eye Diseases (Singapore Society of Ophthalmologists)

Chairpersons : Anna Tan, Beau Fenner, Victor Koh, Foo Li Lian, Gangadhara Sundar

Date : 16-03-2024

Time : 08:30 - 09:45

Hall : HALL 2 (Level 2)

1. Diagnosis and management of PCV with non-invasive imaging : **Anna Tan**
2. The Asian profile of inherited retinal diseases : **Beau Fenner**
3. Updates on management of angle closure glaucoma : **Victor Koh**
4. Updates on myopia management : **Foo Li Lian**
5. Oculoplastics surgery -the East Asian perspective : **GangadharaSundar**

Each Talks is 15 mins

Panel Discussion - 15 mins





IC437 - Vitreo-retinal Surgery Conundrums in Ocular Trauma- Video Based Demonstration

Devesh Kumawat - New Delhi

Date : 16-03-2024
Time : 08:30 - 09:45
Hall : HALL 2A (Level 2)

Posterior segment is quite often involved in ocular injuries and necessitates vitreoretinal surgery at varying time points. The prerequisite for any further vitreoretinal intervention is a good surgical closure of the traumatic wound. While certain injuries may require urgent attention such as traumatic endophthalmitis, submacular hemorrhage, giant retinal breaks and retinal detachments, other conditions such as vitreous hemorrhage, vitreoretinal incarceration, traumatic macular holes, and intraocular foreign bodies may be managed either primarily or later as an elective surgery. The optimal timing and type of intervention in such situations is a topic of debate and this instruction course aims to resolve these conundrums. This surgical video assisted instruction course will be an essential resource for all vitreoretinal surgeons involved in the care of ocular trauma patients..

1. General principles of surgical repair of traumatic scleral wounds (8 mins) : **Pranita Sahay**
2. Prevention and management of traumatic endophthalmitis (10 mins) : **Nawazish Shaikh**
3. Approach to post-closed globe injury vitreous hemorrhage including sub-macular hemorrhage (10 mins) : **Bibhuti B. Kashyap**
4. Managing vitreo-retinal incarceration in open globe injuries (10 mins) : **Devesh Kumawat**
5. Approach to retained intraocular foreign body (10 mins) : **Saurabh Verma**
6. When and how to intervene in traumatic macular holes (8 mins) : **Ramanuj Samanta**
7. Dealing with post-traumatic giant breaks and retinal detachments (10 mins) : **Simar Rajan Singh**

Panel Discussion : (9 mins)

DAY 03- SATURDAY





POSTER PODIUM PRESENTATION

Ocular Pathology / Ocular Oncology and Tumors

Judges : Bhaduri Anirban, Sonal P Yadav, Sneha Jay
Shah, Sharad Shegaonkar, Santanu Mitra

Date :16-03-2024
Time : 08:30-09:45
Hall : Hall 2B (Level 2)

[FP501] - Ultra-low dose Radiation Therapy for Fine Needle Aspiration Biopsy proven Primary Choroidal Lymphoma; **Chief & Presenting author : Kushal Umeshbhai Agrawal (A16914)**, Carol L Sheilds, Mrityika Sen

[FP1228] - Ocular Complications In Dengue Hemorrhagic Fever; **Chief & Presenting author : Sukanya Padhi (S27306)**, Prof Prasanta Kumar Nanda

[FP1282] - Aqueous humour metabolomics- Key to complications in cataract and glaucoma? **Presenting author : Rohan Basak (B26355)**, Chief author : Narayanan Balakrishnan, SuhasPrabhakar

[FP1418] - Comparative Study On RNFL-GCC Thickness And On Morphology In early Thyroid Eye Disease Using Sd Oct; **Presenting author : Timy Francis Chandy (C27643)**, Chief author : Kavitha K, Timy Francis Chandy, Thasneem Suraiya, Buvana S

[FP1649] - Genetics and Retinoblastoma: All you need to know! **Chief & Presenting author : Usha R. (U08116)**, Vanniarajan

[FP2629] - Treatment Compliance in Retinoblastoma: Identifying barriers, intervening and assessing compliance; **Chief & Presenting author : Shirali Gokharu (S23499)**, Obaidur Rehman, Sima Das, Namita Kumari

[FP2639] - Diffuse Choroidal Hemangioma: Clinical Presentation and Treatment Outcomes; **Chief & Presenting author : Praneet Telukunta (T22287)**, Vishal Raval

[FP2775] - Management strategy and outcomes in recurrent Retinoblastoma; **Chief & Presenting author : Sonal P Yadav (C14278)**, Rahul Deshpande

[FP2820] - Clinical profile and management outcomes of Retinoblastoma eyes presenting with orbital cellulitis; **Presenting author : Anupama Pachauri (A27936)**, Chief author : Sonal P Yadav, (Col) Madan Deshpande, Rahul Deshpande

[FP2918] - Local and systemic outcomes in eyes receiving pre-enucleation chemotherapy in Retinoblastoma (RB); **Presenting author : Vrushali Shende (V21335)**, Chief author : Sonal P Yadav, Rahul Deshpande

[FP3089] - Orbital cellulitis: primary vs secondary presentation; **Chief & Presenting author : Anji Jain (A27354)**

[FP3128] - 'Ret-glow' sign: A novel sign for detection of calcification in retinoblastoma tumor; **Chief & Presenting author : Yogita Gupta (G18598)**, Neiwete Lomi, Radhika Tandon

DAY 03 - SATURDAY





IC264 - Strategies and pearls for phacoemulsification in difficult situations

Ayan Mohanta - Parganas

Date : 16-03-2024
Time : 08:30 - 09:45
Hall : HALL 1 (Level 2)

This instruction course is going to cover a plethora of cataract cases which are not routine in nature. Sometimes these cases become a budding Surgeon's nightmare. All surgeons are confronted with some difficult and challenging cases which might necessitate deviation from the usual path. In this video instruction course we shall deal with strategies to deal with hyper mature intumescent, rock hard cataracts. To understand the dynamics better in order to deal with post refractive surgery extreme axial length cataracts, subluxated cataracts uveitic cataracts and post keratoplasty cataracts. At the end of the course the attendee will have a clear cut reasoning behind the strategy to deal with a complicated case scenario in not so common Cataract presentations which one might encounter in their day to day practice.

1. Introduction (2 mins) : **Ayan Mohanta**
 2. Managing White Intumescent Cataracts and Difficult Capsules(10 mins) : **Sugato Paul**
 3. Pearls to Deal with Rock Hard Cataracts (10 mins) : **Shouvik Dan**
 4. Cataract Surgery in Post Refractive surgery and Extremes of Axial Length (10 mins) : **Ayan Mohanta**
 5. Efficient management of Subluxated Cataracts (10 mins) : **Arup Bhaumik**
 6. Post Keratoplasty Cataracts (10 mins) : **Aditya Pradhan**
 7. Dealing with Uveitic and other small pupils (10 mins) : **Dr. Sanjib Banerjee**
- Panel Discussion : (13 mins)

DAY 03- SATURDAY





Nuances of cataract surgery in various corneal pathologies-video based approach

Mona Bhargava

Date : 16-03-2024
Time : 08:30 - 09:45
Hall : HALL 1A (Level 4)

Phacoemulsification is the standard of care for cataract surgery, it may require modifications and additional considerations in cases of coexisting corneal pathologies. Appropriate preoperative measures such as careful and thorough assessment of the ocular surface, adequate biometry, aids and techniques to improve visualization during phacoemulsification, use of femtosecond laser-assisted cataract surgery, or incorporating intraoperative optical coherence tomography (OCT) for real-time imaging can help improve outcomes in these challenging cases. Optimization improves the chances of successful cataract removal and also enhances the postoperative visual outcomes and overall patient satisfaction.

- | | | |
|--------------------------------------------------------|---|---------------------------|
| 1. Cataract Surgery With Corneal Scar (min 10) | : | Mona Bhargava |
| 2. Cataract Surgery Post Rk And Keratoplasty (min 10) | : | Bhaskar Srinivasan |
| 3. Cataract Surgery After Refractive Surgery (min 10) | : | Sagar Bhargava |
| 4. Cataract Surgery With Or After EK (min 10) | : | Rishi Swarup |
| 5. Cataract Surgery With Corneal Degeneration (min 10) | : | Aditi Johri |

IC160 - Controversies in ocular oncology

Anasua Ganguly Kapoor - Vijayawada

Date : 16-03-2024
Time : 08:30 - 09:45
Hall : HALL 1B (Level 4)

Tumors of the eye and ocular adnexa include a spectrum of neoplasms with varied presentation. It is common to encounter these tumors in our ophthalmology practice. However, controversies underscore the complexity of decision-making in these cases. This IC aims at creating better understanding on the topmost five controversies in ocular oncology and focusses on key points in decision making in such complex cases. Thus this IC will help ophthalmologists in implementing appropriate treatment strategies in cases like orbital alveolar tumors, retinoblastoma, ocular surface squamous neoplasia, intraocular lymphoma, eyelid malignancies. Each case must be evaluated individually, considering factors such as tumor characteristics, patient preferences, potential side effects, and the goal of treatment (e.g., tumor control, preservation of vision, or cosmetic outcomes).

- | | | |
|-------------------------------------------------------------------------------------|---|------------------------------|
| 1. Orbital apical tumors- Resection or Radioablation? (12 mins) | : | Md. Shahid Alam |
| 2. Ocular surface Squamous Neoplasia- Topical Fluorouracil or Interferon? (12 mins) | : | Anasua Ganguly Kapoor |
| 3. Retinoblastoma- Intravenous or Targeted chemotherapy? (12mins) | : | Swathi Kaliki |
| 4. Intraocular lymphoma- Biopsy or OCT based diagnosis? (12mins) | : | Vishal Raval |
| 5. Eyelid malignancy- Surgical or Conservative management? (12mins) | : | Shubha Jhavar |

Panel Discussion : (15 mins)





POSTER PODIUM PRESENTATION

Cataract

Judge : Shalini Kumari, Amit Kumar Mahajan, Reena Kumari, Amitava Biswas, Chandana Chakraborti

Date :16-03-2024
Time : 08:30-09:45
Hall : Trade Hall A
(Trade Area Level 1)

[FP116] - Creating temporal eccentric capsulorhexis to counter post op negative dysphotopsia - a pilot study; **Chief & Presenting author :** Arpit Srivastava (S23541)

[FP245] - Posterior Keratometry Changes After Steep Axis Phacoemulsification; **Chief & Presenting author :** Ankita Singh (A22223), Sandeep Gupta, Maj Gen J.K.S. Parihar, Jaya Kaushik

[FP419] - Duoplator: A novel instrument for Toric IOL alignment in small pupils.; **Chief & Presenting author :** Pavitra Patel (P17446), Nitin Balakrishnan, Nikhil Balakrishnan

[FP1014] - Any lens can be a "Tuck" lens; **Presenting author :** Dudani Ajay Indur (D06387), Chief author : Neha Hemena Shah, Neha Hemena Shah, Dudani Ajay Indur

[FP1783] - Bilateral nuclear cataract with Deferasirox in a patient of beta thalassemia: a case report; **Chief & Presenting author :** Tushit Dhar (D27774), Subhash Dadeya, Vaishali Tomar

[FP1828] - Efficacy Of Novel Technique-Anterior Chamber Dialer Divide For Soft cataract By Phacoemulsification; **Presenting author :** Anusha K S (A27433), Chief author : Kavitha C. V., Vishakha Rathod, Pavana Krishnaraj Acharya, Sandeep K.

[FP1840] - Changes In Astigmatism And Higher

Order Aberrations After 2.2mm And 2.8mm Incision Cataract Surgery; **Chief & Presenting author :** Jatinder Singh Bhalla (B05506), Neha Yadav

[FP2015] - Intra-operative complications in high volume cataract surgery - A quartile-wise analysis; **Chief & Presenting author :** Kaavya Khatri (K26440), Shreeya Hinge, S. Bala Murugan

[FP2404] - Longterm outcomes following Cianni ring bag fixation and In-The-Bag IOL implantation; **Chief & Presenting author :** Rasikpriya Sandhu (R28290), Vasavada Abhaykumar Raghukant, Vaishali Abhaykumar Vasavada, Shail Vasavada

[FP2461] - Comparison of Cataract Grading by the Portable, DIY Slitscope versus conventional Slit lamp; **Chief & Presenting author :** Saloni Joshi (S25083), Hirika Gosalia, Prithvi Chandrakanth

[FP2585] - Comparing the clinical outcomes of implanting different optical design Extended Depth of Focus IOL; **Chief & Presenting author :** Mayuri Phatak (M27011), Tanvi Haldipurkar

[FP2949] - Visual outcomes in bilateral implantation of trifocal lenses with asymmetric light distribution; **Presenting author :** Shruti Revankar (S23472), Chief author : Supriya Sriganesh, Supriya Sriganesh, Sri Ganesh

DAY 03- SATURDAY





POSTER PODIUM PRESENTATION

Neuro Ophthalmology

Judges : Meenakshi Yadav Dhar, Kumudini Sharma,
Mayur Moreker, Jayanta Kumar Das, Partha Mandal

Date :16-03-2024
Time : 08:30-09:45
Hall : Trade Hall B
(Trade Area Level 1)

[FP1151] - "Unveiling the Hidden Danger: A Headache Behind Papilloedema "; **Chief & Presenting author : Deepika Dadala (M28175), Subhashini .M**

[FP1210] - Optic Chiasmal Prolapse in Primary Empty Sella syndrome: A Rare Presentation; **Chief & Presenting author : Kunjal Gala (K26425), Nirmala Devy Krishnan Kutty Nair, Madhumita Gopal**

[FP1810] - Clinical Serological & Imaging Characteristics Of Optic Neuritis In A Tertiary Eye Care Centre; **Chief & Presenting author : Namitha V G (N20197), Neena R**

[FP1822] - Clinical profile & factors affecting ethambutol induced optic neuropathy in the re revised NTEPera; **Chief & Presenting author : Soveeta Souravee Rath (R16806)**

[FP1843] - Prolonged Functional Vision Loss In A Case Of Paediatric Migraine; **Chief & Presenting author : Smita Ghosh (S25476), Smita Ghosh**

[FP1898] - motor nerve palsies in the eye - A clinical and etiological study; **Chief & Presenting author : Sravani Malisetty (S26486), Meghana Kethireddy**

[FP1952] - Pupil size in migraine with photophobia vs normal subjects & photochromatic

glasses role in migraine; **Chief & Presenting author : Ruby Moharana (M15298), Bhandari Kiranbala**

[FP2220] - Navigating Optic Neuritis Secondary to Breast Cancer Treatment; **Chief & Presenting author : Tavish Gupta (G25848), Rebika, Amogh Kittur, Aishwarya Rathod**

[FP2286] - A Case Report -Secondary Lih Presenting During The Treatment Course of Vogt Koyanagi Harada syndrome; **Chief & Presenting author : Gulafshan Khanam (G28056), Hemalatha B.C., Shilpa Yeliyur Devegowda**

[FP2627] - Peripapillary vessel density: Collateral damage in papilledema in IIH patients.; **Presenting author : Monika Singh (M27759), Chief author : Ravi Vaishnavi, Gayathri Panicker, Nila Chenthil, Venkata Sai Sweeya Donepudi**

[FP2744] - Freeze! Supranuclear eye movement disorders - a case series; **Chief & Presenting author : Chinmayee J Thrishulamurthy (C12448)**

DAY 03- SATURDAY





AIOC Theatre - E-Poster (Glaucoma / Neuro Ophthalmology / Pediatric Ophthalmology)

Chairpersons : Kanishk Khare, Swapnil Modak

Date : 16-03-2024
Time : 08:30 - 09:20
Hall : AIOC Theatre 1

[FP25] - Correlation of macular ganglion cell thickness with Visual acuity, Field Indices in papilledema
Chief & Presenting author : Manaswini Priya Varanasi (V25491)

[FP830] - outcome of primary trabeculectomy with mitomycin-c (0.02%) Injuvenile open angle glaucoma patients

Chief & Presenting author : Srishti Agarwal (S24900), Surishti Raj

[FP1192] - Initial experience with dichoptic treatment in amblyopia

Chief & Presenting author : Nayana G (N25023), Roohi M, Soumya Nambiar, Leila Mohan

[FP1253] - Post Traumatic Cataract in a Child: A great imposter to Subluxated lens! An Operative Challenge.

Chief & Presenting author : Priyadarshi Gupta (G23093), Khushboo Chawla, BhumikaSharma, Brajesh Kumar

[FP1326] - Effect of silicone oil injection on central corneal thickness (CCT)

Chief & Presenting author : Lakshmi Shanmugavelu (S16196)

[FP1426] - Bilateral Optic Neuropathy in Pediatric Systemic Lupus Erythematosus with no visualsymptoms.

Chief & Presenting author : Saugata Saha (S28147), Suparna Guha, Dr.Souvik Banerjee, Merina Mandal

[FP1479] - Peculiar pattern of Neovascularisation of Posterior Capsule in a patient with neovascularglaucoma.

Chief & Presenting author : Kanchan Singh (K19804), Priyanshi Awasthi, Mitali Jhamb, Anjali Singh

[FP1761] - Comprehensive Analysis of Clinical Profile in Sixth Nerve Palsy

Chief & Presenting author : Jyoti Gontia (J23792), Rashmirita Kakoty, A. Balraj

[FP2047] - Case Report: Tuberculous Osteomyelitis of Skull Base Presenting as Lateral Rectus Palsy

Chief & Presenting author : Acid Dholakia (A28378)

[FP2378] - A rare case of Achondroplasia associated Axenfield anomaly, chronic uveitis and refractory glaucoma

Presenting author : Gouri Deshpande (G28252), Chief author : Sandeep Patil, Neela H, Dr.Vinay Dastikop

[FP2498] - To rescue a giant overhanging bleb in very advanced glaucoma

Chief & Presenting author : Mainak (M16230), Satyendra Kumar Kain, Gautam Yadav

[FP2757] - Ganglion Cell Layer (GCL)Thickness in Myopia and Implications for Glaucoma.

Chief & Presenting author : Dr.Ravi Daberao (D27246), Nangia Vinay Kumar B., Dr.Sarang Lambat, Prabhat Nangia

[FP3106] - Comparison of RNFL thickness in chronic kidney disease patients and healthy controls

Chief & Presenting author : Shivpriya Gupta (S26273), Utkarsh Dwivedi, Shivangi Singh





AIOC Theatre - E-Poster (Ocular Pathology / Ocular Oncology and Tumors/Orbit & Oculoplasty/Trauma)

Chairpersons : Puja Jha, Rakshit Agrawal

Date : 16-03-2024
Time : 08:30 - 09:00
Hall : AIOC Theatre 2

[FP241] - A comparative study of outcomes of ROCM associated COVID-19: Globe salvage versus exenteration group

Chief & Presenting author : Vidhya Verma (V19830), Parul Mittal, Priti Singh, PBhavana Sharma

[FP274] - Pedunculated Capillary Conjunctival Hemangioma: A Case Report

Chief & Presenting author : Arnab Mandal (M23699), Mousumi Bandhopadhyay, Anirban Chakrabarti

[FP317] - Fibroepithelial polyp with Ocular Surface Squamous Neoplasia

Chief & Presenting author : Shivali Sharma (S27966), Shifa Shafat, Aalia Sufi

[FP390] - Early complete regression of medium-sized choroidal melanoma after Iodine-125 plaque brachytherapy.

Chief & Presenting author : Navdeep Kaur (N27879), Subina Narang

[FP1160] - Isolated orbital schwannoma – A rare disease case report

Chief & Presenting author : Nishtha Mishra (N26305), Rajiv Kumar Gupta, Nitish Kumar Marshal, Kumari Priyanka Verma

[FP1259] - Cataract surgery in eyes with traumatic subluxated cataract

Chief & Presenting author : Praveen Khuntia (K28342), Dr.Lipokyanger Longkumer, Dr.Avitesh Kumar

[FP1917] - Salivary Gland Choristoma presenting as Epibulbar mass -A case of Goldenhaar Syndrome

Chief & Presenting author : Dr.Tilottama Kar (T27189), Lubna Khan

DAY 03- SATURDAY



Asia-Pacific Association of Cataract & Refractive Surgeons (APACRS) - What they don't teach you in Residency

Chairpersons : Ronald Yeoh, Chee Soon Phaik

Date : 16-03-2024
Time : 09:45 - 11:00
Hall : Hall 3 (Level 0)

- | | | |
|----------------------------------------|---|----------------------------|
| 1. How to deliver a memorable lecture | : | Ronald Yeoh |
| 2. How to make an award winning movie | : | Samaresh Srivastava |
| 3. How to be a better surgeon | : | Chee Soon Phaik |
| 4. How to innovate | : | Sri Ganesh |
| 5. How to develop an eye centre | : | Naren Shetty |
| 6. How to do research in Ophthalmology | : | Namrata Sharma |

DAY 03- SATURDAY





WOS : Where are we now and what is the future – Mohita Sharma

State Competitive Session

Date : 16-03-2024
Time : 09:45 - 11:00
Hall : Hall 4 (Level 0)

Judges: Madhu Bhadauria, Mohita Sharma, Suneeta Dubey,
Aarti Nangia, Mohan Rajan, Sugato Paul, Debashish Bhattacharya,
Umpires : Maya Hada, Rajwinder randhawa, Neelima mehrotra, Mita Joshi
Anchors : Sudipta Ghosh, Doel Biswas

1. Team Kerala

Captain: Aneeta Jabbar
Players: Aneeta Jabbar, Rakhi D'Cruz, Fairouz P M, Natasha Radhakrishnan, Meena Chakrabarti
Kerala Inspiration - Meena Chakrabarti
Mentor Mentee Role Play
Elizabeth
Leila Mohan

2. Team Jharkhand

Captain: Bharti Kashyap
Players: Archana Kumari, Nidhi Gadkar, Richa Gupta, Rwituja, Prabha Chouriya
Jharkhand Inspiration - Bharti Kashyap
Mentor Mentee Role Play
Monika Jethani
Priyanka Sodani

3. Team Haryana

Captain: Parul Sharma
Players: Parul Sharma, Anita Sethi, Deepa, Aditi Agarwal, Sahebaan Sethi
Jharkhand Inspiration - M Vanathi
Mentor Mentee Role Play
Parul Sharma
Sahebaan Sethi

4. Team Odissa

Captain: Devi Aiswarya Das
Players: Devi Aiswarya Das, Sharmistha Behera, Sweta Praveen Patro, Smruti Priyadarshini
Sanghamitra Kanungo
Odissa Inspiration - Sujata Das
Mentor Mentee Role Play
Pragyan Panda
C. Deepa

5. Team Tamil Nadu

Captain: Suganeswari Ganesan
Players: Subashini Kaliaperumal, Vidya Hegde, Anupama Bappai, Mona Khurana, Savithiri Visvanathan

Tamil Nadu Inspiration - Suganeswari Ganesan
Mentor Mentee Role Play
Rashmi Jain
Durga Priyadarshini

DAY 03 - SATURDAY



Diabetic Macular Edema (DME)

Chairpersons : Sourav Sinha, Rajpal Vohra

Moderator : Aniruddha Maiti

Panelists: Pradeep Kumar, Ajay Dudani, Bhuvan Chanana

Date : 16-03-2024

Time : 09:45 - 11:00

Hall : Hall 5 (Level 0)

1. Welcome & Context setting (10') : **Aniruddha Maiti**
2. Experiencing the chANGe with VABYSMO in the treatment paradigm for DME: Evidence from Real-world practice (25') : **Nitin Verma**

Closing Remarks
Panel discussion & audience Q&A with (10')

IC104 - Retinopathy of prematurity- evidence based medicine

Gopal Lingam - Chennai

Date : 16-03-2024

Time : 09:45 - 11:00

Hall : HALL 8 (Glass Room I) (Level 0)

Retinopathy of prematurity continues to be a burning subject of importance in India. Considering the wide spread presence of ROP, every ophthalmologist may be required to examine and diagnose the condition correctly. There is need to understand the risk factors, the changing spectrum of the disease, newer classification, as well as the controversies in the management. The role of laser Vs use of anti VEGFs is a developing equation. Over years, there is also a change in pathoanatomy of advanced stages of disease that one sees and the role of lens sparing vitrectomy Vs scleral buckling also needs to be understood. Finally the limitations and role of surgery for stage 5 ROP needs to be understood. This instruction course is well rounded covering both fundamentals of examination and laser techniques all the way to management of advanced disease. We believe that the course is useful both for novice and experienced ophthalmologists involved in care of retinopathy of prematurity.

1. Risk factors, examination techniques and screening protocols (10 mins) : **Gopal Lingam**
2. Lasers in ROP (10 mins) : **Anand Vinekar**
3. Anti VEGF in ROP (10 mins) : **Mangat Ram Dogra**
4. Management of stage 4 ROP (10 mins) : **Subhadra Jalali**
5. Management of stage 5 ROP (10 mins) : **Parijat Chandra**
6. Controversies in management of ROP (10 mins) : **Karobi Rani Lahiri**

Panel Discussion : (15 mins)





AIOS International Session : Cataract & Refractive surgery advances

Chairperson : German Bianchi
Co-Chairperson : Virendra Agarwal
Moderator : Rushad Shroff

Date : 16-03-2024
Time : 09:45 - 11:00
Hall : Glass Room 2 (Level 0)

1. IOL astigmatism management : **Kavita Lakshmi**
2. PIE or Presbyopic Implants in Eye : **Rajesh Khanna**
3. The relevance of evaluating sulcus anatomy and its implications on IPCL size : **German Bianchi**
4. IPCL for presbyopia : **German Bianchi**
5. MIGs for cataract surges : **Sushma Tejwani**
6. Well Fusion: The new age Presbyopia Correction Option : **Anurag Mishra**
7. Aurolab Essence - Essential choice for optimal Outcomes : **Amit Kiran Mahajan**
8. Silken touch lenticular extraction made easy : **Rushad Shroff**

Panel Discussion : (08 mins)

DAY 03- SATURDAY

Retinal Vein Occlusion by the College of Ophthalmologists Sri Lanka

Date : 16-03-2024
Time : 09:45 - 11:00
Hall : Hall 3A Under Ramp (Level 0)

1. Understanding Retinal Vein occlusions: Epidemiology , Risk factors and pathophysiological insights : **Kala Sivayoganathan**
2. Glaucoma and its Association with RVOs : **Pradeepa Siriwardane**
3. Exploring Clinical & OCT biomarkers : **Mangala Dissanayake**
4. Updates on current treatment modalities and outcomes : **Dilani Adikaram**
5. Managing Macular Edema through suprachoroidal triamcinolone injections: A Four-year Reflection on my Practical Experience : **P. Sriharanathan**





IC307 - Amblyopia therapy redefined- experts talk on their experience

Shilpa Gopal Krishna Rao - Manipal

Date : 16-03-2024

Time : 09:45 - 11:00

Hall : HALL 4A Under Ramp (Level 0)

Amblyopia therapy, in recent times, has expanded beyond its traditional limits of optical rehabilitation, occlusion therapy and penalization. Newer modalities have emerged based on a better understanding of binocular nature of vision and neural mechanisms involved in amblyopia. Perceptual learning is a concept relying on repeated performance of simple tasks, translating to an improvement of visual acuity. Dichoptic training involves presenting a single visual stimulus to each eye independently, so as to overcome binocular suppression. Scope of amblyopia therapy has since expanded from being an endeavor essentially limited to children, to involve adult ages. This is achieved via software-based programs, involved in providing exercises either in office or remotely. This instruction course provides an overview of various modalities available, their applications in clinical practice, our experience with the same and relevance to both pediatric ophthalmologist and the general practitioner.

1. Introduction to newer concepts in amblyopia management
-Magnocellular stimulation with OMS (12 mins) : **Shilpa Gopal Krishna Rao**
2. Bynocs decoded (12 mins) : **Sandra Chandramouli**
3. Expanding boundaries of therapy with Visuoprime vision therapy system (12 mins) : **Kaushik Murali**
4. Improving amblyopia in adults beyond occlusion therapy-Revital vision therapy (12 mins) : **Damaris Magdalene**

Panel Discussion : (15 mins)

DAY 03- SATURDAY





IC279 - Putting Together The Pieces – A comprehensive Approach to management of Ocular Trauma

Sharon Dsouza - Bangalore

Date : 16-03-2024

Time : 09:45 - 11:00

Hall : HALL 5A Under Ramp (Level 0)

Ocular trauma can affect patients of all ages and in urban and rural setting, hence they are universal. These cases can become challenging to manage, not just because of the involvement of various parts of the eye and the potential sight threatening complications but also due to the medicolegal implications. Having a systematic approach to the patient of trauma in the acute setting will help identify the area of damage and manage it for optimal outcome. Triaging and giving necessary emergency care in these cases is extremely essential to salvage the eye and even prevent endophthalmitis often times. Understanding the medicolegal aspects are extremely essential as it's not enough to just manage these cases to the best of our ability but also document it to avoid legal hassles at a later date. This instruction course encompasses various aspects of trauma management with specific essential to-do's at each step by experts in the field in an easy to understand case based and video format.

1. Surgical management of corneoscleral tears (8 mins) : Sharon Dsouza
2. Managing retinal trauma and Intraocular foreign body (8 mins) : Poornachandra B.
3. Approach to orbital trauma and fractures (8 mins) : Sumeet Lahane
4. Traumatic optic neuropathy, latest in management (8 mins) : Anusha Arvin
5. AI route to understanding trauma better (8 mins) : Gairik Kundu
6. Medicolegal aspects of ocular trauma (8 mins) : Anand Vinekar

Panel Discussion : (15 mins)

DAY 03 - SATURDAY





IC265 - Role of Ocular Perfusion pressure In Glaucoma

Jatinder Singh Bhalla - New Delhi

Date : 16-03-2024

Time : 09:45 - 11:00

Hall : HALL 6 (Mini Aud.) (Level 1)

Glaucoma is a progressive optic neuropathy of unknown origin. • Traditionally, diagnosis and treatment has been directed towards the control of \uparrow IOP, which is the most important risk factor. Some glaucoma patients continue to progress despite the medical lowering of IOP or at IOP in the low teens in NTG. Glaucoma represents a spectrum, where mechanical damage cause damage at high IOP and vascular factors cause damage at lower IOP levels. However, both factors are inter-related as an \uparrow in IOP \downarrow the blood flow to the optic nerve head and vice versa. Recent population-based studies have found low OPP to be a risk factor for development of OAG & Cause of glaucoma progression even after reaching an optimal IOP. Circumstantial evidence of vascular involvement in glaucoma has now been bolstered by experimental evidence.

1. Introduction (10 mins) : **Jatinder Singh Bhalla**
2. The Concept of Ocular Perfusion Pressure (15 mins) : **Kiran Bhanot**
3. Glaucoma trials & studies in favour of role of ocular perfusion pressure (15 mins) : **Jatinder Singh Bhalla**
4. Evidence in favour of role of Ocular perfusion pressure (10 mins) : **Vineet Sehgal**
5. Instruments to evaluate ocular blood flow (15 mins) : **Nawab Zishan Farooqui**
6. Triple drug fixed-dose combination in glaucoma management – An Indian innovation (10 mins) : **Jatinder Singh Bhalla**

DAY 03- SATURDAY





IC110 - Comprehensive Management of Diabetic Retinopathy

Ajit Babu Majji - Hyderabad

Date : 16-03-2024

Time : 09:45 - 11:00

Hall : HALL 7 (Mini Aud.) (Level 1)

Main Objective is to educate PGs and GPs regarding Management of DR and help them, contribute towards Prevention of Blindness due to DR. Patients with PDR and DME associated with deranged systemic parameters. Details will be presented. Clinical presentation and classification, especially, Various grades of DR will be shown, so that audience can orient for an appropriate clinical staging. Role of diagnostic modalities in various grades of DR will be dealt with. Clinical examples to help attendees, identifying various Biomarkers and counsel for prognosis. PRP is the standard of care for PDR. The procedure, complications, follow-up and supplemental photocoagulation will be discussed. Role of Anti VEGFs and Steroids will be detailed along with pros and cons. Surgery is an option for advanced PDR and recalcitrant DME. Results and beneficial effects of Surgery will be discussed. By the end of the IC, the delegates will be confident in Management of DR at a Peripheral Center

1. Systemic Parameters and Their Management In (10 mins) : **Kim Ramasamy**
2. Clinical presentation and classification in patient of (10 mins) : **Ajit Babu Majji**
3. Diagnostic evaluation in and DME (10 mins) : **Vishali Gupta**
4. Lasers in and DME, management of recurrences (10 mins) : **Ajay Aurora**
5. Role of Anti VEGFs and Steroids in PDR and DME (10 mins) : **Rajiv Raman**
6. Surgical management of (10 mins) : **Sangeet Mittal**

Panel Discussion : (15 mins)

Glaucoma 360 degree

**Chairpersons : Manoj Mathur, Rita Dhamankar,
Meenakshi Dhar, Sunil Jain**

Date : 16-03-2024

Time : 09:45 - 11:00

Hall : HALL 2 (Level 2)

1. Glaucoma Progression and target IOP : **Digvijay Singh**
2. Neuroprotection in Glaucoma : **Deepak Edward (USA)**
3. Yoga and Glaucoma : **Sandeep K Mittal**
4. Structure-function correlation in Glaucoma : **Manoj Mathur**
5. SLT as primary therapy in Glaucoma : **Suman Biswas (UK)**
6. Role of Cataract surgery in Glaucoma : **Pankaj Agarwal (UK)**
7. Advanced Glaucoma - Monitoring and follow up : **Mohd. Mady (Egypt)**
8. Landmark Studies in POAG : **Shweta Tripathi**

Each Talk is 8 mins





Asia Pacific Strabismus and Pediatric Ophthalmology Society (APSPoS)

Chairpersons : T. S. Surendran, Sonal Farzawandi

Date : 16-03-2024
Time : 09:45-11:00
Hall : HALL 2A (Level 2)

- | | | |
|--------------------------------------------------------------|---|------------------------|
| 1. Pediatric cataract surgery - not a child's game | : | Sumita Agarkar |
| 2. Hyperactive child with an improper gait - a visual jumble | : | Kaushik Murali |
| 3. Unusual hypotropia - more than meets the eye | : | Ng Wei Yan |
| 4. Simple problem- simple solution | : | T. S. Surendran |
| 5. Caution : Elderly patient ! | : | Deepa Taranath |

DAY 03- SATURDAY





POSTER PODIUM PRESENTATION

Orbit & Oculoplasty

Judges: Swarup Pathak, Chittam Senthil Nathan, Sonali V. Kumar, Akshay Nair, Gupta Ramesh Chandra

Date : 16-03-2024
Time : 09:45 - 11:00
Hall : Hall 2B (Level 2)

[FP142] - Relationship between margins and recurrence of periocular malignancies at BMEC, Birmingham, UK; **Chief & Presenting author :** **Yajati Kumar Ghosh (G09979)**

[FP421] - Clinical Profile of cases with orbital pyomyositis- A largest case series; **Chief & Presenting author :** **Farheena Kulsum (F23558)**, Narena Patidar

[FP438] - Efficacy Of Lacrimal Gland Botulinum Toxin Injection In Intractable epiphora: A Case Study; **Chief & Presenting author :** **Isha Uday Nirgudkar (I25039)**, Isha Uday Nirgudkar

[FP489] - Use of sodium tetradecyl sulphate in managing orbito palpebral cyst as alternative for surgery; **Chief & Presenting author :** **Himanshu Gaikwad (G21426)**, Dev Kumar Tekam, Sandeep Pal, Narena Patidar

[FP492] - Curcumin As An Adjunct In Treatment Of Thyroid-Associated ophthalmopathy; **Chief & Presenting author :** **Swati Goyal (S24692)**, Nibha Mishra, Apjit Kaur

[FP602] - Use of new alternative techniques in dealing with ptosis in special situations.; **Chief & Presenting author :** **Mohan Gowda K.R (G27058)**, Niveditha Hanumegowda, Sundeeep, Raghuraj Hegde

[FP1346] - Orbital IgG4-related disease: A histopathological paradox; **Chief & Presenting author :** **Deepthi Elizabeth Kurian (D20268)**, Kaustubh Mulay, Santosh G.Honavar

[FP1436] - Comparing TED Treatments: Weekly EUGOGO vs. 3-Weekly Intravenous Methylprednisolone -An RCT Analysis; **Chief & Presenting author :** **Ankita Aishwarya (A20469)**, Rachna Agarwal

[FP2248] - Oral mucous membrane graft with synthetic orbital implant for the management of contracted socket; **Chief & Presenting author :** **Sonal P Yadav (C14278)**, Rahul Deshpande

[FP2796] - Hiding In Plain Sight - An Ocular Prosthesis And An MRSA Infection.; **Chief & Presenting author :** **Shifa Oosman (S27951)**, Faraz Irfan, Siddharth Karan

[FP2868] - The Clinicopathological spectrum of IgG4 -Related orbital disease and management outcomes; **Chief & Presenting author :** **Raghu-raj Hegde (H14510)**, Shruthi Mk, Smitha K S, Gupta Roshmi

[FP2931] - Evaluation of Topical Timolol Gel in the Management of Periocular Pyogenic Granulomas; **Chief & Presenting author :** **Siddhartha Rao B.S. (S26000)**, Neelam Pushker, Rachna Meel, Mandeep Singh Bajaj

DAY 03 - SATURDAY





IC581 - Tackling capsular Tears head - on : Video Odyssey

Om Parkash Rohit - Amritsar

Date : 16-03-2024
Time : 09:45 - 11:00
Hall : HALL 1 (Level 2)

Video-based course, interspersed with interactions, will highlight the challenges associated with both anterior and posterior capsular tears. Videos will emphasize the management strategies for anterior capsular tears using safe phacoemulsification techniques and flap motility sign. Videos will show signs of posterior capsule rupture (PCR), immediate maneuvers, vitrectomy approach, PCR occurrence and management strategies during hydrodissection, nuclear emulsification, cortex removal, posterior capsule polishing, and IOL implantation, capsular tears in FLACS, optimal use of fluidics, posterior capsular hexis pearls, IOL scaffolding, conversion to MSICS, pre-existing PCR in posterior polar cataracts, and iatrogenic tears following anti-VEGF injections and VR surgery. Videos will depict strategies for different IOLs, including premium IOLs in the presence of capsular tears, indications for secondary IOL in the presence of PCR, and management of a decentered IOL with PCR.

1. Anterior capsular Tears challenge Diverse Challenging Scenarios Arising After PCR (40 mins) : **Om Parkash Rohit**
2. Posterior Capsular Tear: Not All Is Lost (20 mins) : **Tushya Om Parkash**

Panel Discussion : (15 mins)

DAY 03- SATURDAY





IC502 - Mastering Ophthalmic Photography and Videography: A Comprehensive Instruction Course

Kshetrapal Arun - Ajmer

Date : 16-03-2024
Time : 09:45 - 11:00
Hall : HALL 1A (Level 4)

These visual media are valuable tools that aid in diagnosis, documentation, education, research, and patient communication. They are not only essential for documenting the progress of eye diseases and treatment outcomes but also benefit medical students, residents, and ophthalmologists. In this course we will be covering on ways to set up imaging for Slit Lamp and Microscope. Course will also cover finer aspect of capturing perfect photographs and videos. Along with this fundus photography and Ultra Wide Field imaging of the retina will also be discussed. We are all aware that video editing is a vital component in the creation of high-quality, engaging, and effective video content. In this course we will be discussing about various ways to edit videos and make an effective film. This course is meant for all those who want to learn about Ophthalmic Photography and Videography.

1. Introduction to Ophthalmic Photography and Videography (5 mins) : **Kshetrapal Arun**
2. Exploring Diverse Approaches to Slit Lamp Photography (12 mins) : **Kshetrapal Arun**
3. Mastering the Subtle Art of Microscope Videography (12 mins) : **Satish Shet**
4. Becoming Proficient in Fundus Photography and Unveiling the Significance of UWF Fundus Photography" (12 mins) : **Shishir Agrawal**
5. Uncovering the Craft of Video Editing and Popular Video Editing Software (12 mins) : **Suven Bhattacharjee**

Panel Discussion : (15 mins)

DAY 03 - SATURDAY





MAGIC OF SICS 1

Chairpersons	:	Jagannath Boramani, Nitin Verma	Date : 16-03-2024 Time : 09:45 - 11:00 Hall : Hall 1B (Level 4)
Co chairperson	:	Parikshit Gogate, Debasish Bhattacharya	
Convener	:	B N R Subudhi	
Co-Convener	:	Deepak Mishra	
Moderators	:	Prakash Marathe, Sabyasachi Pattanayak	
Discussants	:	Usha Johari, Purendra Bhasin, Madhuri Dixit, O P Agarwal	

- | | | |
|----------------------------------------------------------------------------------|---|------------------------------|
| 1. Milestones in the Journey of ISMSICS (6 mins) | : | Jagannath Boramani |
| 2. Incisions in SICS (6 mins) | : | Nayana Potdar |
| 3. Nucleus Management in MSICS (6 mins) | : | Aarti Heda |
| 4. AC Maintainer: The Third Surgical Hand (6 mins) | : | Kimaya Chavan |
| 5. Blumenthal's MiniNuc Technique (6 mins) | : | Neeta Dodwad |
| 6. Boramani's Endoexpression of Nucleus (6 mins) | : | Pranava Kodial |
| 7. The Art of Capsulorhexis (6 mins) | : | Jagadeesh Reddy Bandi |
| 8. Topical MSICS: Tips and Tricks (6 mins) | : | Jayashree Baruah |
| 9. Maximising the Impact of ISMSICS on Surgery Outcomes on Global Stage (6 mins) | : | Nitin Verma |
| 10. Snare the (6 mins) | : | Arpit Shah |

Panel Discussion : (15 mins)

DAY 03- SATURDAY





POSTER PODIUM PRESENTATION

Community / Social Ophthalmology

Judges: Atul Kumar Singh, Swati Upadhyaya, K. ilango, Gulam Ali Kamdar, Gayatri Dasari

Date :16-03-2024
Time : 09:45 - 11:00
Hall : Trade Hall A
Trade Area Level 1

[FP49] - Phacotrabeculectomy versus small incision surgery trabeculectomy in glaucoma patients; **Chief & Presenting author : Mithun Thulasidas (T20871)**, Paraali Shah

[FP144] - The 2023 outbreak of viral conjunctivitis: Epidemiological perspectives; **Chief & Presenting author : Samrat Chatterjee (C07146)**, Deepshikha Agrawal, Monalisa Mohapatra, Anil Gangwe

[FP867] - Donor profile, mode of collection and tissue profile of voluntary vs HCRP corneal donation.; **Chief & Presenting author : Pragya Ahuja (P24290)**, SK Basak

[FP1120] - DIGIROP-Birth Model calculator for prediction ROP treatment; **Chief & Presenting author : Rajvin Samuel Ponraj (P20063)**

[FP1348] - Environmental Sustainability of Outreach & Telemedicine at a Tertiary Eyecare Centre in South India; **Chief & Presenting author : Hari Bhadari Anand (A26696)**, Dayakar Yadalla, Radhika P V, Rengaraj Venkatesh

[FP1462] - A study of patient outcome with tele/physical consultation during and after the COVID-19 pandemic; **Chief & Presenting author : Kavita Rajan Bhatnagar (B09257)**, Jyoti Shakrawal, Manjari Tandon

[FP1707] - Learnings from a 17-year-old eye bank at a tertiary eye care center in south India;

Chief & Presenting author : Rashmita Ravisan- kar (R22759), Josephine Christy S

[FP2063] - Novel inflammatory modulation of ocular surface following consumption of probiotic; **Chief & Presenting author : Naren Shetty (S17536)**; Pooja Khamar, Rohit Shetty

[FP2531] - Visual Profile of children With Special Needs In an Early Intervention & Rehabilitation Centre; **Chief & Presenting author : Priyarthi Pradhan (P21563)**, Darshana Rathod, Uppal Gandhi, Nayana Potdar

[FP2766] - Epidemiological characteristics of fungal keratitis in the Barak Valley of Assam.; **Chief & Presenting author : Devajit Deka (D26467)**, Surabhi Prasad, Srawani Sarkar

[FP3130] - Disparity in Disability percentages assigned by the primary and tertiary centres for PwD quota; **Chief & Presenting author : Puja Hingorani - Bang (P12274)**, Meghana Kandi

[FP3160] - Epidemic keratoconjunctivitis amongst Health care workers - knowledge, attitude and practice pattern; **Chief & Presenting author : Sonali Prasad (S23332)**, Ashok Kumar Meena, Gautam Singh Parmar





POSTER PODIUM PRESENTATION

Squint

Judges: Tanie Natung, Kavita Porwal, Sudesh Kumar Arya, Jaspreet Sukhija, Sudhir Singh

Date :16-03-2024
Time : 09:45 - 11:00
Hall : Trade Hall B
Trade Area Level 1

[FP1342] - Superior rectus transposition for treatment of Esotropic Duane Retraction syndrome; **Chief & Presenting author : Kuldeep Kumar Srivastava (S06431)**

[FP1471] - Challenges, Successes and Failures in the surgical management of CFEOM patients; **Chief & Presenting author : Nandhini V (N28286)**, Raman Yenugandula

[FP1615] - Clinical outcome of strabismus surgery in few cases of Acute Acquired Concomitant Esotropia (AAE); **Chief & Presenting author : Aparajita Banerjee (A21479)**

[FP1660] - A retrospective review of consecutive exotropia in tertiary care eye centre; **Chief & Presenting author : Tishya Vepakomma (T22218)**, Sampada Kulkarni Irlekar

[FP2140] - Helveston syndrome and Its Patient Tailored Surgical Management- A case Series; **Chief & Presenting author : Pragya Bhattacharjee (P27070)**, Raman Yenugandula

[FP2178] - Strabismus Surgery in Elderly: Worth The Trouble? Results of an objective and Subjective Analysis; **Chief & Presenting author : Neena R (M12228)**

[FP2288] - Surgical Demonstration of Modified Nishida's Procedure; **Presenting author : Shanmugha Abirami.S (S27551)**, Chief author : Subramanya Kota, Ravi Bypareddy, Shashidhar S., Hebbale Ramakrishna Shwetha

[FP2307] - LID Of Horizontal Recti On ASOCT and AL And Its Correlation With Comitant Strabismus; **Chief & Presenting author : Ankita Maan (A27623)**, Siddharth Agrawal

[FP3104] - Comparision of hangback vs conventional recession of extraocular muscle for squint surgery; **Chief & Presenting author : Nitisha Khare (N25330)**, Shah Kalpit Pravinbhai, Swati bhattacharjee

[FP3123] - Motor Outcomes of Three Muscle Surgery for Large Angle Squint: Apilot Study; **Chief & Presenting author : Reena Gupta (G12626)**; Neebha Anand, Rohan Madan, Sanskriti Agarwal

DAY 03- SATURDAY





AIOC Theatre - E-Poster (Cataract / Cornea) - 16th

Chairpersons : Smita Narayan, Amit Kumar Mahajan

Date : 16-03-2024
Time : 09:20 - 10:05
Hall : AIOC Theatre 1

[FP708] - A Flawless Lash

Chief & Presenting author : Swapnil Modak (M25564), Merlin Benzy

[FP768] - Study on indications, complications and visual outcome in simple limbal epithelial transplantation

Chief & Presenting author : Shilpi Kumari (S28188), Anu Malik, Alka Gupta

[FP882] - An unusual case of bilateral conjunctival ulcer post dengue fever: A Case Report

Chief & Presenting author : Kanishk Khare (K23703), Puneet Johri, Anurag Kumar Kashyap, Akanksha Sinha

[FP1113] - A Rare Case of Spontaneous Intraocular Lens Dislocation: Extraction and Sequential Management

Chief & Presenting author : Shreya (S27174), Madhu Shekhar, Avitesh Kumar, Rishwa Hariyani

[FP1178] - A new technique of doing capsulorhexis in intumescent lenses

Chief & Presenting author : Avitesh Kumar (K26269), Praveen Khuntia, Lipokyanger Longkumer

[FP1489] - Infections after Descemet Stripping Automated Endothelial Keratoplasty surgery

Chief & Presenting author : Sayali Shaha (S27653), Nisheeta S. Agarwala, Rashmi Shukla

[FP2121] - Novel approach -Corneal melt post chemical injury

Chief & Presenting author : Shital Nannaware (S26287)

[FP2447] - Correction of pre-existing astigmatism-effect of OCCI combined with Astigmatic keratotomy

Chief & Presenting author : Shital Kadam (S28192), Abhishek Sharma, Purva Valvekar-Date, Agarwal Manojkumar

[FP2789] - Let's open the curtains

Chief & Presenting author : Maxwell Silva (S27587), Kastur Punse

[FP2846] - Magical effects of glycerin used per-operatively to enhance visualization in cases of corneal edema.

Chief & Presenting author : Shalu Byadwal (S28393), Smriti Pandey, Purva Valvekar-Date, Agarwal Manojkumar

[FP2982] - The prevalence of microbial keratitis presenting to a tertiary care hospital in North India

Chief & Presenting author : Pranita Matani (P24633), Bela S. Pawar, Pranita Matani



AIOC Theatre - E-Poster (Community / Social Ophthalmology / Comprehensive Ophthalmology)

Chairpersons : Roopa B.S., Tripti choudhary

Date : 16-03-2024
Time : 09:00 - 09:30
Hall : AIOC Theatre 2

[FP781] - smartphone photography in ophthalmology

Chief & Presenting author : Rakshit Agrawal (A25272)

[FP994] - A Dancer in the Posterior Chamber- A case report on Weill Marchesani Syndrome

Chief & Presenting author : JOTHISARAN V (V28229), Padmapriya Ramdas, M. Hemanandini

[FP1651] - Assessing Macular Thickness in PCO Patients Undergoing YAG Capsulotomy : A prospective study

Chief & Presenting author : Karuparthi Vasavi (K27451)

[FP1727] - Spectrum of presumed ocular tuberculosis: A case series

Chief & Presenting author : Puja Jha (P17205)

[FP1776] - Prevalence of low vision in adults and its epidemiological factors: A cross sectional study.

Chief & Presenting author : Riya Udhani (R28324), Preeti Wadekar, Vidya Bhojane, Dr.Shubhangi Sathe

[FP2245] - Surgical challenges in complicated cataract with neovascularisation and secondary glaucoma

Chief & Presenting author : Rana Jamil (R26212), Sagarika Patyal

DAY 03- SATURDAY





IC588 - Anti-VEGF's Which ? / When?? / Where ???

Lalit Verma - New Delhi

Date : 16-03-2024

Time : 11:00 - 12:15

Hall : Hall 3 (Level 0)

Since their introduction in 2004 Anti VEGF's here revolutionized the management of various retinal vascular diseases. Today, the market is flooded with so many Anti-VEGF agents that it becomes difficult to choose which to choose when and for how long. Problem is further compounded by the entry of multiple biosimilars. Differential rates and schemes by companies further add to the confusion. This course will attempt to scientifically demystify some of these issues.

- | | | |
|-------------------------------------------------------|---|-----------------------|
| 1. Brief overview (5 mins) | : | Lalit Verma |
| 2. How to diagnosis DME with Anti VEGF's (12 mins) | : | Mallika Goyal |
| 3. Wet ARMD – What is our choice & protocol (12 mins) | : | Dinesh Talwar |
| 4. Biosimilars – Have they filled the gap (12 mins) | : | Ashish Sharma |
| 5. Economics Aspects (Schemes & Baits) (12 mins) | : | Lalit Verma |
| 6. Abuse of Anti VEGF (10 mins) | : | Avnindra Gupta |

Panel Discussions (12')

DAY 03- SATURDAY





NIKON-OPTOS- Utility of Optos Ultra-Widefield Imaging in Clinical Practice and Disease Management – NOW with RGB

Chairman: Dr. Debasish Bhattacharya
Moderator: Dr. Chaitra Jayadev

Date : 16-03-2024
Time : 11:00 - 12:15
Hall : Hall 4 (Level 0)

1. Symposium and Panelist Introduction (2') : **Chaitra Jayadev**
2. The Optos Experience (3') : **Debashish Bhattacharya**
3. Optos utility in Disease Management (8') : **Chaitra Jayadev**
4. UWF imaging in clinical practice: Improving the management of retinal vascular diseases (8') : **Rajiv Raman**
5. How Multimodal Ultra-Widefield imaging combined with Peripheral OCT in Silverstone has refined disease management in my practice (8') : **Vatsal Parikh**
6. Recent Advances in Multimodal Ultra-Widefield Imaging - Color RGB and Peripheral OCT (20') : **Srinivas Satta**
7. ROP imaging with Optos (6') : Dr. Subhadra Jalali (Introduction about Book)

ROP Book Launch (4 mins)

Quiz (5 mins)

Panel Discussions (10')

DAY 03- SATURDAY





OPHTHALMIC PREMIER LEAGUE- (OPL)

(A team video competition on managing ophthalmic complications)

Date : 16-03-2024
Time : 11:00 - 12:30
Hall : Hall 5 (Level 0)

The Ophthalmic premier league (OPL) symposium is akin to the Indian Premier league games but with a difference as the OPL is connected to ophthalmology. The idea here is to have 4 teams with 4 captains. Each team will sport their team jersey. Each team will have totally 4 members with each getting 4 minutes to show their most challenging case through videos. Each team will be given a total of 18 minutes. There will be a good discussion on each case for the remaining time. The winning team will be awarded the AIOS-OPL-2024 trophy.

The awards given will be from judges and from audience votes .

The categories will be

1. Best entertainer
2. Best Video
3. Best Team

EACH PLAYER HAS ONLY 4 MINUTES TO SHOW THEIR VIDEO AND THE TEAM HAS 18 MINUTES IN TOTAL.

Moderator: Amar Agarwal

Chairman: Harbansh Lal, Lalit Verma, S Natarajan, Samar Basak

Judges- Jeewan Titiyal, Debasish Bhattacharya, Ragini Parekh, Vardaman Kankaria, Pradip Kumar Mohanta

Match referees: Arup Chakrabarti , Krishna Prasad Kudlu, J S Bhalla, Elankumaran P, CV Gopal Raju

Umpires: Manoj Mathur, Tinku Bali, Piyush Bansal, M Vanathi, Shrinivas Joshi, Amit Porwal

CONFIDENT CAPSULES

Namrata Sharma- Captain
Gaurav Luthra- Vice Captain
Rajesh Sinha
Priya Narang

MIGHTY MULTIFOCALS

T P Lahane- Captain
Rohit Om Parkash - Vice Captain
Anagha Heroor
Satyajit Sinha

DIVIDE AND CONQUER

Mahipal Singh Sachdev – Captain
Partha Biswas - Vice Captain
Chitra Ramamurthy
Santosh Honavar

CRAZY CHALLENGERS

Mohan Rajan- Captain
Prashant Bawankule– Vice- Captain
Srinivas Rao
Harshul Tak

DAY 03- SATURDAY





Retinopathy of Prematurity: Three decades later, where are we?

Chairman: Rajvardhan Azad

Co-Chair: Mangat Ram Dogra, Subhadra Jalali

Moderator: Anand Vinekar

Date : 16-03-2024
Time : 11:00 - 12.15
Hall : Hall 8 (Glass Room 1)
(Level 0)

- | | | |
|-----------------------------------------------------------------|---|-------------------------|
| 1. India's Journey with ROP - from 1994 to 2024 | : | Rajvardhan Azad |
| 2. Screening the vulnerable: changing national paradigms | : | Mangat Ram Dogra |
| 3. How to become a ROP screener - tracing the trail of training | : | Anil Gangwe |
| 4. Who, when and how to treat ROP -What changed in 30 years | : | Parijat Chandra |
| 5. How to set up an ROP program using technology and passion | : | Anand Vinekar |
| 6. Not the end of the road – Rehab, Resources, Recent advances | : | Karobi Lahiri |
| 7. Logistics of ROP training Increasing manpower | : | Subhadra Jalali |

Discussion : 5 minutes

AIOS International Session : Cataract & Refractive Surgery Challenges

Chairpersons : Mohan Rajan, D Ramamurthy,
Ayan Mohanta, Kamal Kapoor

Date : 16-03-2024
Time : 11:00 - 12.15
Hall : Glass Room 2
(Level 0)

- | | | |
|------------------------------------------------------------------------------------------|---|-----------------------------|
| 1. Life begins at 33CM: Is your PCIOL Ready? (8 mins) | : | Virendra Agarwal |
| 2. How pupil size and centration affect trifocal and EDOF IOLs (8 mins) | : | Uday Devgan |
| 3. Fibrous Anterior Capsules (8 mins) | : | Ronald Yeoh |
| 4. Cataract Surgery in Patients with Corneal Disorders: Tips to Avoid the Traps (8 mins) | : | Anthony Aldave |
| 5. Myopia and presbyopia: Current surgical options (8 mins) | : | Miguel Morcillo |
| 6. Reducing dysphotopsia (8 mins) | : | Jod S Mehta |
| 7. Phakic IOL in low to moderate myopia | : | Ananth Doddaramgowda |
| 8. My clinical experience with Evolux – Enhanced monofocal IOL | : | Arup Bhaumik |

DAY 03- SATURDAY





IC488 - 'Real world applications of Corneal Diagnostics': A case based approach

Amit Gupta - Panchkula

Date : 16-03-2024
Time : 11:00-12:15
Hall : HALL 3A Under Ramp
(Level 0)

Diagnostic modalities of the cornea have expanded exponentially in the last few years. In addition to the well-established role of corneal topography/tomography, anterior segment OCT and specular microscopy, newer modalities include swept source ASOCT, corneal epithelial thickness mapping, advanced imaging and quantification of the tear film, corneal biomechanics measurements and ray tracing aberrometry. With an ever increasing number of corneal and lens based surgeries being performed worldwide, component keratoplasty replacing full thickness transplants, and advances in the management of keratoconus/other ectatic diseases, each of these diagnostic modalities can play a specific role in enhancing patient outcomes. This course will aim to demonstrate the clinical applications of these diagnostic modalities in the 'real world' scenario through a case based approach with ample time being provided for audience interaction.

1. Introduction: Why all ophthalmologists need to sensitise themselves to the newer technology (5 mins) : **Amit Gupta**
2. Elevation based tomography with Pentacam: Practical applications (10 mins) : **Amit Gupta**
3. Ray Tracing aberrometry for Corneal and Lens-based Refractive Surgeries (10 mins) : **Anchal Thakur**
4. Corneal Epithelial Mapping- Role in keratoconus and screening for refractive surgery (10 mins) : **Chintan Singh (Malhotra)**
5. Swept Source ASOCT: Applications for the anterior segment surgeon (10 mins) : **Sonam Yangzes**
6. Corneal biomechanics: need of the hour (10 mins) : **Rishi Mohan**
7. Tear film diagnostics (Lipiview and Lipiflow) (10 mins) : **SK Basak**

Panel Discussion : (10 mins)

DAY 03- SATURDAY



IC142 - Diagnostic challenges in Neurophthalmology

Leila Mohan - Kozhikode

Date : 16-03-2024
Time : 11:00 - 12.15
Hall : HALL 4 A Under Ramp
(Level 0)

Neurological problems in ophthalmology are challenging diagnostically and therapeutically. Conditions of ocular motility in relation to supranuclear diseases are not uncommon and crucial in diagnosis. Subtypes in optic neuritis vary in management and prognosticating them long term. A pale disc which is very common in children are quite a dilemma. Diplopia is a commonly encountered issue which needs arduous work up. As ophthalmologists we often come across situations where visual loss is not explained by our routine clinical examination. All these situations are decoded by the faculty in this session which is of utmost importance even for a general practitioner.

- | | | |
|------------------------------------------------------------------------------------------|---|---------------------------------------|
| 1. Management of optic neuritis (10 mins) | : | Rohit Saxena |
| 2. Unexplained vision loss in a child (10 mins) | : | Sumita Agarkar |
| 3. Investigating a patient with double vision (10 mins) | : | Meena Chembil
Kakkitampara |
| 4. The patient with internuclear and supranuclear disorders of ocular motility (10 mins) | : | Neena R |
| 5. Investigating pale disc in a child (10 mins) | : | Leila Mohan |
| 6. Anisocoria (10 mins) | : | Roohi M |

Panel Discussion : (15 mins)

DAY 03- SATURDAY





Presenting different cases of varied diagnosis, discussing about phacodynamics, management etc

Dr. Arundhati Pande

Date : 16-03-2024

Time : 11:00 - 12.15

Hall : HALL 5A Under Ramp (Level 0)

Working in a medical college gives a big spectrum to discuss from clinical features and its management of various cases of cataract and its management. This course is meant to give you various presentation of cases. Basic discussion about phacodynamics would like to discuss how did we overcome difficult situations.

- | | |
|----------------------------------------------------------------------------------------------|-------------------------------|
| 1. Basics of phacodynamics (min 8) | : Monica Shah |
| 2. Influence of corneal incision site on astigmatism after Cataract surgery (min 8) | : Monica Shah |
| 3. SICS in complicated cataract (min 8) | : Soniya Jagtap |
| 4. Surgical outcome of iris claw lens in complicated cataract surgery (min 8) | : Soniya Jagtap |
| 5. Clinical and surgical profile of cataract surgery in pseudo exfoliation eyes (min 8) | : Kanchan Bala Rathore |
| 6. Surgery for Posterior Lenticonus Cataract (min 8) | : Kanchan Bala Rathore |
| 7. Familial aniridia with bilateral developmental cataracti with macular Hypoplasia. (min 8) | : Arundhati Pande |
| 8. Sturge weber syndrome (min 8) | : Arundhati Pande |

DAY 03- SATURDAY



IC546 - Resurgence of surface ablations - towards safety!

Mohita Sharma - Noida

Date : 16-03-2024
Time : 11:00 - 12.15
Hall : HALL 6 (Mini Aud.)
(Level 1)

In 1995, the U.S. Food and Drug Administration (FDA) approved the excimer laser for use in laser vision correction as photo refractive keratectomy (PRK). Because of slow healing, pain, and the risk of the vision-threatening haze associated with PRK, the industry quickly adapted a thin, lamellar corneal-flap procedure. LASIK addressed the shortcomings of PRK by promising rapid visual recovery, low pain, and a low risk of haze. And despite the fem to second laser and newer microkeratomes that offer the surgeon new choices and improvements in corneal-flap procedures, the risks associated with LASIK, have prompted a resurgence of surface ablation techniques. More biomechanical stability with less risk of ectasia and less dry eye are among the top reasons for the resurgence. The chance of LASIK-flap complications favors surface ablations. Good candidates for surface treatment are patients with a high risk of flap complications, thin corneas, and those with non-orthogonal astigmatism.

- | | | |
|-----------------------------------------------------|---|------------------------------|
| 1. Surface ablation - why resurgence? (10 mins) | : | Surabhi Priyadarshini |
| 2. Phototherapeutic Keratectomy (10 mins) | : | Arushi Garg |
| 3. Transepithelial PRK (10 mins) | : | Mohita Sharma |
| 4. Role of epithelial mapping (10 mins) | : | Pooja Khamar |
| 5. Haze - causes and management (10 mins) | : | Alia Yamin |
| 6. Pain management with surface ablations (10 mins) | : | Anisha R |

Panel Discussion : (10 mins)

DAY 03- SATURDAY





Childhood Myopia : Management

Chairperson : Mingguang He

Co- Chairperson : Rohit Saxena

Convenor : Jitender jethani

Moderator : Lav Kochgaway

Date : 16-03-2024
Time : 11:00 - 12.15
Hall : HALL 7 (Mini Aud.)
(Level 1)

Keynote Address : Use of intracameral Phenocaine : Harbansh Lal (10')

Panelists : Damaris Magdalene, Rishikesh Mayee, Anin Sethi, Reena Gupta

1. Optical interventions for myopia : **Jyoti Mataliya**
2. How effective is Atropine treatment : **Sumita Agarkar**
3. Unanswered questions in myopia : **Rohit Saxena**
4. Repeated low-level red-light therapy
A new treatment for myopia control : **Mingguang He**

Each Talk is 10 mins

DAY 03- SATURDAY

Royal Australian and New Zealand College of Ophthalmologists (RANZCO)

Date : 16-03-2024
Time : 11:00 - 12.15
Hall : HALL 2 (Level 2)

1. A plan for equity of eye care in Australia and New Zealand – 2030 and Beyond : **Grant Raymond**
2. Retinal paraneoplastic syndromes : **Peter Hadden**
3. Management of dry AMD : new horizons ,new strategies : **Nitin Verma**
4. What are the most important lessons in uveitis from 2023? : **Peter McCluskey**
5. Clinical translation of ophthalmic genomic knowledge : **G Kumaramanickavel**





IC86 - Phakic lenses !! Perfecting outcomes !!

Date : 16-03-2024
Time : 11:00 - 12.15
Hall : HALL 2A (Level 2)

Sonu Goel - Jaipur

Course deals with prepop evaluation patient selection ,sizing , video based tips and tricks for icl placement, . It describes all available phakic lenses in the world market with advantages and trucks to deal with them managing complications long term outcomes setting up of phakic iol setup and branding this all will be dealt with the most experienced and volume surgeons in India

1. Choosing the right patient and right sized Lense (10 mins) : **Kamal Bandhu Kapur**
2. Maximising outcomes with icl (12 mins) : **Sonu Goel**
3. ICL in low diopters vs lasik vs lenticule (10 mins) : **Pooja Khamar**
4. My experience with indian phakic lenses (10 mins) : **Sheetal Brar**
5. Long term outcomes with icl (12 mins) : **Sanjay Chaudhary**
6. Setting up phakic Lense practise how to build up (10 mins) : **Krishna Prasad Kudlu**

Panel Discussion : (11 mins)

DAY 03- SATURDAY





POSTER PODIUM PRESENTATION

Pediatric Ophthalmology

Judges : Manjushree Bhate, Rishikesh Mayee, Rajesh Sahay, Raman Yenugandula, Kavita Porwal

Date : 16-03-2024
Time : 11:00 -12:15
Hall : Hall 2B (Level 2)

[FP454] - Blinding ROP: The needs for habilitation training packages; **Chief & Presenting author : Suraj Singh Senjam (S17785)**, Praveen Vashist, Vivek Gupta, Parijat Chandra

[FP841] - Knowledge, Attitude & Practice in Parents of Amblyopic children and providing Relevant Education.; **Chief & Presenting author : Monalisa Saha (M22737)**, Lavanya G S, Mouttapa Fredrick, Veena Kannusamy

[FP956] - Comprehensive Analysis of Factors Influencing Surgical Outcomes in Traumatic Pediatric Cataracts; **Chief & Presenting author : Aditya Sethi (A17392)**, Sahebaan Sabharwal Sethi, Reena Sethi

[FP1286] - Outcomes of Cataract surgery with toric intraocular lens implantation in children.; **Chief & Presenting author : S.Aisha Raza (S22231)**, Sumita Agarkar

[FP1338] - Results of Combined Trabeculotomy-Trabeculectomy for Primary Congenital Glaucoma; **Chief & Presenting author : Kuldeep Kumar Srivastava (S06431)**

[FP1931] - Comparison of low dose vs half dose Ranibizumab in Aggressive Retinopathy of Prematurity; **Chief & Presenting author : Manasi Tripathi (M22350)**, Rajpal, Rohan Chawla, Parijat Chandra

[FP2122] - Comparing the outcomes of different hydrophobic IOLs in pediatric cataract surgery; **Chief & Presenting author : Abhishek Shah (S28121)**, Kaushambi Ranpara, Rupal Twinklekumar Shah, Bushra Jahan

[FP2199] - A Retrospective analysis of Visual axis opacification rate after pediatric cataract surgery; **Chief & Presenting author : Prajakta Thakur (P28158)**, Lavanya G S, Mouttapa Fredrick, Veena Kannusamy

[FP2822] - Ophthalmic manifestations and treatment outcomes of craniosynostosis in south east India.; **Chief & Presenting author : Vivekanand Warkad (W11524)**, Ramesh Kekunaya, Virender Sachdeva, Tripathy Devjyoti

[FP2867] - Endo-illuminator in pediatric cataract surgery – A guiding light for beginners in a dark tunnel; **Presenting author : Sumitha Muthu (S22217)**, Chief author : B. A. Maithri, Jyoti Matalia, Sumitha Muthu

[FP3027] - Clinical outcomes of retro-pupillary iris claw IOL Fixation in pediatric age group; **Chief & Presenting author : Tavishi Singhal (T25927)**

DAY 03 - SATURDAY





IC75 - Horror Show in Cataract Surgery !

Dr. Partha Biswas - Kolkata

Date : 16-03-2024
Time : 11:00 - 12.15
Hall : HALL 1 (Level 2)

This course deals with EXTREME GRADES of difficulty in cataract surgery , innovative techniques and management by the surgeons. The instructors will present a four minute video on such extreme situations and the panel will discuss subsequently alternate possibilities in such scenario. The importance of preoperative evaluation , intra operative tips and tricks, innovative management and the improvement of outcomes in such situations will be discussed at length with clear take home messages.

- | | | |
|--------------------------------------------|---|-----------------------|
| 1. Extreme Hard Cataract (4 mins) | : | Arup Bhaumik |
| 2. Distressed Cornea and Cataract (4 mins) | : | Soham Basak |
| 3. Subluxated Cataract (4 mins) | : | Gaurav Luthra |
| 4. Traumatic Cataract (4 mins) | : | Partha Biswas |
| 5. IOL Dislocations (4 mins) | : | Minu M. Mathen |
| 6. Posterior Capsular Rupture (4 mins) | : | Ritika Sachdev |

Panel Discussion : (36 mins)

Eye and Contact Lens Association, INC (ECLA)

Corneal Ectasias : Experience Around the World

Moderators : Sonal Tuli, Vishal Jhanji

Date : 16-03-2024
Time : 11:00 - 12.15
Hall : HALL 1A (Level 4)

- | | | |
|---------------------------------------------------------------|---|-----------------------------------|
| 1. Do RGPs have an impact on progression of corneal ectasias? | : | Shizuka Koh (Japan) |
| 2. Corneal Aberrations in Corneal Ectasias | : | Takefumi Yamaguchi (Japan) |
| 3. Outcomes of Collagen Crosslinking | : | Sujata Das (India) |
| 4. What is different about post-LASIK ectasia? | : | Vishal Jhanji (USA) |
| 5. Keratoplasty for Corneal Ectasias | : | Sonal Tuli (USA) |

DAY 03- SATURDAY





Tele of Ophthalmology Society of India (TOSI)

Date : 16-03-2024
Time : 11:00 - 12.15
Hall : HALL 1B (Level 4)

Chairman : BNR Subudhi
Co Chair : Dinesh Garg
Moderators : Manoj Mathur, Chittaranjan Mishra
Convenor : Tarun Panda

Panelists : Sohini Ghosh, Senthil T., Madhuri Dixit

Introduction : Satanshu Mathur

- | | | |
|---------------------------------------------------------------------|---|----------------------------|
| 1. Blind free India my Dream | : | S.Natarajan |
| 2. Teleophthalmology in ARMD | : | Abhisek Sachdeva |
| 3. AI for Diabetic Retinopathy Screening | : | Rajiv Raman |
| 4. Technology in Retina | : | R Kim |
| 5. AI Based Smartphone Apps in Ophthalmology | : | Inder Mohan Rustagi |
| 6. Smart Evolution of Teleophthalmology with Augmented Reality & AI | : | Prasanna Venkatesh |
| 7. Teleophthalmology Set up | : | Sabyasachi Patnaik |
| 8. Concluding Remarks | : | Jayant Das |





POSTER PODIUM PRESENTATION

Comprehensive Ophthalmology

Judges : Goswami Anshuman, Mahesha S, Sujeet Kumar Mishra, Sudeep Das, Bithi Chowdhury

Date : 16-03-2024
Time : 11:00 -12:15
Hall : Trade Hall A
Trade Area Level 1

[FP348] - Trash to technological triumph:INDIGO-Universal slit lamp-mounted Indentation Gonioscopy Photography; **Chief & Presenting author : Atul Bhirud (B17395)**, Avinash Mishra, Anchal Tripathi, Mohini Agrawal

[FP1234] - Comparison of retinal imaging using smart phone and Indirect ophthalmoscopy in emergency wards.; **Chief & Presenting author : Rajneel Bhattacharjee (B23857)**, Namrata Shree

[FP1425] - Comparative Analysis of SC Depot Steroid to Topical Steroids and NSAIDS in phacoemulsification; **Chief & Presenting author : Haripriya Aravind (H09250)**, R. D. Ravindran, Shivkumar Chandrashekharan, Madhu Shekhar

[FP1491] - Hyperthyroidism & its association with intraocular pressure & dry eye in rural area; **Chief & Presenting author : Ramya Katari (R27507)**, Krishna Chaitanya Pasula

[FP1543] - Ocular complications in children of nephrotic syndrome on oral corticosteroids; **Chief & Presenting author : Sanat Kumar (K28156)**, Ruchi Goel, Kirti Singh

[FP1606] - Perception of faculties on Online Medical Education-A Questionnaire-based study.; **Chief & Presenting author : Ravindra Kumar Chowdhury (C10268)**, Sarita Behera, Sharmistha Behera, Jayashree Dora

[FP1817] - Thesis to publication-unveiling hurdles in the pursuit of publication from a resident's perspective; **Chief & Presenting author : Subhashini Balasubramanian (S26433)**, Rengaraj Venkatesh, S.Bala Murugan

[FP1955] - Effects of Alpha-adrenergic antagonists on iris parameters: Operative challenges in cataract surgery; **Chief & Presenting author : Rishi Sharma (S14528)**, Meenu Dangi, Ishan Aggarwal, Jaya Kaushik

[FP2439] -Writathon in ophthalmology - A catalyst to the residents' drive for academic growth anddevelopment.; **Chief & Presenting author : Aditya Anand (A22453)**, S. Bala Murugan, Rengaraj Venkatesh

[FP2491] - Comparison of pre and post mydriatic pupil size in diabetics vs non diabetics; **Chief & Presenting author : Pratiksha Mali (P25276)**, Mohd Anash Pathan, Sharda Punjabi, Hema Joshi

[FP2546] - Comparison of feedback and guiding questions to facilitate reflective writing in undergraduates; **Chief & Presenting author : Shruti Hegde (H13607)**

[FP2642] - Distriburion of Ocular Foreign Bodies According To Extended Betts classification; **Chief & Presenting author : Vedant Rajoriya (R25522)**, Jigar Joshi, Mehul Shah, Shreya Shah

DAY 03- SATURDAY





POSTER PODIUM PRESENTATION

Trauma

Judges : Chandana Kakati, Viral Shah, Gaurav Kapoor, Birendra Prasad Kashyap, Jaya Kaushik

Date : 16-03-2024

Time : 11:00 -12:15

Hall : Trade Hall B

Trade Area Level 1

[FP159] - Predictive factors for structural and functional outcomes of 25G PPV for removal of posterior IOL; **Chief & Presenting author : Ashish Markan (M19049)**, Ramandeep Singh, Mohit Dogra, Basavaraj Tigari

[FP748] - A clinical analysis of ocular injuries in school going children.; **Chief & Presenting author : Varsha Bhagat (V26221)**, Priya Suman, Jennifer Gagrai, Rahul Prasad

[FP752] - Delayed diagnosis of Intraorbital Foreign Bodies – 6 years retrospective study on 18 cases; **Chief & Presenting author : Joyeeta Das (D11894)**, Nibedita Das

[FP2176] - Does Travelling Distance to Hospital Has Impact Of Visual Outcome In case of Ocular Trauma? **Chief & Presenting author : Raj Vador (V26006)**, Mehul Shah, Shreya Shah

[FP2293] - Management, challenges and outcome in Unrecognized Retained Intraocular Foreign body: A case series; **Chief & Presenting author : Shivangi Singh (S23821)**, S.P. Singh, Vinod Kumar Singh, Maurya R. P.

[FP2340] - Comprehensive review and clinical analysis of Tersons syndrome; **Presenting author : Thummathati sivapriya (S27504)**, Chief author : Ravi Bypareddy, B.N.Viswanath, Hithashree H.R., Hemalatha B.C.

[FP2475] - A Retrospective Analysis of Morphological Features In Non-Occupational Laser

Exposure Retinopathy; **Chief & Presenting author : Mandar Joglekar (J09632)**, Mahesh Ganpatrao Dalvi, Chintamani Khare, Girish Arun Gadre

[FP2619] - Effectiveness Of Scleral Tuck In Patients With Lens Abscess In traumatic Endophthalmitis; **Chief & Presenting author : Eram Tandel (E27554)**, Mehul Shah, Shreya Shah

[FP2778] - Rare Ocular Injuries By Bird Beak: Visual Outcomes And Factors affecting It; **Chief & Presenting author : Sushank Bhalerao (B15515)**, Sowjanya Vuyyuru, Rupesh Agrawal, Prerana A Shetty

[FP2955] - Spectrum of retinal injuries secondary to recreational lasers and their management; **Chief & Presenting author : Shrinivas M. Joshi (J12259)**, Apoorva A.G., Siddharth Maanju, Giriraj Vibhute

[FP3006] - Anterior Segment reconstruction with Artificial Iris & Toric SFIOL in traumatic globe rupture repair; **Chief & Presenting author : Anant Bhosale (B18943)**, Vignesh Raja, Rodney John Morris, Nidhi Bhosale

DAY 03 - SATURDAY





AIOC Theatre - Video (Anterior Segment - I)

Chairpersons : Mukta Sharma, Deepak Choudhury

Date : 16-03-2024
Time : 10:05 - 11.05
Hall : AIOC Theatre 1

[VT33] - a large intraoperative zonular dialysis during IOL implantation - managed
Chief & Presenting author : Diptesh Das (D16399)

[VT82] - "HARSHA-NAG" a new chopper in town .
Chief & Presenting author : Harshavardhan Patil (P16323), Jirge Prasad, Nagbhusan Chougule

[VT112] - Four quadrant sphincterotomy for rigid non-dilating pupil
Chief & Presenting author : Arti wankhade (A23940), G. V. N. Rama Kumar

[VT246] - Slow motion dynamic videography: A tool for the diagnosis of strabismus
Chief & Presenting author : F Tarannum (F26679)

[VT282] - Retro-fixated Iris Claw lens: From goat eyes to human eyes
Chief & Presenting author : Abhijay Luthra (L27695)

[VT299] - Surgical Techniques to Manage Post-Trabeculectomy Hypotony
Chief & Presenting author : Ayushi Agarwal (A25902), Tanuj Dada, Namrata Sharma, Nitika Beri

[VT352] - Ab Interno Schlemm's Canal Surgery- A guide to navigate the canal with precision
Chief & Presenting author : Apurva Nagtode (A24891), Rengaraj Venkatesh, Swati Upadhyaya

[VT395] - Giant conjunctival malignant melanoma associated with Xeroderma Pigmentosa-
Management
Chief & Presenting author : Dr. Kusumitha B (K22316), Neha Kumari, Neiwete Lomi

[VT517] - AFFORDABLE MIGS-TRAINING & SURGERY
Chief & Presenting author : Smita Narayan (S06954), Jayaprasad Bhaskaran, Rani Balamuralikrishnan

[VT573] - Twirls and whorls of Phaco.
Chief & Presenting author : Tejas Atnoor (A27744), Nilima Khochikar, Krishna Prasad R.

[VT584] - Escaping through the window and working behind the walls
Chief & Presenting author : Anoop Singh (A21792)

DAY 03- SATURDAY





AIOC Theatre - Diabetic Retinopathy/Vitreo-Retinal Diseases/ Uvea

Chairpersons : Rajiv Gandhi, Pushkar Dhir

Date : 16-03-2024
Time : 09.30 - 10.30
Hall : AIOC Theatre 2

[FP393] - Clinical spectrum of Tuberculous Uveitis : An enigma in a tertiary hospital

Chief & Presenting author : Dr. Anshu Jamaiyar (J26378), Mousmi Anand , Sunil Kumar

[FP674] - Vogt Koyanagi Harada Disease, managed by Peribulbar Steroids: Report of Two Cases

Chief & Presenting author : Sirisha Dogga (S27612), Pandurang Jadhav, Sikander Ali Khan Lodhi

[FP870] - Treatment of Retinal Arterial Macroaneurysm with Diode Laser - A Case Report

Chief & Presenting author : Aishwarya pallam (A28085), Pandurang Jadhav, Sikander AliKhan Lodhi

[FP1071] - Hyperbaric Oxygen Therapy For High Altitude Retinopathy

Chief & Presenting author : Swathi K. P. (S26761), Archana Singh, Srujana D, Raji K

[FP1139] - Synergistic retinal pathologies: Diabetic Retinopathy and covert impact of MDMA-Inducedhypertension

Chief & Presenting author : Ananya Dutta (A21444), Sonali

[FP1140] - Stand Out in Rarity

Chief & Presenting author : Mahalakshmi Anbazhagan (M28225), Mohan K., M.R.Chitra

[FP1209] - Retinopathy of prematurity : Occurrence of ROP in babies with low risk factor.

Chief & Presenting author : Pooja Sajjan (P28150), Priti Kapadia Gupta

[FP1242] - A simple sign of terminal illness , a case report of acute myeloidleukemia

Chief & Presenting author : Thanusha Durgasamudram (T27773), Ganganna Yerukala, Psv Saleem Basha, Satyanarayana Reddy Madduru

[FP1398] - Scleral melt in porphyria

Chief & Presenting author : Prabuvan Raja (R28237), Sheeja John, Smitha Jasper, DeepaJose

[FP1684] - A case of mistaken identity

Chief & Presenting author : Charisma Samuel (C28117), Sheeja John, Deepa Jose, Smitha Jasper

[FP2043] - Diabetic Papillopathy in a patient with Type II Diabetes Mellitus: A Case Report.

Chief & Presenting author : Dr.Vijaya Saharaja Rai (V28127), Saugata Saha, Souvik Banerjee

[FP2223] - Compare the Efficacy of Post Subtenon Steroids vs Intravit AntiVEGF Avastin in Diabetic Macular Edema

Chief & Presenting author : Dr.Abhishek Sharma (S28356), Shital Kadam, Sharma Bhagwati Prasad, Purva Valvekar-Date

[FP2243] - Study of CFT & its correlation with VisualAcuity after IVTA injection 4mg in diabetic macularedema

Chief & Presenting author : Roopa B.S. (R10884)

[FP2264] - Frosted branch angiitis in systemic lupus erythematosus

Chief & Presenting author : Kiri Hardikkumar Kherajbhai (K20322), Khushboo Chauhan, Mudit Tyagi

[FP2312] - Correlation of hypertensive retinopathy with cardiovascular disease

Chief & Presenting author : Tripti Choudhary (C16809), Sundeep, Mona Gautam, Niveditha Hanumegowda

[FP2813] - The marvelous effect of intravenous methylprednisolone in a casecrao: a case report

Chief & Presenting author : Raveesh Bindal (B26447), Indranil Saha





Deep Dive into DME with Brolucizumab

Moderator : Lalit Verma
International Speaker : Laura Sararols (Spain)

Date : 16-03-2024
Time : 12.15 - 13.30
Hall : Hall 3 (Level 0)

Introduction & Context Setting - Lalit Verma
Bridging the Unmet Need in DME with Brolucizumab Laura Sararols (Spain) TBD
My experience with Brolucizumab in DME - Gopal Pillai
"Panel Discussion : Gopal Pillai, Somdutt Prasad, Ajay Dudani
(Deep Dive into DME with Brolucizumab)"

Emerging trends in refractive surgery: The EVO way (STAAR)

Chairperson: Lalit Verma
Moderator: Dr Sonu Goel
Panel Members: Dr S Bharti, Dr D Anantha, Dr Arun Jain

Date : 16-03-2024
Time : 12.15 - 13.30
Hall : Hall 4 (Level 0)

EVO VIVA ICL launch

1. EVO VIVA ICL - A new addition to Presbyopia treatment : **Sri Ganesh**
 2. My Early Experience with EVO VIVA ICL : **Sanjay Choudhary**
 3. ICL as flagship – 30 years of success : **Mahipal Sachdev**
 4. The Road map for happy patients : **D Ramamurthy**
 5. Integrating and mastering ICL practice - Cataract surgeon perspective : **Partha Bishwas**
 6. Form Cornea to Lens – The Safety and Efficacy of ICL in Low to Moderate Myopia : **S Khokhar**
 7. Patients outcome with ICL in low to moderate myopia in Indian eyes : **Dr Vardhman Kankariya**
- Panel Discussion

DAY 03- SATURDAY





Biotech Session

Moderator : Radhika Tandon

Expert Panel : Pooja Khamar, Kasturi Bhattacharjee,
Gaurav Luthra

Date : 16-03-2024
Time : 12:30 - 13.30
Hall : Hall 5 (Level 0)

1. Achieving Brilliance in Trifocal Outcomes with BLISS Technology :
Optiflex Trio : **Namrata Sharma**
2. Creating a New Standard in Advanced Monofocal
Technology with Eyecryl Sert Toric–Expert’s View : **Rajesh Sinha**
3. The Clinical Practice of Phakic IOLs- My Practical Experience : **M Vanathi**

DRY EYE : Lubricants and Beyond

Panelists: Kunjal Sejpal, Sharon Dsouza,
M Vanathi, Paras Mehta

Date : 16-03-2024
Time : 12:15 - 13:30
Hall : Hall 8 (Glass Room 1)
(Level 0)

1. Overview of dry eye : Sayan Basu
2. Role of immunosuppressives in dry eye : Virender Sangwan
3. Dry eye in systemic diseases : Bhaskar Srinivasan
4. Nanomicellar topical cyclosporine
What everyone must know : Namrata Sharma
5. Immunomodulators in dry eye
Research to clinics : Rohit Shetty



AIOS International Session : Cornea Challenges

Chairman: GN Rao

Co-Chairman: Anthony Aldave

Convenor: Audrey Rustov

Moderator: Arundhati Anshu

Date : 16-03-2024
Time : 12:15 - 13.30
Hall : Glass Room 2 (Level 0)

1. Beyond Endothelial Keratoplasty: Novel Treatments for Endothelial Failure : **Anthony Aldave**
2. DALK in 2024 : **Jod S Mehta**
3. Corneal transplantation : India's challenge – : **GN Rao**
4. DMEK vs DSEK – Case selection : **Audrey Rustov**
5. IPCL phakic lens for the treatment of keratoconus : **Marta Calatayud**
6. DSAEK: Management of complications and Ling term outcomes : **Arundhati Anshu**
7. Application of visual optics to various corneal diseases; tips to achieve better vision after corneal transplantation : **Takefumi Yamaguchi**
8. 2X Panel discussion (Systane Hydration) : **Ayan Mohanta**

Each Talk is 8 mins

IC129 - All about Macular Diseases: Comprehensive approach in interpretation of various imaging modalities

Krishnendu Nandi - Kolkata

Date : 16-03-2024
Time : 12:15 - 13.30
Hall : Hall 3A Under Ramp (Level 0)

Macular imaging modalities in the present era enable us to diagnose and treatment a lot of vitreoretinal diseases. Still, we often miss lot of clues due to misinterpretation. As technology advances, it will exponentially increase potentiality to diagnose retinal disorders. Advanced diagnostic procedure generates high quality images and improves visualization of retinal and choroidal pathology. The method with which these images can be acquired has modified the diagnostic strategy. In this IC we will explore the application of different diagnostic modalities in macular pathologies. Autofluorescence, FFA and Widefield Angiography, ICG, SD-OCT, OCT A, Electrophysiology will be dealt in solving diagnostic dilemmas. Assessment and interpretation activity involve both technical dimension and an intellectual aspect. This IC will help clinicians to know logical method of analysis and interpretation of the clinical images.

1. Autofluorescence in Macular Pathologies (10 mins) : **Soumen Mondal**
2. Fundus Fluorescein angiography in Macular Diseases (10 mins) : **Santosh Mahapatra**
3. ICG in Macular Disease (10 mins) : **Krishnendu Nandi**
4. SD OCT in Macular Pathologies (10 mins) : **Rupak Roy**
5. OCT A in Macular Diseases (10 mins) : **Vedang Shah**
6. Electrophysiology in Macular Pathologies (10 mins) : **Aniruddha Maiti**

Panel Discussion : (15 mins)

Keynote Address by Mangat Ram Dogra : Which Anti-VEGFs to choose in DME (10 Mins)





Artificial Intelligence in Ophthalmology

Chairpersons : Mingguang He, Rupesh Agrawal

Date : 16-03-2024
Time : 12:15 - 13.30
Hall : Hall 4A Under Ramp
(Level 0)

- 1. Future of IOL calcs using AI and machine learning : **Uday Devgan**
- 2. Artificial intelligence in ophthalmology : From algorithm to real-world solutions and products : **Mingguang He**
- 3. Evolving role of Artificial Intelligence in Ophthalmology : **Rupesh Agrawal**
- 4. AI in Retina : Where are we today ? : **Sharat Hegde**

Each talk is 8 mins

IC177 - The Art & Science of Eyelid Reconstructions.

Raghuraj Hegde - Bangalore

Date : 16-03-2024
Time : 12:15 - 13.30
Hall : Hall 5A Under Ramp
(Level 0)

This instruction course (IC) is aimed at ophthalmologists who are presented with the need for reconstruction of eyelid defects arising from any of a variety of etiologies either traumatic, congenital, cancer or iatrogenic related. The instructors for this IC have extensive experience in the field and practice in a variety of settings all over the world. This course includes tackling congenital eyelid anomalies, offering an insight into congenital defects and the most effective reconstructive approaches. The complexities of post-traumatic eyelid reconstruction covering a spectrum of scenarios is then addressed. Surgical methods of repairing post-tumour excision defects are presented with a focus on preserving function, while achieving aesthetic outcomes. We focus on the nuances of reconstruction of challenging defects involving the medial canthal region. Lastly, we address the challenges of revising sub-optimal primary eyelid reconstructions that have resulted in suboptimal results.

- 1. Introduction of speakers and scope of the course (2 mins) : **Raghuraj Hegde**
- 2. Reconstructing the missing pieces : Eyelid Reconstructions in congenital eyelid deformities (12 mins) : **Meghana Anika Varde**
- 3. Fixing the Damaged Ones: Reconstructions in Peri-Orbital Trauma (12 mins) : **Prashant Oberoi**
- 4. Reconstructing back after Cancer: Eyelid reconstruction in Eyelid Tumours (12 mins) : **Yajati Kumar Ghosh**
- 5. Getting them in line: Correction of Medial Canthal deformities (10 mins) : **Raghuraj Hegde**
- 6. Optimizing outcomes: Revising suboptimal eyelid reconstructions (15 mins) : **Raghuraj Hegde**

Panel Discussion : (15 mins)





IC308 - Harry Potter's team is back to fight Voldemort of glaucoma with stronger treatment tools

Kirti Singh - New Delhi

Date : 16-03-2024

Time : 12:15 - 13.30

Hall : Hall 6 (Mini Aud.) (Level 1)

Harry Potter's trusted team terminates evil Voldemort's glaucoma by empowering ophthalmologists. Rational use of new medications taught by Prof. Moody with motto of "constant vigilance to conjunctival health. Evolving strategies monitoring glaucoma progression explained by planner Prof Dumbeldore. Operative modifications vintage trabeculectomy for longevity by safe-path treading Hermione Granger. Tailoring Schlemm's canal surgery to glaucoma and patient type by daring Harry Potter. Maximal utilization of tube shunts in difficult situations of advanced/ complicated glaucoma by trusted Prof. McGonagall. Role of lens/ iris parameters in angle closure glaucoma by out of box thinker Ginny Weasley. Effective therapy with new drugs, latest strategies to confirm glaucoma progression, latest concepts of lens/ iris parameters in ACG would be detailed. Surgical manoeuvres ensuring trabeculectomy longevity and what's new in tube shunts, Schlemm's canal surgeries will be discussed, with videos

1. Rational use of new anti-glaucoma medicines with eye on conjunctival health by Albus Dumbledore (10 mins) : **Monica Gandhi**
2. New strategies to detect glaucoma progression? Perimetry or imaging by Alastor Moody ! (10 mins) : **Annu Joon**
3. How do lens and iris parameters redefine surgical options and outcomes in glaucoma? (10 mins) : **Kirti Singh**
4. Long live trabeculectomy. New modifications for longevity and safety by Hermione Granger (10 mins) : **Sagarika Patyal**
5. Tube shunts are here to stay. But with what modifications ? Overtake by Prof McGonagall (10 mins) : **Vanita Pathak Ray**
6. Let's dare to go bleb free. Latest Schlemm's canal surgeries by Harry Potter (10 mins) : **Siddharth Dikshit**

Panel Discussion : (15 mins)

DAY 03- SATURDAY





IC412 - Phaco Follies- A crash Course on Surgical Mistakes

Deepak Megur - Bidar

Date : 16-03-2024

Time : 12:15 - 13.30

Hall : Hall 7 (Mini Aud.) (Level 1)

Intra-operative complications are inevitable and also an embarrassing part of surgeon's Life especially if they are unforced. In this course we try to dissect out the pathology of these unforced errors. Most complications can be minimised greatly by being knowledgeable, skill full and mindful and all of this can be learnt. This interactive Video course analyse different common & uncommon complications during phacoemulsification and highlights the whys and how's of them. Strategies to prevent these mistakes and manage these complications in a step by step manner will be demonstrated with high resolution video clips. Descemet's membrane detachments, Rhexis run off, posterior capsular tear, Nucleus Drop, Zonular dehiscence IOL related Complications etc will be highlighted. Importance of non technical causes like concentration levels, situational awareness and importance of taking appropriate intra operative decisions will be highlighted.

1. The library of most common mistakes by the trainee Surgeon (10 mins) : **Nidhi Patwardhan**
2. Corneal Complications during Phaco- (10 mins) : **Rishi Swarup**
3. Descemet Membrane Detachments and Rhexis split- the why's and How's— (10 mins) : **Samaresh Srivastava**
4. Posterior capsule & Zonular complications- my encounters (10mins) : **Bharathi Megur**
5. Capsular Bag and IOL Complications - Tips to Avoid and Manage (10 mins) : **Nivean M**
6. Understanding the pathology of unforced surgical errors (10mins) : **Deepak Megur**

Panel Discussion : (15 mins)

DAY 03- SATURDAY





Innovations

Moderator: Rohit shetty

Panel: Sheetal Brar, Poornachandra, Vineet Joshi

1. Why innovation should Travel from A TO Z
- 2.
3. 'The Novel 3D Cost-Effective Holographic Ophthalmic AI Metaverse With Augmented Reality'
4. Macular denervation Newer targets to Gene therapy
5. Revolution in Prasyopia correction: beyond Refractive-Diffractive Dichotomy
6. Gene therapy for Keratoconus - A reality
7. 3D PRINTED CORNEA

Date : 16-03-2024
Time : 12:15 - 13.30
Hall : Hall 2 (Level 2)

- : **Ashish Sharma**
- : **Praful Maharana**
- : **Prasanna Venkatesh**
- : **Thirumalesh**
- : **Prakyath Roop**
- : **Pooja Khmar**
- : **Sayan Basu**

Panel Discussion : (15 mins)

IC590 - Phaco Machine & Phaco Dynamics

Parul Singh - KANPUR

1. Phaco machine phaco needles and choppers (15 mins)
2. Power Modulation (15 mins)
3. Fluidics and surge controls (20 mins)
4. Parameters modifications in difficult and different situations (15mins)

Date : 16-03-2024
Time : 12:15 - 13.30
Hall : Hall 2A (Level 2)

- : **Urvija Choudhary**
- : **Amrita Sawhney**
- : **Parul Singh**
- : **Harbansh Lal**

DAY 03- SATURDAY





POSTER PODIUM PRESENTATION

Lacrimal

Judges : Shaloo Bageja, Urmil Chawla, Mihir Mishra, Shreya Shah, Bhawna Piplani

Date : 16-03-2024
Time : 12:15 - 13:30
Hall : Hall 2B (Level 2)

[FP14] - Imaging of the Proximal Lacrimal System by Optical Coherence Tomography (OCT); **Chief & Presenting author :** Ravi Ranjan (R10385), Amitabh Singh, Sunil Kumar Singh, Sudhir Kumar

[FP1054] - A comparative study of External DCR and Endonasal DCR in a tertiary eye care center of Eastern India; **Chief & Presenting author :** Monalisa Pati (M25458), Santosh Mahapatra, Aparna Dwibedy, Shweta Dhiman

[FP1194] - H vs U Shaped Flap Technique Of External DCR - Evaluation Of Surgical Outcome and Surgical Time; **Chief & Presenting author :** Namrata Shree (N23855), Rajneel Bhattacharjee

[FP1499] - Comparison of the pain scores between two nerve block techniques in External Dacryocystorhinostomy; **Chief & Presenting author :** Samir Mohapatra (M15211), Rath Suryasnata

[FP1600] - Use of Digital Otoscope as a nasal endoscopic tool and pedagogy instrument; **Chief & Presenting author :** Obaidur Rehman

(R25681), Sima Das, Elika Gupta, Shirali Gokharu

[FP2010] - long term outcomes of revision external dcr - 8 year study; **Chief & Presenting author :** Vidhya N. (V15960)

[FP2151] - Clinical Complications and Microbiological Profile of Lacrimal SAC as a Sequela To Dacryocystitis; **Chief & Presenting author :** Porishmita Baruah (P27005), Moushumi Majumder

[FP2595] - Microbiological & Histopathological study of Chronic dacryocystitis at tertiary care center in India; **Chief & Presenting author :** Niraj Kumar Yadav (Y28376), Nibha Mishra, Apjit Kaur

[FP2802] - Consensus building in treatment of NLD obstruction with concomitant cataract; **Chief & Presenting author :** Haimanti Choudhury (C10327), Shaik Mohammed Arif Mansoor, Menaka Devi Kharibam, Himadri Choudhury

DAY 03 - SATURDAY





IC496 - "CATARACT 360 degree" the current updates

Suhas Haldipurkar - Panvel

Date : 16-03-2024
Time : 12:15 - 13.30
Hall : Hall 1 (Main Aud.) (Level 2)

Cataract management is on the fast lane. so much is happening all the time.. it's high time we paused and took stock of the situation and updated ourselves. this course intends to bring together the top notch surgeons to discuss out the nitty gritty of making the surgery more efficient and safer. We have tried to look at this issue in 360 degree circle to make it more useful.

1. My current approach to tackling hard cataracts (12 mins) : **Anagha Heroor**
2. Why My Strike Rate Is 6\6 And N6 Most of The times (12 mins) : **Sandeep Nagvekar**
3. Current updates in edof technology (12 mins) : **Tanvi Haldipurkar**
4. Evolving lens technology and my approach (12 mins) : **Ramesh C.Shah**
5. Current updates in efficient and safe cataract surgery (12 mins) : **Suhas Haldipurkar**

Panel Discussion : (10 mins)

IC196 - How to select best refractive procedure for your patient

Sudhank Bharti - New Delhi

Date : 16-03-2024
Time : 12:15 - 13.30
Hall : Hall 1A (Level 4)

Refractive surgeon has a spectrum of techniques available to choose from. A comprehensive eye examination and some basic investigations are necessary for a complete information about the eye and helps the surgeon to select the most suitable procedure for the patient and to avoid complications. Laser based procedures like PRK, Trans PRK, LASIK, Lenticule extraction and lenticule insertion the lens based procedures like phakic IOL are sometimes unable to provide good visual acuity with long term safety. Corneal collagen crosslinking along with laser based surgery for borderline corneas and along with Intracorneal rings and CAIRS for forme fruste and stabilised keratoconus provides excellent uncorrected visual performance. Besides laser and lens based surgeries for routine cases, the course will discuss the advanced procedures for unusual cases to give utmost safety and efficacy. This course provides attendees the comprehensive knowledge to select best and safest procedure for the patient.

1. Introduction of the course and indications and limitations of various procedures (15 mins) : **Sudhank Bharti**
2. Corneal biomechanics and its role in selection of refractive technique (10 mins) : **Rohit Shetty**
3. Laser Based procedures, Safety and contraindications (10 mins) : **Bhupesh Singh**
4. Refractive surgery in Keratoconus (10 mins) : **Vardhaman Kankaria**
5. Lens based refractive procedures (ICL and Clear lens extraction) (10 mins) : **Purendra Bhasin**
6. Bi-optics and Tri-optics (10 mins) : **Sudhank Bharti**

Panel Discussion : (10 mins)





IC134 - A practical guide to Manage Corneal perforations: A case-based and video-assisted course!

Ashok Sharma - Chandigarh

Date : 16-03-2024
Time : 12:15 - 13:30
Hall : Hall 1B (Level 4)

Corneal perforations are ophthalmological emergencies those can have devastating outcomes. Corneal perforations may occur following infective, neurotrophic and autoimmune disorders. Corneal perforations may also occur following trauma and chemical injuries. Referrals to the tertiary care centres indicate that corneal perforations are either missed or treated inappropriately. Ophthalmologists should have high index of suspicion and perform Seidel's test to detect corneal perforations early. Choice of treatment option is determined by size, location and underlying aetiology of perforation. Small and medium sized corneal perforations are amenable to cyanoacrylate, fibrin glue and AMG. However, patch grafts, conjunctival pedicle grafts and therapeutic grafts are needed for large perforations. Case based presentations augmented with videos of techniques will give attendees a real time experience of managing corneal perforations and enable selecting case based treatment option judiciously

1. Aetiology, clinical diagnosis, workup and medical treatment of corneal perforation (5 mins) : **Ashok Sharma**
2. Cyanoacrylate adhesive in treatment of corneal perforations: Basic technique & challenging cases. (10 mins) : **Ashok Sharma**
3. Fibrin glue and amniotic membrane grafts for treatment of corneal thinning and corneal perforations (10 mins) : **Chintan Singh (Malhotra)**
4. Management of severe corneal thinning and perforations in advanced PUK patients using Banana-grafts (10 mins) : **Amit Gupta**
5. Management of corneal perforations in severe acute chemical injuries. (10 mins) : **Tuhin Chowdhury**
6. Therapeutic penetrating keratoplasty for management of corneal perforations (10 mins) : **Namrata Sharma**
7. Conjunctival pedicle grafts in the management of corneal perforations (10 mins) : **Arun Kumar Jain**

Panel Discussion : (10 mins)

DAY 03 - SATURDAY





POSTER PODIUM PRESENTATION

Cornea

Judges : Shahbaaz Mohd, Mohan Shalini, Shreesha Kumar K.,
Lalit Kumar Nepalia, Parul Chawla Gupta

Date : 16-03-2024
Time : 12:15 - 13:30
Hall : Trade Hall A
Trade Area Level 1

[FP502] - Clinico - microbiological Profile and treatment Outcomes of Actinomyces odontolyticus Keratitis; **Chief & Presenting author :** Mugundhan Rajarajan (R18461)

[FP536] - Predictability of corneal allograft rejection outcome: A decode using logistic regression analysis; **Chief & Presenting author :** Ashok Sharma (A04284)

[FP834] - Synthetic Corneal Endothelial Substitute: Results of Phase-2 Safety Evaluation Study; **Chief & Presenting author :** D Lionel Raj (L16453)

[FP893] - In-Lay keratoplasty for positive Vitreous pressure.; **Chief & Presenting author :** Shakeen Singh (S06180), Mehak Jasuja

[FP1032] - Title: Innovative strategies to manage large corneal perforations in absence of corneal donor tissue; **Chief & Presenting author :** Byanjana Bashyal (B24703), Ashish Kulshrestha, Anchal Thakur, Amit Gupta

[FP1091] - Clinico-Pathological Correlation of Corneal Keloids in children; **Chief & Presenting author :** Muralidhar Ramappa (M13058), Dilip Kumar Mishra

[FP1094] - Title: Ocular cicatricial pemphigoid withsystemicautoimmunedisases:Acaseseries; **Chief & Presenting author :** Haritha Goud Tallapelly (H27784), Anahita Kate

[FP1417] - Risk factors for dry eye in intensive care unit patients; **Chief & Presenting author :** Nanthene Rajmohan (N24968), Bhagwati Wadwekar, Renuka Srinivasan

[FP2542] - Comparison of Mesopic Visual Acuity, Contrast Sensitivity and Glare acuity Between PDEK and OPK; **Chief & Presenting author :** Alice Thomas (A25526), Nisha Sinha, Dhivya A.

[FP3110] - Keratoconus Family Screening for Studying Prevalence in 1st-Degree Relatives with Corneal Topography; **Chief & Presenting author :** Lokeshwari Aruljyothi (A17129), Manohar Babu Balasundaram, Sreeramyaa Palanisamy, Anuja Janakiraman

[FP3164] - Microbial keratitis and antibiotic sensitivity patterns - A retrospective analysis in Central India; **Chief & Presenting author :** Sonali Prasad (S23332)

DAY 03- SATURDAY





POSTER PODIUM PRESENTATION

Uvea

Judges : Mayur Moreker, Raju S., Sarita Beri,
Dudani Ajay Indur, Rupak Roy

Date : 16-03-2024
Time : 12:15 - 13:30
Hall : Trade Hall B
Trade Area Level 1

[FP46] - The Silent Assassin : Endogenous Fungal Endophthalmitis In The Covid 19 Era: A Case Series; **Chief & Presenting author : Subhojit Chakraborty (C24372)**

[FP76] - Double trouble: Endogenous endophthalmitis in a chronic one eyed VKH patient; **Chief & Presenting author : Jonathan Malcolm Chavan (C22412)**, R. Rathinam Sivakumar

[FP88] - Seronegative Rheumatoid Retinal Vasculitis; **Chief & Presenting author : Manishikaa T (M23834)**, Jyotirmay Biswas, Sree Keerti Ramavath

[FP138] - Comparing Combination therapy versus Systemic therapy for managing ocular Tuberculargranulomas; **Chief & Presenting author : Manisha Agarwal (A07736)**, Rawat Rashmi, Surabhi Gupta

[FP190] - Levofloxacin as a replacement to ethambutol in anti-TB regimen for ocular Tuberculosis; **Chief & Presenting author : Bhuvaneshwaran Vedapuri Eswaran (E22614)**, Jyotirmay Biswas

[FP315] - Single center experience of the impact of COVID-19 pandemic on 101 patients with uveitis on IMT; **Chief & Presenting author : Aditya Patil (P24917)**, Padmamalini Mahendradas, Ankush Kawali, Radhika Sriram

[FP346] - Out of One, Into Another- A Mysterious Case of Retinitis morphing into Chronic CSR; **Chief & Presenting author : Obuli N. Ramachandran (R18499)**, Shweta Singh, Soumya Jena, Gauri Khare

[FP485] - Suprachoroidal Triamcinolone- A Novel, Potent Local Therapy For non Infectious Uveitis; **Chief & Presenting author : Ditsha Datta (D25206)**

[FP1093] - Long term ocular complications of Vogt Koyanagi Harada disease:a study at a tertiary eye carecenter; **Chief & Presenting author : Nida Khan (N24451)**, Jyotirmay Biswas

[FP2055] - Capillary Ferning on Fluorescein Angiogram a non Behçet's Disease Pediatric Pars Planitis cohort.; **Chief & Presenting author : Aditi Joshi (A22150)**, Parthapratim Dutta Majumder

[FP2357] - Clarity in and about Pediatric Uveitic cataract surgery- Aetiology and Outcome.; **Chief & Presenting author : Sivagami Nachiappan (S20148)**

[FP2975] - Quantitative assessment of peripheral choroidal vasculature on UWF ICGA in posterior uveitis.; **Chief & Presenting author : Ashish Markan (M19049)**., Vishali Gupta, Aniruddha Agarwal



AIOC Theatre - E-Poster (External Eye & Ocular Surface Disease)

Chairpersons : Rakesh Shakya, Madhu Shekhar

Date : 16-03-2024
Time : 11:05 - 11:50
Hall : AIOC Theatre 1

[FP24] - Clinical Appearance versus Histopathological Diagnosis in Benign Soft Tissue Tumors of the Eyelid

Chief & Presenting author : Mukta Sharma (S16961)

[FP333] - To study the role of tear Matrix Metalloproteinase-9 in Diagnosis and Management of Dry Eye Disease

Chief & Presenting author : Jyoti Sharma (J22975), Raji K, Vinod Kumar Baranwal

[FP385] - Prevalence of Keratoconus among Patients with Vernal Keratoconjunctivitis

Chief & Presenting author : Poorani Rajendran (P26427), Rashmita Ravisankar, Josephine Christy S

[FP557] - Prevalence and associated risk factors of Pterygium in rural based tertiary care hospital.

Chief & Presenting author : Dr.Pradnya Vitthal Gawai (P20294), Sonali Shevgan, Kalpesh Patil, Prof.(Col) Rajendra Prasad Gupta

[FP1037] - Demographic and Epidemiological Study on Vernal Keratoconjunctivitis (VKC) in Southern Odisha

Chief & Presenting author : Deepak Choudhury (C20269)

[FP1184] - To Evaluate The Role Of tCSA After Pterygium Surgery In Tertiary Care Centre Of Jharkhand

Chief & Presenting author : Kumari Priyanka Verma (P26313), Rajiv Kumar Gupta, Neda Rahman, Nishtha Mishra

[FP1381] - assessment of serum vitamin d levels in dry eye patients.

Chief & Presenting author : Vijay Singh Mangawa (M27638), Devanshi Halwai, Twinkle Garg, Dr. Jaishri Murli Manohar

[FP2165] - A rare case of Posterior Scleritis

Chief & Presenting author : Divya Bhanu Devarapalli (D27903), Md. Nazarul Islam, Susmita Majhi, Shubhankar Suman

[FP2258] - dry eye disease in patients with primary and recurrent pterygium excision

Chief & Presenting author : Himanshu Gupta (G27663), Hari Lal Naik Ramavath

[FP2944] - AMserter- New Evolution in corneal vitality

Chief & Presenting author : Deena Babu (D26320), Deena Babu

[FP3112] - What lies underneath pushes its way to surface again: Post pterygium excision donor sitedilemma

Chief & Presenting author : Yash Gala (G21215), Neha Gandhi Madan

DAY 03- SATURDAY





AIOC Theatre - Video (Posterior Segment Videos)

Chairpersons : Madhu Shekhar, Ravish Vaishnav

Date : 16-03-2024
Time : 10:30 - 11:15
Hall : AIOC Theatre 2

[VT36] - WHAT LIES BENEATH!

Chief & Presenting author : Anjana Mirajkar (A27421), Navneet Mehrotra, Manish Nagpal

[VT41] - Shades of vitreous

Chief & Presenting author : Rajiv Gandhi (G16366)

[VT161] - PLUG THE LEAK !

Chief & Presenting author : Pushkar Dhir (D18132), Arun Bhatti, Parikshit Dhir, Ronel Soibam

[VT174] - I was going to make it simple, but complications felt good.

Presenting author : Akshi Sharma (A24565) ,Chief author : (Maj). Naveen K., Dr.Bhavik Panchal

[VT210] - FEVR: Better Late Than Never

Chief & Presenting author : Anand Temkar (T27993), Vaidehi Sathaye, Manish Nagpal, Navneet Mehrotra

[VT571] - Suprachoroidal haemorrhage management

Chief & Presenting author : Dr.Kalaivani Jayakumar (K24215), Ashraya Nayaka T.E.

[VT599] - Challenging case of Phacodonesis with NS3 gr operated with SICS with PCIOL with anteriorvitrectomy

Chief & Presenting author : Ankur Sharma (S27730), Sakshi Lochab, Manisha Nada

[VT614] - Tips & tricks of dealing with vasculitic tractional retinaldetachment!!

Chief & Presenting author : Amruta Vijay More (M18724), Alok Sen





Tips and Tricks: Saviours in Anterior Segment Surgeries

Chairpersons : Rajesh Sinha, Namrata Sharma

Date : 16-03-2024
Time : 13:30 - 14:45
Hall : Hall 3 (Level 0)

Cataract Surgery

Surgery Situation I: Posterior Polar Cataract

Situation II: Subluxated Cataract

Situation III: Cataract Surgery in Eyes with corneal Opacity/ disorders

Situation IV: Traumatic Cataract with Iridodialysis

Corneal Surgery

Situation I: Superficial Corneal Opacities

Situation II: Opacities involving whole stroma

Situation III: Endothelial disorders

Situation IV: Endothelial disorders with Aphakia

Situation V: IOL considerations in Corneal Triple Procedures

Refractive Surgery

Situation I: Steep Cornea No topographic evidence of KC

Situation II: Phakic IOL or Clear lens extraction & Trifocal

Situation III: Borderline Case scenarios for decision making

Situation IV: KC stable 28 years – doesn't want CL

Situation V: Suction loss – LASIK & SMILE ---- Different stages

DAY 03- SATURDAY





Russian Ophthalmological Society

Date : 16-03-2024
Time : 13:30 - 14:45
Hall : Hall 4 (Level 0)

Malyugin B., Kalinnikova S., Nefedova O. (Moscow)

Femtosecond-laser assisted technologies for LSD epithelium reconstructive surgery

Antonova O., Ostrovskiy D., Borzenok S., Malyugin B. (Moscow)

Transplantation of native corneal endothelial cells in an in vitro experiment.

Golovin A., Nefedova O., Müller F. (Moscow, Russia; Port, Switzerland)

Femtosecond technologies and kerato-prosthesis

Izmailova S., Arutyunyan L., Suchkova V. (Moscow)

New technologies in the treatment of keratoconus

Batkov Y., Sinitsyn M., Yelakov Y. (Cheboksary)

Addressing refractive needs of patients with cataract and corneal pathology through IOL's modular design.

Katmakov K., Pashtaev A., Pashtaev N., Pozdeyeva N., Rascheskov A. (Cheboksary)

Micro- and macroperforations: how to perform femtolaser-assisted deep anterior lamellar keratoplasty without switching to a penetrating corneal keratoplasty?

Boiko E., Mirsaitova D., Titov A. (St. Petersburg)

The use of low-energy femtosecond laser corneal incision parameters for refractive surgery results improvement.

DAY 03 - SATURDAY



AIOS - Honouring International Heroes

Date : 16-03-2024
Time : 13:30 - 14:45
Hall : Hall 5 (Level 0)

NAME	AWARD
Aarti Heda	YO SINMAL travel grant at 37th Singapore Malaysia Joint meeting
Aditya Kelkar	Rhett Buckler trophy for the best surgical video at Seattle by the American Society of Retina Specialists in 2023 ; Title : Solving the quintuple - successful management of case of recurrent retinal detachment with Giant retinal tear,coloboma, hypotony,macular hole and PVR
Aditya Patil	Prof. Narsing A. Rao Best Paper Award at the Emirates Uveitis and Retina Update and Uveitis Society (India) Conference held at Abu Dhabi, UAE on 29-30 September 2023. Title : "Single center Experience of the Impact of COVID-19 Pandemic on 101 patients with Ocular Inflammation on Immunomodulatory and Biological Therapies (SIMCO Study)"
Aditya Sethi	Awarded the honour of invited and qualified as " best lecture " of the refractive and traumatic sessions respectively. Titles : 1. Retrospective Analysis and Review of Literature of Traumatic Pediatric Cataract Surgery From A Tertiary Center in North India (Trauma session) 2. Outcomes and Analysis of Refractive Surgery in Children (refractive session) Poland by Poland Ophthalmology Society. 15th International Symposium "Advances in diagnosis and treatment of Corneal disease" held on 2-April-2023 in Katowice
Adwaita Nag	John Gaby Research day prize for the best fellow research day paper at the 65th annual departmental research day -
Amar Pujari	"Best of show" award for my physical poster at the "American Association for Pediatric Ophthalmology and Strabismus" (AAPOS) on 2nd April 2023. Title : Evaluation of True muscle transplant versus novel hang back recession in extra-large angle exotropia: A randomised comparative clinical trail.

DAY 03- SATURDAY





Amit Kumar Deb

Runners-up award Free Paper Session-II at the 16th South Asian Academy of Ophthalmology Conference at Ukulhas

Title of the study: Incidence, perinatal risk factors and the role of insulin-like Growth factor-1 and postnatal growth failure in the development of retinopathy of prematurity in babies weighing less than 1500 grams at birth.

Ankita Aishwarya

Best Video Award in The 14 APVRS Congress

Title : Evisceration by Equatorial Sclerotomy Technique.

Ankita Sharma

Women Ophthalmologists Worldwide (WOW) & Women Ophthalmologists Society (WOS) of India for Poster Podium presentation

Anushree Bhatkal

Travel grant for a paper in APACRS 2024.

Poorva Ayachit

August Deutman award for best video at EURETINA 2023 at Amsterdam for the video

Title : "Trials and tribulations in complex pediatric retinal detachments".

Apurva Nagtode

APACRS Travel Grant for the year 2023

Aravind Haripriya

Best Paper Award in AAO 2023

Title : The Aravind pseudoexfoliation study : Ten-year postoperative results

Arvind Morya

- **Runner-Up Award for E-Poster Titled** - Effect of Asanas in Yoga on Intraocular Pressure of Practicing Healthy Individuals: A Prospective Observational Study
- Late Mrs. Laj Gupta Memorial Oration Award at 13th Annual Conference of ACOIN & International Assembly of Community Ophthalmologists, Bilaspur 22-24 September 2023 Certificate attached
- **Runner-Up Teachers of Tomorrow Team Award** at 5th Biennial International Conference of ISMSICS at Hyderabad, 17-19 November 2023.

Ashok Kumar Singh

Best Paper Award (Trainee award) at the United Kingdom Paediatric Glaucoma Society (UKPGS) meeting , London, UK, Jan, 2024

Title : Visual field indices in children with glaucoma compared to that in adult glaucoma patients with comparable retinal nerve fibre layer thickness.

Atul Kamath

Travel Bursary Award at ESCRS held at Vienna from 8 to 12 September 2023

Title : "Impact of Ocular Care Training of Nursing Staff on Incidence of Ocular Surface Disorder Among Intensive Care Patients"





Bharat Gurnani	ACOIN International Conference 2023 Bilaspur Commemorative Young <ul style="list-style-type: none">• Ophthalmologist Oration Award... Youngest and first to receive this award• Youngest Ophthalmologist and only 3rd Indian Ophthalmologist (after Dr. Mohd Javed Ali and Prof Rasik Vajpayee) to be included in the Editorial Board of the prestigious Journal of Clinical Ophthalmology (Auckland, New Zealand, Dove Medical Press)• Guest Editor- Clinical Ophthalmology- Advances in Refractive Surgery
Bharathi Megur	ASCRS 2023 Best teaching video runner up Title : Anterior Vitrectomy for Cataract Surgeons: FAQ s answered
Brijesh Takkar	Asia Pacific Vitreoretina Society (APVRS) award for best poster for the year 2023 Title : A large case series of hemi-retinal vein occlusion: Profile of a rare condition with associated morbidities
Debraj Shome	Appointment as Oral Examiner to the American Board of Facial Cosmetic Surgery
Deepak Megur	Award Winner at ASCRS 2023 - Best Video In house Production Title : When Less Is More
Deepak Mishra	Best paper as presenting author and Chief author free paper session in the SAO Annual Conference held in Maldives in 15-17 Sep 23 Title : Correlation between blood sugar level & sugar level in the extracted lens of diabetic & non diabetic cataract patients
Divakant Misra	Best video of 2023 in the Kirk Pack Surgical Library of Retina World Congress.
Ekgarata shukla	3rd Best Free Paper presentation in 5th Biennial World Conference of IMSICS (International Society of Manual Small Incision Cataract Surgery) held between 17th-19th November 2023 Topic: "Central corneal thickness changes following manual small incision cataract surgery versus phacoemulsification for white cataract."
G Natchiar	Padmashree Major Srishti Khullar Republic parade
Hage Angku	Won third prize in the category of the film festival- Surgical / Diagnostic, of the World Glaucoma Congress, 2023, held in Rome, Italy
Harsh H. Jain	APVRS 2023 Hong Kong - Prof. Yasuo Tano Travel Grants,





Harshit Vaidya	Best Poster discussion award at APAO 2023 in Kuala Lumpur Title: Evolving Academia, Research, teaching and education in ophthalmology & Miscellaneous
Hemanth Murthy	Best image award for Benign Familial Flecked retina at the American society Retina society meeting in Seattle in August 2023
Hiranmoyee Das	Participated in 2nd Edition of International Ophthalmology Conference” as a faculty & presented a paper entitled “Causes of papilledema in paediatric age group: A 11-year hospital-based study in North-eastern India”
Ikeda Lal	Won an award at ASCRS Film Festival 2023(runner up in the New producer/Young physician category for my film Title “Precision Pulse Capsulotomy: Pearls and Pitfalls”.
Jai Kelkar	Appointed as the examiner for FRCS
Joyeeta Das	Best of Show award video titled “Two Heads Are Better Than One — A Single-Incision Composite Levator-Mullers Frontalis Advancement for Correction of Severe Congenital Ptosis,” presented at AAO 2023, San Francisco, USA
Kirandeep Kaur	<ul style="list-style-type: none">• Winner of the EyeWiki 2023 International Contest• Inducted in the Editorial Board of Internation PubMed Indexed Journal Clinical Case Reports as Section Editor Pediatric Ophthalmology.
Kumar Doctor	Best Video Runner up in the In house production category at the ASCRS 2023 that was held in May 2023 at San Diego USA. Topic : The Joker: Demystifying the story of the manual CCC vs Femto CCC
KVeena	Grand Prize - ‘Wasteless – A Model for Green Cataract Surgery’ ASCRS 2023 Film Festival
Lional Raj	AAO Achievement Award, First place in 2023 ASCRS annual meeting “A Phase 2 on novel endothelial keratoprosthesis in chronice endothelial dysfunction : Interim trial reports <ul style="list-style-type: none">• Best of show award “Endothelial Ersatz” at AAO 2023• Best poster award at EUCORNEA “ Drug-depository contact lens hasten healing and minimize antimicrobial loading doses in bacterial keratitis: A Randomized controlled trial,• Best paper of session at 2023 ASCRS Annual Meeting San Diego, CA May 5-8 “ Drug-depository contact lens hasten healing and minimize antimicrobial loading doses in bacterial keratitis : A Randomized controlled trial





Madhu Uddaraju	Best poster award 2023, AAO Title : Selective Suture Knot Exposure in Kerato prosthesis the Double Advantage
Mahipal Sachdev	Guinness World Records Guinness book of records
Manju R Pillai	Best video award , educational/ public health category ; Title: THIS TOO SHALL PASS...
Manmeet Singh	BEST E-POSTER Runners Up Award at APACRS 2023, Singapore ; Title : Collagen Crosslinking for Microbial Keratitis
Maya Hada	Best video at the British Oculoplastic Surgery Society annual conference, 2023 at Oxford (19-21/7/23) Title : "Minimally invasive technique for the management of orbital hydatid cysts"
Mayur R. Moreker	"Dr. Carl Herbert travel Grant award for Best Free Paper" at the Emirates Uveitis and Retina Update and the Annual Meeting of Uveitis Society (India) held on 29th and 30th September 2023 at Abu Dhabi, UAE.
Naren Shetty	Best Paper at APAO: Can we improve the performance of extended depth of focus IOL's?
Nikhil Gandhi Pilot	Pilot
Obuli Ramachandran N	Best Video award at APVRS 2023.
Pooja Khamar	<ul style="list-style-type: none">• Best Paper ASCRS 2023: Applying understanding of Collagen in refractive assessment, treatment and outcomes ,• Awarded Top 10. Rising Stars Awarded by the Ophthalmologist• ASCRS Award Winner (CORNEAL ENDOTHELIAL PHOTOGRAPHY)• ASCRS Award Runner-Up (CORNEAL ENDOTHELIAL PHOTOGRAPHY)• ASCRS Award Honorable Mentions (CORNEAL ENDOTHELIAL PHOTOGRAPHY)• ASCRS Award Honorable Mentions (CORNEAL ENDOTHELIAL PHOTOGRAPHY) (No.2)• ASCRS Award Winner (FUNDUS PHOTOGRAPHY, HIGH MAGNIFICATION, 20°• ASCRS Award Honorable Mentions (OPTICAL COHERENCE TOMOGRAPHY)• ASCRS Award Honorable Mentions (OPTICAL COHERENCE TOMOGRAPHY) (No.2)• ASCRS Award Runner-Up (THE EYE OF ART)
Prasanna Venkatesh Ramesh	





- ASCRS Award Honorable Mentions (THE EYE OF ART)
- World Glaucoma Congress Travel Grant Awardee (Grant amount of 1000 Euros)
- World Glaucoma Congress - Poster Walk

Prashant Garg	Inducted into the “ Academia Ophthalmologica Internationalis ” (AOI) on 14th June 2023 in the meeting in Prague ; Group of 80 of the most eminent ophthalmologists in the world,fifth from India to be inducted into this group.
Prateek Nishant	Academic Mentorship Development Scheme (ADMS 2021-2022) by the Academy of Asia-Pacific Professors of Ophthalmology (AAPPO)
Prithvi Chandrakanth	Best scientific paper award Title: Slit Lamp based Intraocular lens microscope (S.L.I.M) : A point of care diagnostic tool for fungal hyphae detection
Puja Maitra	Awarded a Certificate of Achievement by Harvard Medical School in HMX Pro- Genetics (Genetics Essential and Genetic Testing and Sequencing Technologies) in June 2023.
Puneet Jain	“ECF Award for Academic excellence”for my work with the International, Multicenter, Conjunctival Melanoma Registry. ECF-travel grant for presenting our metastatic conjunctival melanoma work at AAO-2023.
Rahil Chaudhary	Became part of ESCRS APAC Refractive advisory board Guinness book of records Micro Vision Asia Book of Records for Glaucoma awareness
D Ramamurthy	Elected as a Member of the International Intra ocular implant club (IIIC).
Reema Bansal	2nd prize in Best Poster for “A rare case of Azathioprine-induced alopecia totalis and pancytopenia in a child with bilateral uveitis: Genetic predisposition due to NUDT15 mutation”
Ritica Mukherji	Best e-poster award in Cornea Title: Biomarker Enabled Specific Targeted Therapy in Ocular Surface Disease at ESCRS 2023, Vienna Austria.
Rohan Mehra	Received the trophy for the Best Film in Young Producer Category at ASCRS 2023 Film Festival for my film Title: ‘Lenticule Extracting Hydrocanula for SMILE Refractive Surgery’
Rolika Bansal	Best poster award 2023, AAO Title : Ru Plaque brachytherapy for ocular surface tumors with corneoscleral invasion





Rushad Shroff

Award for best paper of the session at the APACRS conference at Singapore in June 2023

Title: " Ocular surface Disease: Correlational Analysis of Signs and Symptoms using an AI based non invasive imaging modality.

R Venkatesh

Runners Up – 'Gateway to Safe Suture GATT' (Glaucoma Surgery Category) ASCRS 2023 Film Festival

Sahebaan S Sethi

Contribution: Dawn of MIGS and iStent Surgery In Indian Scenario ;

Recognition: Received as Best lecture of the session (International - Glaucoma) during the Symposium

Title : Well appreciated in the International session 15th International Symposium "Advances in the Diagnosis and Treatment of Corneal Diseases ", which was held on March 2nd to 4th, 2023 in Katowice, Poland,

Salil Kumar Mandal

Qualified in the American Academy of Ophthalmology 2022 October and ARVO 2023| April these are two famous international presentations

Samina Zamindar

Won an International award in the form of Best Video (SAO);

Title: Comprehensive Guide to Safe Cataract Surgery.

Sashwanthi Mohan

Awards/Honours received:

1. First Prize in Rapid Fire Presentation - Emirates Uveitis and Retina Update (EUVRE) and 24th Annual Meeting of Uveitis Society of India- Abu Dhabi, September 2023
2. Best Speaker Award- iTeach program by Sinjab Academy - August 2023
3. Awardee- EURETINA Mentorship Programme 2023/2024 - Amsterdam, October 2023
4. Ophthalmology KOL Influencer List - Media Mice Magazine - May 2023

Savleen Kaur

Pediatric Glaucoma and Cataract Family Association award for best paper/poster in the field of cataract at the 2023 AAPOS meeting

Title : Objective Assessment And Quantitative Analysis Of Pediatric Cataracts Using Optical Coherence Tomography: Correlation With Clinical Findings"

S Kavitha

Winner 2nd Prize in Film Festival, World Glaucoma Congress 2023

Shishir Agrawal

Reviewing for AJO Awarded for 22 reviews between January 2003 and November 2023





Shishir Verghese

South Asian Conference Ophthalmology 2023 - Maldives

1. Winner Poster podium presentation - Optic Disc oedema - Post intravitreal Brolucizumab for PCV
2. Winner Video presentation - Double trouble - Recurrent RD with PVR and macular hole

23rd EURETINA Congress 2023 - Amsterdam

1. August Deutmann Awards 2nd place for best Video - PICK & PEEL

16th Congress of APVRS (Asia Pacific Vitreoretinal Society)

1. Best Video Abstract Award - Visualizing the obscure: Chromophore assisted retinal break detection

Shivraj Tagare

Case report which was selected to be on the Wall of Fame of retinorocks of Retina World Congress

Shrinivas Joshi

Rhett Buckler Best Video award by American Society Retina Specialist (ASRS) 2023 at Seattle, USA.

Title: Retinal Mavericks

Simar Rajan Singh

National Institutes of Health (NIH) Award

Title of study - Anatomical Outcomes of Chandelier-assisted External Drainage for Globe salvage in Advanced Coats' Disease, Advances in Pediatric Retina 2023

Sujani shroff

Travel grant for world glaucoma congress for Paper on Presented: Digital revolution now on your smartphone!

Swati Upadhyaya

Runner Up Film festival, American Glaucoma Society 2023

Tanvi Haldipurkar

Best Paper of session at 35th APACRS Annual meeting

Title: Evaluation of the visual performance of Clareon IOL in patients with bilateral implantation targeted for mini monovision.

Tushya Om Prakash

1. The Posterior Polar bug video won first prize in the category of 'Educational' at the European Society of Cataract and Refractive Surgeons, Vienna 2023.
2. The Polar bug video won runner up award in the category of 'Cataract Complications/Challenging cases' at the Asia Pacific Association of Cataract and Refractive surgery film festival held at Singapore, 2023.



Tutul Chakravarti

A Recognition by the Ophthalmic Technology Assessments of the American Academy of Ophthalmology (AAO)–December 2023

Ophthalmic Technology Assessments of the American Academy of Ophthalmology (AAO),

“Evaluate new and existing procedures, drugs, and diagnostic and screening tests. The goal of the Ophthalmic Technology Assessment is to review the available research for clinical efficacy, effectiveness, and safety.”

Veer Singh

Rhett Buckler Award Winner at the 25th Annual ASRS Film Festival of American Society of Retina Specialists Annual Conference, Seattle, USA, July 28 - August 1, 2023.

Title: Sub-Foveal Cysticercosis— The Curse of the White Pearl!

Best Abstract Award (Video) at The 16th APVRS (Asia-Pacific Vitreo-retina Society) Congress 2023, Hong Kong, December 8 - 10, 2023.

Title: Sub-Foveal Cysticercosis - The Curse of the White Pearl!

Venkat Prabhakar

Best Scientific paper award, APAO 2023

Title: RETROCONJUNCTIVAL RF CAUTERY FOR CONJUNCTIVAL CHALASIS - A NOVEL TECHNIQUE.

Viji Rangarajan

Best video Oscar Award at the 1st World Society of Ophthalmic Plastic Reconstructive and Aesthetic Surgery Congress (WSOPRAS) on May 5 th- 7 th 2023 held in Dubai

Title: “ Eyes Are The Windows Of Soul “ - Bridging Extensive Upper Eyelid Colobomas

Vinit Tanwar

Award best video presentation at ESCRS 2023 vienna conference ;Title : Cataract Extraction After Corneal Perforation.

This video is part of the three best videos

Vivekanandan V. R.

Special Interest Category Winner -‘Flanges : Mjolnir of Ophthalmology’ ASCRS 2023 Film Festival

Yuganki Kush

“First Prize”for my surgical video at a Video competition session at ESCRS 2023, Vienna

Title: My First SMILE: Challenges Faced And Conquered!!

Zain Khatib

Best video runner up at ASCRS 2023 in Cornea category for my video

Title: “Planning Topography guided LASIK using a new vector mathematics based software”.





IC13 - Walk in Uveitis patients- a stepwise approach and management by general ophthalmologists

Jyotirmay Biswas - Chennai

Date : 16-03-2024

Time : 13:30 - 14:45

Hall : Hall 8 Glass Room 1
(Level 0)

A uveitis patient often poses a challenge to a general ophthalmologist regarding diagnosis, investigations and management. This instruction course (IC) will provide an algorithmic approach to all types of uveitis coming for the first time to a general ophthalmologist. What uveitis oriented history, laboratory, radiologic and ancillary tests should be done at primary eye care level and what treatment should be provided at first visit itself will be highlighted. This IC will also provide the guidelines when and which patient to refer to higher center or a uveitis specialist, Uveitis experts of more than 15 years of experience from various parts of the country will provide the guidelines with case based approach

1. Anterior uveitis : Don't think so simple (10 mins) : **Parthopratin Dutta Majumder**
2. Intermediate uveitis - an enigma (10 mins) : **Jyotirmay Biswas**
3. Posterior Uveitis- distinguishing between infectious or noninfectious (10 mins) : **Sudha Ganesh**
4. Panuveitis- vision threatening uveitis (10 mins) : **Vinita Girish Rao**
5. Retinal vasculitis- step wise investigations and management (10 mins) : **Soumyava Basu**
6. Which patient and when should you refer to a uveitis specialist ? (10 mins) : **Dr. Vishali Gupta**

Panel Discussion : (15 mins)





Free Papers – Final (Col. Rangachari Award Session)

Date : 16-03-2024
Time : 13:30 - 16:00
Hall : Hall 8 Glass Room 1 (Level 0)

JUDGES: Lalit Kumar Nepalia, Jyotirmay Biswas, Mahipal Sachdev, Samar Kumar Basak, Quresh Maskati, KasturiBhattacharjee, Rohit Shetty, Pradeep Sharma, Meena Chakrabarti, Boris Malyugin

IC171 - Demystifying Extreme Retinal Surgery

Daraius Shroff - New Delhi

Date : 16-03-2024
Time : 13:30 - 14:45
Hall : Hall 3A Under Ramp (Level 0)

Progressive refinements in vitreoretinal surgery have resulted in more predictable and favourable outcomes. This has encouraged retinal surgeons to push the limits and attempt surgical treatment of cases that would earlier have been left untreated. This course will present the expert panel's approach to handling extreme retinal pathologies to achieve the best possible outcomes. The course features management of recurrent retinal detachments with severe PVR, advanced proliferative diabetic retinopathy, severe trauma, pediatric vitreoretinal pathology and fulminant endophthalmitis. The objective of this course is to present principles and customized algorithms for the management of these complex surgical pathologies which the attendees can incorporate into their practice. At the conclusion of the course, the attendees should be equipped to tackle more challenging vitreoretinal surgical pathologies and achieve better anatomical & functional outcomes in these cases.

1. Morbid Proliferative Diabetic Retinopathy (10 mins) : Gagan Bhatia
2. Management of Recurrent Retinal detachment (10 mins) : Daraius Shroff
3. Small eyes, big problems- nuances of pediatric vitreoretinal surgery (10 mins) : Parveen Sen
4. Extreme Trauma (10 mins) : Dhanashree Ratra
5. Fulminant Endophthalmitis (10 mins) : Ritesh Narula

Panel Discussion : (25 mins)

DAY 03- SATURDAY





Tackling Cataract & Glaucoma Together: The Twists & Turns

Mohan Shalini

Date : 16-03-2024

Time : 13:30 - 14:45

Hall : Hall 4A Under Ramp (Level 0)

Cataract and Glaucoma co exists together in many patients visiting to our clinics and pose a great challenge in management. The course will deal with various practical tips based on recommended guidelines to manage such patients by experts in their fields. It will emphasize on viable surgical options and the intricacies of the same will be discussed by video based demonstrations. The course will point out common mistakes and ways to tackle them. It will discuss both established surgical modalities and latest techniques available for managing such cases. The topics of the course has been structured so as the attendee get a clear insight into the options available and learn the finer points to handle such situations.

1. Introduction (min 3) : Mohan Shalini
2. PACG & Cataract: Dealing with Dilemma (min 12) : Dewang Angmo
3. Trabeculectomy & Cataract: Refining the Surgery (min 12) : Mohan Shalini
4. Glaucoma Valve & Cataract: When & How? (min 12) : Madhu Bhaduria
5. Congenital Glaucoma & Cataract: The Hard Nut (min 12) : Sushmita Kaushik
6. MIGS & Cataract: Options & Feasibility (min 12) : Shweta Tripathi

Keynote Address : Drainage Device Implantation in Cipto Mangunkusumo Hospital, Jakarta - Astrianda Suryono (Indonesia) - 10 Mins



IC527 - Decoding the challenges in postgraduate ophthalmology training

Bhagat Purvi Raj - Ahmedabad

Date : 16-03-2024

Time : 13:30 - 14:45

Hall : Hall 5A Under Ramp (Level 0)

Post graduate education training has seen a paradigm shift in the last couple of years. An unsurpassed dependence on e-learning and less exposure to clinical care is being observed. The hands on experience gained through surgical training is also non-uniform across the country. There is a pursuit among the postgraduate trainees for sub speciality fellowships and further trainings. A post residency competitive working environment and professional exploitation often leads to frustration, work stress, dissatisfaction, burn out and deviation from ethical practices. This course will discuss these challenges revolving around postgraduate training, their consequences and some remedial measures.

1. Evaluating the current Ophthalmology Curriculum and Assessment (10 mins) : **Jatinder Bali**
2. Balancing clinical exposure and e-learning (10 mins) : **Vaishali Lalit Une**
3. Developing Surgical Skills: Challenges and Best Practices (10mins) : **Bhagat Purvi Raj**
4. Coping with stress and burnout in Ophthalmology (10 mins) : **Nayana Potdar**
5. Ethical Dilemmas in patient care during postgraduate training(10 mins) : **Madhav Dinkar Ambekar**
6. Mentorship and Guidance: The Role of Faculty (10 mins) : **Usha A Johari**

Panel Discussion : (15 mins)

DAY 03- SATURDAY





IC281 - Non-valved Glaucoma Drainage Device Surgery: All You Wanted to Know

Puthuran George - Madurai

Date : 16-03-2024

Time : 13:30 - 14:45

Hall : Hall 6 (Mini Aud.) (Level 1)

This course with aid of edited surgical videos will cover a number of practical issues involved in implantation of non-valved aqueous drainage implants (AAD, Ahmed Clear Path and Paul Glaucoma Implant) in refractory adult and pediatric glaucoma. Wet lab training to perfect a safer surgery system for tubes will be discussed. After description of the basic methods of implantation, modifications in implantation techniques needed for sulcus placement, pars plana tube insertion and a repeat tube will be covered. Early and late post-op hypotony and tube and plate related complications will be reviewed and management strategies with special emphasis on prevention will be discussed. At the end of the course, the attendee will be able to (1) understand the surgical technique and role of non-valved aqueous drainage implant in the management of refractory glaucoma (2) recognize problems encountered associated with the procedure, and (3) be able to institute appropriate measures to resolve them

1. Indications and a safer surgery system for tubes (12 mins) : **A. Vijayalakshmi**
2. Tubes in complex situations- Sulcus placement, pars plana tube insertion and previous failed GDD (12 mins) : **Indira Durai**
3. Preventing and managing early and late hypotony (10 mins) : **Vidya Raja**
4. Preventing and managing tube blockage, tube retraction, tube cornea touch and tube exposure (14 mins) : **Puthuran George**
5. Tubes in the pediatric age group-special considerations (12mins) : **Sirisha Senthil**

Panel Discussion : (15 mins)





IC100 - The art & science of patient communication- # Happy patient.# Happy doctor

Vineet Ratra - Chennai

Date : 16-03-2024

Time : 13:30 - 14:45

Hall : Hall 7 (Mini Aud.) (Level 1)

Effective communication is a key to success. It is not uncommon to encounter unhappy patients and unpleasant situations. The unrealistic expectations of patients and sometimes unforeseen complications can create difficult circumstances. Medical education is inadequate to prepare us to deal with these situations. This IC will deal with how to communicate effectively with patients and their relatives. What do I tell my patient in various clinical scenarios? The various clinical situations will include routine cataract surgery, PCrent, nucleus drop, end ophthalmitis, refractive surprise, suprachoroidal hemorrhage, poor prognosis like in advanced glaucoma or retinitis pigmentosa, abandoned retinal surgeries and other sticky situations. The format will be a panel discussion on common situations posed by the chief instructor. The senior and eminent panel will discuss, deliberate and elaborate on how to effectively deal with these situations.

- | | |
|--------------------------------------------------------|-----------------------|
| 1. Panel discussion (8 mins) | : Quresh B. Maskati |
| 2. Panel discussion (8 mins) | : Dr. DhanashreeRatra |
| 3. Panel Discussion (8 mins) | : Nirmal Fredrick T. |
| 4. Panel discussion (8 mins) | : Ramesh Dorairajan |
| 5. Panel Discussion (15 mins) | : Vijai Shankar |
| 6. Panel Discussion (8 mins) | : Sangeet Mittal |
| 7. Demystifying monofocal plus iol technology(10 mins) | : Vineet Ratra |

Panel Discussion : (10 mins)

DAY 03- SATURDAY





IC189 - SMILE, LASIK, Contoura, PRK or ICL-Which one to offer when to my refractive surgery patient?

Gaurav Luthra - Dehradun

Date : 16-03-2024
Time : 13:30 - 14:45
Hall : Hall 2 (Level 2)

Refractive surgery has been rapidly evolving in recent years with newer procedures making it confusing for practicing ophthalmologists, refractive surgeons and patients alike, which procedure, from among the many available, may be ideal for a given refractive surgery candidate. This course will help elucidate scientifically, the various deciding criteria for selecting the best options for a given refractive surgery candidate. Experienced refractive surgeons, conversant with most of the currently available diagnostic and surgical techniques, will elucidate the pros & cons of each surgical procedure including SMILE, MK/Femto LASIK, CONTOURA/ Topo Guided LASIK, PRK/ PRK Xtra and Phakic Lenses aided by case based discussions. At the end of the course attendees will be able to better understand the deciding criteria for each refractive surgery procedure. and refractive surgery candidates.

1. Course Introduction (5 mins) : Gaurav Luthra
 2. When to offer/ avoid SMILE/ SMILE Xtra over other procedures (10 mins) : Gaurav Luthra
 3. Femto/ MK Lasik still has many indications (8 mins) : Kumar Doctor
 4. Contoura Topoguided Lasik - Indications & where it may not beneeded (8 mins) : Mahipal S.Sachdev
 5. PRK - My go to procedure for many situations and reasons (8mins) : Pooja Khamar
 6. When to offer PRK Xtra over other procedures (8 mins) : Chitra Ramamurthy
 7. Phakic lenses - Expanding indications and orange lights (8mins) : Sri Ganesh
- Panel Discussion : (20 mins)

DAY 03- SATURDAY

C S Reshmi Video Session 2024

Date : 16-03-2024
Time : 13:30 - 16:00
Hall : Hall 2 A (Level 2)

JUDGES OF CS RESHMI AWARD SESSION: Keiki R Mehta, Suhas Haldipurkar, Parag K Shah, Tushar Agarwal, Nishikant Borse, Sarita Agarwal, Sangeet Mittal, Uday Devgan





POSTER PODIUM PRESENTATION (Refractive Surgery)

(Refractive Surgery)

Judges : Amit Tarafdar, Rakesh Kumar Bansal, Nitin Balakrishnan, Twinklekumar Shah, Rakesh Shakya

Date : 16-03-2024
Time : 13:30 - 14:45
Hall : Hall 2B (Level 2)

[FP85] - Visual outcomes, Quality of vision and Tear film metrics in a New Lenticule Extraction Procedure; **Chief & Presenting author : Rushad Shroff (S14772)**, Deepender Chauhan, Apoorva Agrawal

[FP112] - Topo-guided versus WFO LASIK for correction of Myopia and Compound Myopic Astigmatism; **Chief & Presenting author : Deeksha Rani (D22318)**, Amar Pujari, Sudarshan Kumar Khokhar, Aishwarya Rathod

[FP323] - To evaluate the safety and efficacy of FS-LASIK and SMILE in patients with corneal opacity; **Chief & Presenting author : Shreyosi Bala (S25974)**, Aishwarya Rathod, Deeksha Rani, Sudarshan Kumar Khokhar

[FP840] - Perceptual Learning Therapy Improves Vision & Contrast in Post-CXL & MF-IOLs: Pooled Analysis; **Chief & Presenting author : D Lional Raj (L16453)**

[FP1223] - Toric Implantable Collamer Lenses in post keratoplasty pseudophakic eyes for astigmatism management; **Chief & Presenting author : Bhupesh Singh (S15228)**, Sudhank Bharti, Neha Bharti

[FP1915] - Evaluation Visual Outcomes after a Lenticule Procedure with the Novel Elita Femtosecond Laser System; **Chief & Presenting author : Raghav Malik (M20120)**, Pooja Khamar, Rohit Shetty, Mahipal S. Sachdev

[FP2106] - Patient-reported outcomes/satisfaction and spectacle independence with blended refractive surgery.; **Chief & Presenting author : Tanmay Gupta (G22235)**, Harsh Vardhan Gupta

[FP2164] - Comparison of IOL Master700 and Pentacam in Measurement of AS Parameters in Indian population; **Chief & Presenting author : Utkarsh Dwivedi (D26268)**, Shivpriya Gupta, Kshama Dwivedi

[FP2451] - Predictability of microkeratome LASIK flap thickness.(Are we cutting the exact?); **Chief & Presenting author : Surabhi Beniwal (S21529)**, Rohit Kumar Gupta, Mukesh J Paryani

[FP2561] - Clinical Outcomes of Small Incision Lenticule Extraction (SMILE) using the Visumax 800 in 1000 Eyes; **Chief & Presenting author : Supriya Sriganesh (S22908)**, Dhatri Karanam, Sri Ganesh

[FP2577] - Comparing parameters of Ocular biometry with Pentacam, IOL master700, AS-OCT & Specular Microscopy. **Chief & Presenting author : Abhishek G U (U23594)**

[FP3085] - Different Approaches In The Management Of Post Lasik Epithelial in growth: A Tale Of Three Eyes; **Chief & Presenting author : Kanika Bhardwaj (K22138)**, Yuganki Kush, Tulika Chauhan, Garvita Dabas

DAY 03- SATURDAY





IC5 - Tackling posterior capsular rupture & iol implantation: video course

Narang Priya - Ahmedabad

Date : 16-03-2024

Time : 13:30 - 14:45

Hall : Hall 1 (Mini Aud.) (Level 2)

This video based course tends to showcase videos on various aspects like inadvertent occurrence of posterior capsule rupture (PCR) during a cataract surgery followed by its effective management with vitrectomy followed by various types and methods of stable IOL implantation as per the surgical scenario. Associated complications subsequent to ineffective handling of PCR followed by its management will also be demonstrated. The course will also showcase a short video on preoperative judgment of weak posterior capsule in suspected cases of trauma, connective tissue disorders etc. with high frame per second recording on slit-lamp that warns the surgeon of an impending disaster, allowing contingency plans to be ready. Early recognition and management of posterior capsule rupture is a key to prevent sequential complications, which can trail and have an adverse effect on the visual output. This issue needs to be properly addressed to optimize the visual outcomes.

1. Anterior capsule flutter, recognising and containing early PCR (15 mins) : **Om Parkash Rohit**
2. Posterior rhexis & Optic Capture to the rescue (15 mins) : **Chitra Ramamurthy**
3. Vitrectomy & IOL positioning in varied scenarios (15 mins) : **Narang Priya**
4. Challenging cases with Vitreous disturbance (15 mins) : **Agarwal Amar**

Panel Discussion : (15 mins)

IC179 - PCR Management: New approaches takes the stress away

Sanjay Chaudhary - New Delhi

Date : 16-03-2024

Time : 13:30 - 14:45

Hall : Hall 1A (Level 1)

With new innovations in the management of Posterior Capsular Rents (PCR) during Phaco, managing the vitreous, residual nucleus, cortex, posterior capsule, and implanting a three piece or a pre-planned single piece Toric IOL through a micro-incision, is now possible. It is also possible to see a crystal-clear cornea on the first post-op day with almost no instance of day-one rise of IOP. We bring you a video-based learning to help you understand these newer concepts from the masters.

1. Fluidics in PCR (7 mins) : **Om Parkash Rohit**
2. Vitrector 23 G for both cortex and vitreous removal (10 mins) : **Sanjay Chaudhary**
3. Vitrectomy for anterior segment surgeon: Anterior or Pars Plana approach (7 mins) : **Vasavada Abhaykumar Raghukant**
4. PCR with residual nucleus: Contact Lens or IOL Scaffold (7 mins) : **Rahil Chaudhary**
5. Converting PCR to PCCC – tips and tricks (7 mins) : **Sanjay Chaudhary**
6. No capsular support: Retro-fixated Iris Claw (7 mins) : **Anagha Heroor**
7. No capsular support: Glued IOL or Yamane technique (7 mins) : **Kumar Doctor**

Panel Discussion : (20 mins)





“Back to basics” in uveitis work-up and its relevance in modern diagnostic armamentarium

Samendra Karkhur

Date : 16-03-2024
Time : 13:30 - 14:45
Hall : Hall 1 B (Level 4)

Diagnostic methods in uveitis have come a long way. This has enabled us to identify etiological causes, for a larger number of uveitis cases - which were earlier branded idiopathic. We are able to achieve this by utilizing well established and standard diagnostic assays. Multimodal imaging has enhanced our understanding of the disease process and monitoring therapeutic response. The role of micro-incision vitrectomy surgery has allowed us a greater access to the posterior segment in collecting samples with higher yield and in a minimally invasive way. These techniques combined with molecular diagnostic such as polymerase chain reaction and cytokines assay, give a quicker and more specific diagnoses. This helps in early initiation of specific therapy while reducing blanket use of corticosteroids. However, in the backdrop of this modern armamentarium, the age-old methods of detailed history taking, naming & meshing, meticulous examination and targeted investigation seem to have faded.

1. Role of Naming & Meshing in uveitis case work-up. Outlining basic clinical work-up & its relevance. (min 8) - **Nitin Kumar**
2. Role of multimodal imaging in uveitis diagnostics - does it add value, does it make a difference! (min 12) - **Mudit Tyagi**
3. Diagnosing & managing Tubercular Uveitis - ATT, Steroids, Immunosuppression! The final game-plan. (min 8) - **Samendra Karkhur**
4. Losing control in complex uveitis cases - did I refer, retain or seek opinion. Expert experience! (min 14) - **Manisha Agarwal**
5. When everyone thought it was non-responsive uveitis... the enigma and dilemma of masquerades! (min 8) - **Samendra Karkhur**
6. Need for extensive, expensive, elaborate lab. tests and molecular diagnostic assays? Expert's view! (min 14) - **Padmamalini Mahendradas**

DAY 03- SATURDAY





POSTER PODIUM PRESENTATION

Diabetic Retinopathy & Medical Retina

Judges : Arindam Chakravarti, Jayanto Shekhar Guha, Sharad Bhomaj, Debasis Bairagi, Boral Subhendu Kumar

Date : 16-03-2024
Time : 13:30 - 14:45
Hall : Trade Hall A
Trade Area Level 1

[FP1857] - Prevalence of Bacillary Layer Detachment In Diabetic Macular edema and Response to Anti Vegf; **Presenting author : Meghana Panchakshari (M27765)**, Chief author : Hemalatha B.C., Sanjana Vinod, Shashidhar S., B.N. Viswanath

[FP2143] - AI-Powered Smartphone Fundus Camera: Advancing Referable AMD Screening; **Presenting author : Aditya Maitray (M20159)**, Chief author : Divya Rao, Prabu Baskaran

[FP2232] - A Random Forest classifier-based approach in the detection of abnormalities in the retina; **Presenting author : Malabika Majumder (M24553)**, Chief author : Tamojit Chatterjee, Tamojit Chatterjee

[FP2362] - Systemic evaluation in patients with central serous chorioidopathy: A prospective case-control study; **Chief & Presenting author : Devesh Kumawat (K18457)**, Tanveer Alam Khan, Arjun Desai, Pranita Sahay

[FP2369] - Initial outcomes of intravitreal brolucizumab in treating eyes with pachychoroid neovascularopathy; **Chief & Presenting author : Antarlina Ghosal (G21592)**, Soumava Mandal, Debleena Mitra, Madhurima Roy

[FP2376] - Analysis of Serum Vitamin D levels in Patients with Retinal Vascular Occlusion: A Case Control Study; **Chief & Presenting author : Rohit Bhanot (B24995)**, (Maj) Shankar Sandeep, Vikas Ambiya, Ashok Kumar

[FP2386] - OCT Angiography- Imaging The Choriocapillaries To Diagnose Early diabetic Retinopathy? **Chief & Presenting author : Simran Raichandani (S26326)**, Radha K. Annamalai

[FP2399] - Case study of Central Retinal Artery Occlusion and its surgical management; **Chief & Presenting author : Kusum Kumari Prasad (K24410)**, Krishnapada Baidya

[FP2641] - Ocular Blood Flow and Diabetic Retinopathy; **Chief & Presenting author : Gariyashree Lahkar (G23842)**, Gogoi Rajendra Nath, Jawahar Jyoti Kuli

[FP2940] - To compare between first dose of intravitreal ranibizumab and bevacizumab in treatment of ROP.; **Chief & Presenting author : Rohit Kumar Mahato (M27293)**, Mousmi Anand, Sunil Kumar

[FP3002] - Correlation between diabetic retinopathy grades and diabetic foot ulcer severity; **Chief & Presenting author : Anunitha Rayapuraju (A28305)**, Sangeetha. T

[FP3068] - Electroretinogram Changes Following Multispot Laser in Proliferative Diabetic Retinopathy; **Chief & Presenting author : Rohit Kumar Gupta (G25047)**, Surabhi Beniwal

DAY 03 - SATURDAY





POSTER PODIUM PRESENTATION

Optics / Refraction / Contact Lens

Judges : Nag Pinaki, K.ilango, Radha Ramanan B., Sunaina Malik, Sagar Bhargava

Date : 16-03-2024
Time : 13:30 - 14:45
Hall : Trade Hall B
Trade Area Level 1

[FP417] - Normative Value of AC/A ratio in Indian Population by Heterophoria Method; **Chief & Presenting author : John Kennedy S (S26547)**; Sannidhi Dhamuka, Hari Krishnan Vannadil, Archana Singh

[FP459] - Regression Of Mild Myopia Using Extended Blinking Therapy; **Chief & Presenting author : Parul Sadhwani (P27543)**, Pallavi Sahu, Shovna Dash, Soumya Kanta Mohanty

[FP473] - A study on Digital Eye Strain among patients attending at tertiary care hospital.; **Presenting author : Rima Kachary (R26921)**, Chief author : Prasenjit Kalita, Prasenjit Kalita

[FP1021] - Efficiency of Barrett universal-II and SRK/T formulae using immersion ultrasound vs optical biometry; **Chief & Presenting author : Radhika Kasilanka (R26867)**, Chandana Priyadarsini Eluri, SatyaHareesh Reddy Lingala, Vivekanand U.

[FP1159] - Is it necessary to advise Toric IOL in case of regular astigmatism of $>+1.50$ dcyl during phaco? **Chief & Presenting author : Jai Gopal Agrawal (A05995)**, Aditya Anand

[FP1164] - Atoll sign in Posterior Lenticulus; **Chief & Presenting author : Dipti Singh (D27136)**, Sneha Gupta, Pratyush Ranjan, Deepak Mishra

[FP1540] - Relation between extended screen time and axial length: A prospective study; **Chief & Presenting author : Neda Ahmadi (N25042)**, Priti Sinha, Aiswariya Mohanty, Sofia Ahmad

[FP1670] - Impingement of electronic gadgets overuse on Myopia progression among young people.; **Chief & Presenting author : Pankaj Choudhary (C08132)**, Pooja Singh

[FP1758] - Role of Spectacles in Management of Migraine, Truth or Myth? **Presenting author : Nayana P K (N27434)**, Chief author : Pavana Krishnaraj Acharya, Vishakha Rathod, Sandeep K., Kavitha C.V.

[FP2066] - Comparison of Defocus Incorporated Multiple segment vs Highly Aspheric Lenslet on myopic progression; **Chief & Presenting author : Jitendra Nenumal Jethani (J09433)**

[FP2677] - Is Binocular and Monocular Screening Devices (Plusoptix) Affective as Standard Autorefractometer? **Chief & Presenting author : Deepak Tiwari (T23676)**, Abhik Sahay, Mehl Shah, Shreya Shah

[FP2864] - Scleral contact lens in complex corneal situations in a tertiary eye center; **Chief & Presenting author : Nandita Trivedi (N26857)**, Avani Hariani, Aastha Singh, Parul Jain

DAY 03- SATURDAY





AIOC Theatre - Video (Anterior Segment - II)

Chairperson : Harshavardhan Patil, Diptesh Das

Date : 16-03-2024
Time : 11:50 - 12:50
Hall : AIOC Theatre 1

[VT52] - Role of amniotic membrane transplantation in acute ocular manifestations in Steven Johnson Syndrome

Chief & Presenting author : Prabhakar Singh (P17805), Dr. Saranya Biswas, Amit Raj, Abhishek

[VT116] - The Many Faces of Secondary Angle Closure Glaucoma: A Practical Approach to Unveil

Presenting author : Prasanna Venkataraman (V17875), Chief author : Anahita Shroff, Neethu Mohan, Chetna K, Prasanna Venkataraman

[VT148] - SURGEON HITS THE BULL'S EYE- When the quest for restoring sight turned out to be lifesaving

Chief & Presenting author : Madhu Shekhar (S13165), Rishwa Hariyani

[VT155] - Viscocanalostomy for safe and effective control of intraocular pressure in glaucoma patients

Chief & Presenting author : Vaishali Jadhav (J18042), Divya Mathews

[VT225] - Phacoemulsification & bent ab-interno needle goniotomy in patient of primary angle closure glaucoma

Chief & Presenting author : Sandeep Choudhary (C25144), Surinder S Pandav

[VT249] - Anterior vitrectomy in cases of nucleus /iol drop after phacoemulsification done by trainee

Chief & Presenting author : Sushil Ojha (O19712)

[VT262] - ZVac Soft Chop: A smart way to chop the soft nucleus in phacoemulsification

Chief & Presenting author : Surinder Kumar (K04419), Anshu Grover, Rishabh Grover, Grover Rohit

[VT333] - Flanges for beginners

Chief & Presenting author : Vivekanandan V R (V20859), Naveen Nischal Gangapatnam

[VT550] - Surgical demonstration of silicone tube intubation for dcr and canalicular obstruction

Presenting author : Sachidananda Pani (P27127), Chief author : Subramanya Kota, Hebbale Ramakrishna Shwetha, Tanushree V.

[VT588] - Paul Glaucoma Implant - Surgical Technique

Chief & Presenting author : Ipsita Konar (K21628), Vaishali Jadhav, Divya Mathews

[VT609] - When the going gets tough, the Surgeon gets going!!

Chief & Presenting author : Ravish Vaishnav (V15527)

[VT652] - My mentor always said –Every cloud has silver lining.

Chief & Presenting author : Rakesh Shakya (S13665), Navjot Singh Ahluwalia





AIOS International Session : Advances in Cataract Surgery

Chairpersons : Paul G Ursell, Noshir Shroff
Co-Chairpersons : Kenneth Fong, Chee Soon
Convenors : Rajendra Prasad, Vaishali Vasavada
Moderator : Shail Vasavada

Date : 16-03-2024
Time : 14:45 - 16:00
Hall : Hall 3 (Level 0)

1. Global Cataract survey results : Eye opening facts : **Shourav Das**
 2. Tackling Soemmering's ring : **Chee Soon Phaik**
 3. Artisan retropupillary IOL implantation for aphakia :
10 years safety and efficacy results : **Kenneth Fong**
 4. Dementia & Cataract Surgery, a growing problem for us all. : **Paul G Ursell**
 5. Optic Capture to the Rescue in Special Situations : **Shail Vasavada**
 6. The Charisma of advanced monofocal lenses : **Anurag Mishra**
 7. Presbyopia Correction :Beyond the rings : **D Ramamurthy**
 8. Efficient surgeries through complete cataract Workflow : **Nilesh Kumar**
- (Each talk is 8 mins)

American Society of Retina Specialist

Nishikant Borse, MD-Tentative

Date : 16-03-2024
Time : 14:45 - 16:00
Hall : Hall 4 (Level 0)

1. Pediatric Retina : **Vishal Agrawal**
2. Vitreoschisis-The Hidden Danger : **Hermanth Murthy**
3. PDR Vitrectomy : **Dharmesh Kar**
4. Fibrin Glue in the Management of Complex Retinal Detachments : **Mallika Goyal**
5. Refractory Macular Holes-AMG & Autografts : **Cyrus Shroff**

DAY 03- SATURDAY





Cliffhanger Cases

Amar Agarwal

Date : 16-03-2024
Time : 14:45 - 16:00
Hall : Hall 5 (Level 0)

1. : Mahipal Sachdev
2. : Jeewan Titiyal
3. : Ashvin agarwal
4. Challenge of Posterior capsule rupture : Rohit Om Parkash
5. Traumatic IOL dislocations : Priya Narang
6. : Rajesh Sinha

Keynotes : Sudhank Bharti

The Avoidable Mistakes in Uveitis Management: Pearls for Comprehensive Ophthalmologists (ISUG)

Chairpersons : Vishali Gupta, Soon Phaik Chee

Date : 16-03-2024
Time : 14:45 - 16:00
Hall : Hall 8 Glass Room 1 (Level 0)

The Symposium shall aim at showing the clinical and imaging features some of the commonly seen uveitis entities that are mostly missed by the comprehensive ophthalmologists. The emphasis shall be on clinical presentation and case illustrations.

1. How Not to miss Ocular TB? : Rupesh Agrawal
2. How Not to miss Viral Anterior Uveitis : Soon Phaik Chee
3. Syphilis : the most commonly missed entity : Francesco Pichi
4. Viral posterior Uveitis : Dos and Don'ts for comprehensive ophthalmologist : Parthoprattim Dutta Majumder
5. Looks like Uveitis but is NOT : Vishali Gupta

Each talk : 12 mins

Panel Discussion : 20 minutes





Free Papers – Final (Col. Rangachari Award Session)

Date : 16-03-2024
Time : 14:45 - 16:00
Hall : Hall 8 Glass Room 1 (Level 0)

JUDGES: Lalit Kumar Nepalia, Jyotirmay Biswas, Mahipal Sachdev, Samar Kumar Basak, Quresh Maskati, KasturiBhattacharjee, Rohit Shetty, Pradeep Sharma, Meena Chakrabarti, Boris Malyugin

IC220 - 'My Longest Retina Day'

Boral Subhendu Kumar - Kolkata

Date : 16-03-2024
Time : 14:45 - 16:00
Hall : Hall 3A Under Ramp (Level 0)

Every day may not be a rosy day for a VR surgeon. Series of hiccoughs, obstacles, and unexpected mishaps may arise even in a very apparently simple-looking case that may prolong the surgical time and some times make prognosis unpredictable. This video-based instructional course will discuss these kinds of hurdles in dealing with cases of fresh and chronic Retinal detachments, in traoperative Choroidal detachment, PDR with membrane proliferations, macular holes, Vitreomacular tractions, large retained intraocular foreign body, scleral fixation of IOL and glued IOL surgery etc. Attendees will benefit by learning the turning points that may complicate a simple case and thus anticipate and get to know their way outs and the best management.

- | | |
|---------------------------------------------------------------------------------------------------------------|----------------------------|
| 1. My longest day in RIOFB, Intraoperative kissing choroidals, Intraoperative giant macular hole (7 mins) | : Boral Subhendu Kumar |
| 2. Intraoperative suprachoroidal haemorrhage, subretinal silicone oil (7 mins) | : Aniruddha Maiti |
| 3. Facing a nightmare in performing SFIOL in eyes with corneal opacity (7 mins) | : Debdulal Chakraborty |
| 4. Subretinal PVR, Fibrovascular proliferation in Eales disease, ARG in huge macular hole (7 mins) | : Jayanto Shekhar Guha |
| 5. Subretinal silicone oil (7 mins) | : Kelkar Aditya Shreekanth |
| 6. Expulsive haemorrhage during combined cataract & macular hole surgery, Intraop unusual blood clot (7 mins) | : Raja Rami Reddy P. |
| 7. Intraoperative CD during glued IOL surgery, Intra-op subretinal air, Intraop RD in VMT surgery. (7 mins) | : Shouvick Dan |

Panel Discussion : (26 mins)





IC255 - Managing Strabismus: Basic to Complex Cases

Rohit Saxena - New Delhi

Date : 16-03-2024

Time : 14:45 - 16:00

Hall : Hall 4A Under Ramp (Level 0)

The course will deal with the management of various types of strabismus using a case-based approach including surgical videos explaining new surgical procedures. The approach to esotropia will include non-surgical management and timing and surgical plan in infantile esotropia. Intermittent Divergent Strabismus will be discussed in terms of non-surgical management options and the timing of surgical intervention. Duane syndrome is one of the most complex types of strabismus and needs an individualized management plan. A broad overview of planning and implementation will be discussed. The course will provide a case-based approach to complicated paralytic cases like III nerve palsy and VI nerve palsy. Numerous innovations in their management, like NTSLR and medial wall anchor for III nerve palsy; transposition procedures, and muscle belly transfer for VI nerve palsy, have recently been reported. Indications and relative advantages of each procedure will be discussed in this course.

1. How to approach Esotropia (10 mins) : **Ankur Sinha**
2. Intermittent divergent strabismus (10 mins) : **Digvijay Singh**
3. Duane's retraction syndrome: customized surgical approach (10mins) : **Rohit Saxena**
4. Case-based approach to III nerve palsy (10 mins) : **Anin Sethi**
5. VI nerve palsy: update (10 mins) : **Rebika**
6. VAST: Strabismus Surgery (15 mins) : **Rohit Saxena**

Panel Discussion : (10 mins)

Statistics and Research methodology & Current updates in Glaucoma

Chairpersons: Steven Mansberger
R Venkatesh, Deven Tuli

Date : 16-03-2024

Time : 14:45 - 16:00

Hall : 5A (Under ramp)

1. Simple and complex statistics for research (30 minutes) : **Steven Mansberger**
2. Triple drug fixed dose combination – a new paradigm in glaucoma management : **Deven Tuli**
3. FDC in glaucoma management – Need is real : **Arijit Mitra**
4. Advance glaucoma and MMT : **Venkatesh Prasanna**





IC576 - Avoiding and recovering from Bleb failures in Trabeculectomy.

Surinder S Pandav - Chandigarh

Date : 16-03-2024

Time : 14:45 - 16:00

Hall : Hall 6 (Mini Aud.) (Level 1)

Trabeculectomy still remains the most frequently done procedure for Glaucoma. Trabeculectomy has a significant failure rate due to bleb fibrosis and other complications. This instruction course is aimed at identifying risk factors for bleb failure, minimising risk of failure, identify signs of failing blebs in time and take appropriate steps to prevent failure. This IC will also discuss options on how to reestablish bleb function in a failed bleb.

1. Why glaucoma surgery fails? (10 mins) : Surinder S Pandav
2. Trabeculectomy for a successful outcome (10 mins) : Sushmita Kaushik
3. Risk factors for Glaucoma surgery failure. (10 mins) : Parul Ichhpujani
4. Identifying failing blebs (10 mins) : Faisal T. T.
5. Rescuing failed blebs (15 mins) : Surinder S Pandav

Panel Discussion : (20 mins)

IC136 - Ensuring Patient Safety to Prevent Adverse Incidents In Eye Care

R.D. Ravindran - Madurai

Date : 16-03-2024

Time : 14:45 - 16:00

Hall : Hall 7 (Mini Aud.) (Level 1)

With advances in technology & increase in modalities of diagnosis, multiple treatment options of ophthalmic diseases, patient care in ophthalmology has become complex. While outcomes have improved, the chances of safety errors in eye care have increased. Publications show that while "Never Incidents" occur at a rate of 1 in 10,000 procedures in ophthalmic practice, it is lower in other surgical specialities with the rate being 1 in 20,000. The possible errors are operating the wrong eye, implanting an IOL of wrong power or design, medication errors including intraocular injections, technical, diagnostic & documentation errors. This course is about how we can create a culture of safety and structuring practices in clinical work to ensure a safe environment including developing safety protocols, safety checklists, performance indicators, training the staff, monitoring, creating a platform for reporting, analysis and empowering the staff to create a safe environment for patient care.

1. Introduction to Patient Safety in Eye Care (10 mins) : R.D. Ravindran
2. Ensuring surgery of correct eye & Correct procedure (15 mins) : Haripriya Aravind
3. Ensuring correct IOL power & design (12 mins) : Shivkumar Chandrashekhara
4. Preventing Diagnostic Medical Errors (12 mins) : Mahesh Kumar
5. Establishing the process/culture of safety (10 mins) : R.D. Ravindran

Panel Discussion : (16 mins)





IC15 - Stumbling Blocks in Sterilization

Kumaran Murugesan - Chennai

Date : 16-03-2024
Time : 14:45 - 16:00
Hall : Hall 2 (Level 2)

Disinfection and sterilization are essential for ensuring that medical and surgical instruments do not transmit infectious pathogens to patients. There is a dearth of information on how to monitor the sterilization or trouble shoot when an event of sterilization failure occurs. There are numerous autoclaves available in the market which would confuse buyers and make it difficult to choose. This course demystifies all that one needs to know from choosing the right autoclave to monitoring & troubleshooting the sterilization process. The importance of auditing Hospital Infection Control- Sterilization process is duly dealt in this course. The course involves experienced speakers with in depth knowledge and numerous publications on Infection Control. This course would benefit doctors in both Individual, institutional practice and would also be beneficial to all seeking NABH accreditation to refresh their knowledge on Sterilization Troubleshooting.

1. Basics-Differences between various Autoclaves their Pros & Cons. (15 mins) : **Nirmal Fredrick T.**
2. Sterilization Failure-What should I do ? (10 mins) : **Kalpna Suresh**
3. How do I decide the Cycle and Programme for my loads in the Autoclave ? (10 mins) : **Rajiv Sukumaran**
4. Validating the Sterilization Process (15 mins) : **Kumaran Murugesan**
5. How do I decide the Cycle and Programme for my loads in the Autoclave ? (10 mins) : **Gagan Dudeja**

Panel Discussion : (15 mins)





PPP - External Eye & Ocular Surface Disease

Date : 16-03-2024
Time : 14:45 - 16:00
Hall : Hall 2B (Level 2)

Judge : Dr.Adhikari Apurba,Dr.Shikhar Gaur,Prof. Dr.Sanjay KumarDaulat Thakur,Dr.Tulika Ghoshal,Dr.Prafulla Kumar Maharana

[FP736] - Heal it: the blanket way: Amniotic Membrane Inlay Overlay Grafting for Persistet Epithelial Defects

Chief & Presenting author : Dr.Sowmya Peri (S20218), Dr.Alekhya Chennamsetty, Dr.Nasrin [FP1263] - Utility of Masquerade procedure in globe salvage

Chief & Presenting author : Dr.MARIAN PAULY (P13465), Dr.Shebin Salim

[FP1331] - Autologous Simple Limbal Epithelial Transplantation in Unilateral total LSCD due to chemical injury.

Chief & Presenting author : Dr.Shefali Mazumdar (S08849), Dr.Samya Singh

[FP1352] - Clinical and histopathological correlation in autoimmune conjunctivitis in a Tertiary Care Centre

Chief & Presenting author : Dr.Jitender (J19117), Prof.Amit Gupta, Dr. Arun Kumar Jain, Dr. MuskaanBansal

[FP1478] - Association between dry eye disease and corneal endothelium- An aged matched analysis

Presenting author : Dr. Ishan Tilak (T26934), Chief author : *Dr.Rajalakshmi A.R.*, Dr.Swathi Nagarajan

[FP1571] - LIGHT : A NOVEL WAY TO TREAT CHALAZION

Chief & Presenting author : Dr.Yugandhara Patade (Y28346), Dr.Sri Ganesh, Dr. Chandan Latha Rao

[FP1662] - EFFECT OF PULSED DOSE ORAL AZITHROMYCIN IN THE MANAGEMENT OF MGD.

Chief & Presenting author : Dr.Harsha Shaji (H28343), Dr.Fauzia Ara

[FP1677] - Role of Interferon aplha 2b (IFN 2b) in OSSN-Ocular surface squammos neoplasia

Chief & Presenting author : Dr. Rohit Bang (B13644), Dr.SUHAS SONAWANE, Dr.Manasi Bang

[FP2005] - Topical Tacrolimus as Adjunctive Therapy in Mycotic Corneal Ulcers-A Pilot Study

Chief & Presenting author : Dr.Kunal Mandlik (M17545), Dr.Josephine Christy S

[FP2011] - CORRELATION OF HISTOPATHOLOGICAL FEATURES AND CLINICAL FINDINGS INPTERYGIUM

Chief & Presenting author : Dr.Sangeetha. T (S19904), Dr.Narendran B S , Dr.Inchara Nagaraj

[FP2686] - Comparing ocular thermography at different temperatures using iDEA(intelligent Dry EyeAnalyser)

Chief & Presenting author : Dr.Neena Chris William (N23386), Dr.Mathew Kurian

[FP2704] - COMPARISON OF 20%AUTOLOGOUS PLATELET RICH PLASMA vsCONVENTIONALTREATMENT IN MODERATE-SEVERE DRY EYE

Chief & Presenting author : Dr.Shubhi Sachan (S28291), Dr.Santosh I Kumar, Dr.Satya Prakash Singh,Prof. Kshama Dwivedi

DAY 03- SATURDAY





Mega Quiz

Quiz Masters : Prafulla Kumar Maharana,
Manpreet Kaur

Date : 16-03-2024
Time : 14:45 - 16:00
Hall : Hall 1 (Mini Aud.) (Level 2)

IC293 - Keeping abreast with the Medico-Legal Aspects - What's New for the Ophthalmologists?

Viral Shah - Nagpur

Date : 16-03-2024
Time : 14:45 - 16:00
Hall : Hall 1A (Level 4)

Recent amendments in the CPA, Newer Judgements by Various Courts, Advances in Tele-ophthalmology, Insurance Sector reforms have all led to some very drastic changes in the Medico-Legal Scenario, particularly for an Ophthalmologist. Ophthalmologists doing private practice or working in Institutions; must be aware of various MedicoLegal updates. There is high level of awareness on part of the patients and a very low threshold for tolerance, leading to increase in filing of lawsuits against Ophthalmologists. The need of the hour is good knowledge about legal aspects that we may have to deal with and not get perplexed while facing a potential MedicoLegal Situation. In this IC, the recent updates in CPA, Medical Record Keeping, Landmark court Judgements, MedicoLegal aspects of Tele-Ophthalmology & Indemnity Insurance and all the concerned Legal matter will be included. This IC will try to make the ophthalmologists prepared to deal in a proper way while facing Medico Legal situations.

1. Introduction to the IC (3 mins) : **Viral Shah**
2. Consumer Protection Act 2019- What has Changed for an Ophthalmologist (10 mins) : **Pankaj Vitthal Shah**
3. Medical Records – The Most Important evidence in the Courts of Law. (10 mins) : **Rajesh Joshi**
4. Landmark Judgments by courts- Lessons to be learnt from them as an Ophthalmologists (10 mins) : **Viral Shah**
5. MedicoLegal Aspects of Tele-Ophthalmology: Where we stand today? (10 mins) : **Manoj Khatri**
6. Legal Notice received- Don't panic; Be Prepared (10 mins) : **Deshpande Anant Awdhutrao**
7. Professional Indemnity Insurance for Ophthalmologists - What, Why & How Much? (10 mins) : **Santosh Agrawal**

Panel Discussion : (12 mins)





Prognosticate retina: predicting long term prognosis in retinal diseases at presentation

G. V. N. Rama Kumar

Date : 16-03-2024
Time : 14:45 - 16:00
Hall : Hall 1B (Level 4)

Vitreo-retinal disorders have been perceived as having poor prognosis for many years. Advances in last 2-3decades including OCT, anti VEGF injections, microincisional VR surgical techniques have changed this perception in recent times. Even now, most of the presentations and publications address the diagnostic challenges, treatment strategies and surgical techniques and there is less attention given to prognostication. This instruction course is designed to analyse factors that can predict prognosis at the time of first presentation of the disease. The course covers not only common retinal disorders like rhegmatogenous retinal detachment, diabetic retinopathy, AMD and vein occlusions but also various hereditary macular degenerations to assist in planning the future life of patients. As necessitated by the topic, care is taken that the instructors have at least 10 years of experience in the field.

- | | |
|---------------------------------------------------------------|-------------------------|
| 1. Introduction (min 5) | : G. V. N. Rama Kumar |
| 2. Rhegmatogenous RD, peripheral retinal lesions (min 8) | : Rohan Chawla |
| 3. Hereditary retinal disorders (min 8) | : Vadivelu Jaya Prakash |
| 4. Diabetic retinopathy, RVO and other vasculopathies (min 8) | : Vishal Agrawal |
| 5. AMD, CSCR and medical disorders of macula (min 8) | : Krishnendu Nandi |
| 6. Macular hole, ERM and other surgical retina (min 8) | : G. V. N. Rama Kumar |
| 7. Words of wisdom from the Master (min 15) | : P. Mahesh Shanmugam |

DAY 03- SATURDAY





POSTER PODIUM PRESENTATION

Glaucoma

Judge: Chandrima Paul, Kavitha S., Parul M.Sharma,
Priti Paritosh Kamdar, Dewang Angmo

Date : 16-03-2024
Time : 14:45 - 16:00
Hall : Trade Hall A
Trade Area Level 1

[FP1438] - comparison of phaco and FLACS in primary angle closure glaucoma **Chief & Presenting author : Swati Singh (S16763)**, Mansi Johri, Surbi Taneja

[FP1549] - Efficacy of different doses of Mitomycin-C Needle Revision of failing trabeculectomy filters **Chief & Presenting author : Sanchita Mehta (S28154)**, Kirti Singh

[FP1581] - Prospective evaluation of a Smartphone-based Glaucoma AI across various severity stages **Chief & Presenting author : Sirisha Senthil (S09056)**, Divya Rao, G. Chandra Sekhar

[FP1879] - Short term results of Kahook Dual Blade (KDB Glide) Goniotomy **Chief & Presenting author : Shayana Bhumbla (B18713)**, Suneeta Dubey

[FP1883] - Early outcomes of 5-0 prolene Gonioscopy assisted transluminal trabeculectomy in Indian Population **Chief & Presenting author : Devendra Maheshwari (M12691)**, Prof. Rama Krishnan R., Mohideen Abdul Kadar Pmt, Madhavi Ramanatha Pillai

[FP1904] - Evaluation of microvascular changes&optic nerve head perfusion following Trabeculectomyusing OCT-A **Chief & Presenting author : Madhavi Ramanatha Pillai (M16856)**, Mohideen Abdul Kadar Pmt, Aarthi Rajasekaran, Devendra Maheshwari

[FP2184] - Can 24-2C alone detect all glaucoma visual field defects without using the 10-2 test with the 24-2? **Chief & Presenting author : Dhamankar R.R. (D03995)**, Suhas Haldipurkar

[FP2343] - Outcome of combined Hemi-GATT plus Phaco in Open Angle Glaucoma and Cataract **Chief & Presenting author : Debasis Chakrabarti (C09377)**

[FP2477] - Outcome of Paul Glaucoma Implant in Intraocular Pressure Control **Chief & Presenting author : Ipsita Konar (K21628)**, Vaishali Jadhav, Divya Mathews

[FP2651] - Changes in retinal bloodvessel density in POAG after IOP reduction by medical managementusing OCT-A **Chief & Presenting author : Ann Sarah Koshy (A19268)**, Thuhin S Krishna, Lekha MaryAbraham, Arathi Simha R.

[FP2814] - Modulation of conjunctival lymphatics with retinoic acid and VEGF-C in rat model glaucomasurgery **Chief & Presenting author : Faisal T.T. (F15975)**, Surinder S Pandav, Prof.Sushmita Kaushik,Prof. Surishti Raj

[FP2956] - Bridging the last mile of glaucoma treatment - medication adherence reminder apps **Chief & Presenting author : John Davis Akkara (A19733)**, Anju Kuriakose





POSTER PODIUM PRESENTATION

Vitreo Retinal Diseases

Judges: Hemalatha B.C., Santosh Mahapatra, Sony Sinha, Vivek Datta, Riddhi Arya

Date : 16-03-2024
Time : 14:45 - 16:00
Hall : Trade Hall B
Trade Area Level 1

[FP410] - Aphakia conquered? Comparison of technique and outcomes between two sutureless SFIOL techniques; **Chief & Presenting author : Chintan Desai (D20236)**, Ronel Soibam, Mohit Garg

[FP1009] - Suprachoroidal Triamcinolone in Epiretinal Membrane Surgery: A Safety and Efficacy Study; **Chief & Presenting author : Avadesh Oli (O13081)**

[FP1919] - Intravitreal Brolucizumab is not superior to Ranibizumab in Myopic CNVM; **Chief & Presenting author : Pradeep Kumar (K12927)**, Manisha Singh, Vipin Rana, Alok Sati

[FP2302] - Amniotic Membrane (AM) Plug to Promote Retinal Breaks Repair and Recurrent Macular Hole Closure; **Chief & Presenting author : Sunil Ganekal (G11600)**, R. Unnikrishnan Nair

[FP2671] - Perfluoro-n-octane as short term tamponade in paediatric rhegmatogenous retinal detachment with PVR; **Chief & Presenting author : Nawazish Shaikh (N21203)**, Karthikeya R, Sabir Mohammed, Rohan Chawla

[FP2900] - Clinical Profile And Surgical Outcomes Of Optic Disc Pit Maculopathy; **Chief & Presenting author : Muhammed Nihal K S (S26043)**, Rohan Chawla, Rajpal

[FP2989] - Clinical features, genotype and phenotype correlation in cone dystrophies of Indian cohort; **Chief & Presenting author : Priyanka Gandhi (P24734)**, Rohit Shetty, Ayushi Choudhary, Poornachandra B.

[FP3013] - Back to black and white- use of monochrome filter & 3D visualisation for safer ILM peel; **Presenting author : Sneha KR (S25244)**, Chief author : Shrinivas M. Joshi, A.S. Guruprasad, Sneha KR, Giriraj Vibhute

[FP3047] - Triamcinolone injections : Why 30 Gauge Needle May not work? **Chief & Presenting author : Ajay Aurora (A03243)**, Arjun Aurora

[FP3120] - OCT findings in large FTMH after ILM peeling with multilayer inverted flap technique; **Chief & Presenting author : Vinay Patil (P25350)**, Ramandeep Singh

[FP3149] - Oral eplerenone for acute central serous chorioretinopathy; **Chief & Presenting author : Tanmaya S (T28426)**, Shetty Niharika Krishna, Pooja H.V., Vinay Kumar S.

[FP3152] - Video audits are better than case sheet reviews for surgical procedure-related data.; **Chief & Presenting author : Vidhata V (V19610)**, Alok Sen, Sandhya Gaur, Vidhata V

DAY 03- SATURDAY





AIOC Theatre - Video (General Segment)

Chairperson : Diptesh Das, Amruta Vijay More

Date : 16-03-2024
Time : 12:50 - 13:15
Hall : AIOC Theatre 1

[VT228] - head mounted hand held slit lamp: a novel innovation

Chief & Presenting author : Dr.Neeraj Israni (I21071), Shreya Shah, Shruti Kochar Maru

[VT244] - Orbital-Sinus Foreign Body Management: Challenges and Strategies for Large Angulated Wooden Objects

Chief & Presenting author : Dr.Manu Saini (M20003), Manpreet Singh, Pankaj Gupta, UshaSingh

[VT251] - Parinaud syndrome in a patient with Pinealocytoma

Chief & Presenting author : Vanditaa Agrawal (V25833), Rebika, Rohit Saxena





Case Report Writing Workshop

Editor-in-chief: Rupak Roy

Session Editors: Anujeet Paul, Koushik Tripathy, Niranjana Karthik

Editorial Committee: Apurva Nagtode, Sayantan Ghosh
Mousumi Banerjee, Chittaranjan Mishra

Date : 16-03-2024
Time :09:30 - 14:00
Hall : YO Pavillion

Speakers:

Ingredients for a case report - Prasanna Venkatesh

Converting a case presentation to a report - Saloni Joshi

Constructing a Introduction and Discussion - Hirika Gosalia

Replying to comments and rejections - Deepanshu Aggarwal

Manuscripts on Review:

Keerthana, Sipra Barman, Sweta Bhowal, Aparna Bose, Bhakti Gade

AIOS-YOSI Writing Competition Live

Topic will be given **ON THE SPOT**

Session In-charges: Sonal Kalia, Sahebaan Sethi, Prasanna V Ramesh

DAY 03- SATURDAY





IC276 - Technology 4.0 - Artificial Intelligence, 3D printing, VR Metaverse, Smartphones, Simulators

John Davis Akkara - Kochi

Date : 17-03-2024
Time : 08:30 - 09:45
Hall : Hall 3 (Level 0)

Updated version of popular instruction course exploring cutting-edge technologies at the forefront of the 4th Industrial Revolution in Ophthalmology. (4IRiO) We delve into the integration of smartphones within the ophthalmologist's practice, showcasing techniques for smartphone slitlamp photography, mobile fundus videography, Pocket Foldable Fundascope, 3D photography & measurements. Get updated with the best apps for smart ophthalmologists so that the clinic is in your pocket. Learn from the experts about the Virtual Reality Ophthalmic Ocular Metaverse. Learn the magic of 3D printing in ophthalmology & take back with you various ophthalmic tools you can download, print and use. The time for AI in Eye care is here - learn how to use it for screening, diagnosis, progression or prognostication. Make sure you don't lose your job to AI, rather make it work for you. Get ready for the future of surgical training with simulators and also learn about the low tech Kitchen Ophthalmic Surgeon.

- | | | |
|------------------------------------------------------------------------------------------|---|------------------------------------|
| 1. Machine Learning & AI in Eye (10 mins) | : | Devika Bhattacharya Mandlik |
| 2. Apps for Smart Ophthalmologists (10 mins) | : | Mita Joshi |
| 3. Smartphone Eye Imaging - Anterior, Posterior, Gonio, Topo, 3D, measurements (10 mins) | : | John Davis Akkara |
| 4. Magic of 3D Printing in Ophthalmology (10 mins) | : | Prithvi Chandrakanth |
| 5. 3D Surgical Simulators: 'Virtually' Perfect training for beginners (10 mins) | : | Akshay Nair |
| 6. Virtual Reality Ophthalmic Ocular Metaverse (VROOM) (10mins) | : | Prasanna Venkatesh Ramesh |

Panel Discussion : (15 mins)





IC274 - High Volume Experience of Femtosecond Laser Assisted Cataract Surgery: Our Learnings

Himanshu Rasiklal Mehta - Mumbai

Date : 17-03-2024
Time : 08:30-09:45
Hall : Hall 4 (Level 0)

We aim to showcase our learnings for using the Femtosecond Laser for Cataract Surgery. What to do if you have a posterior polar cataract? What to do in a Brown or a white Cataract? How to take advantage of this laser in a small pupil? When not to use the Femtosecond Laser for your cataract surgery? Our high volume experience will showcase various case based examples to understand the concept better. The attendee will be more confident on how to make use of the Femtosecond Laser in difficult cases. At the end of the course, the attendee will have in depth knowledge about how and when to use the Femtosecond Laser for Cataract Surgery.

- 1. FLACS in Posterior Polar Cataract - Pearls & Pitfalls (10 mins) : Himanshu Rasiklal Mehta
- 2. Using FLACS for Astigmatism Correction (10 mins) : Rohan Mehra
- 3. When not to use FLACS - Contraindications learnt over the years (10 mins) : D. Ramamurthy
- 4. FLACS in Black/Brown Cataracts - Addressing the condundrum (10 mins) : Gaurav Luthra
- 5. Patient selection in FLACS - The most important step (10 mins) : Om Parkash Rohit
- 6. Guide to opening the FLACS incisions: Pearls and Pitfalls (10mins) : J. S. Titiyal

Panel Discussion : (15 mins)

MAGIC OF SICS 2

- Chairpersons** : Amulya Sahu, Boris Malyugin
- Co chairperson** : Barun kumar Nayak, Satanshu Mathur
- Convener** : Ranjit Dhaliwal
- Co-Convener** : Amarjit Singh
- Moderators** : Ravi Trehan
- Discussants** : Phillip Kuruvilla, Sreeni Edakhlon, Ashok Nanda, Satish Premchandani

Date : 17-03-2024
Time : 08:30 - 09:45
Hall : Hall 5 (Level 0)

- 1. MSICS in Traumatic Cataract (6 mins) : Manas Nath
- 2. Boramani's Customised Incision Cataract Surgery (CICS) (6 mins) : Manisha Rathi
- 3. Wound ergonomics of 2 mm incision in MSICS (6 mins) : Nilutparna Deori
- 4. Sahu's 2mm MSICS: My Experience (6 mins) : Karamjit Singh
- 5. Sahu's 2mm MSICS: My Experience (6 mins) : Rajwinder Kaur Bhattal
- 6. MSICS in Challenging Cases (6 mins) : Karan Bhatia
- 7. DMD during MSICS: Why and how to manage (6 mins) : Rashmita
- 8. MSICS in Complex Situations (6 mins) : Deepak Megur
- 9. SICS through 3 mm Incision (6 mins) : Vaishali Une
- 10. Combating Co morbidities- Cataract and Glaucoma (6 mins) : Purvi Bhagat
- 11. Methods of Evaluation of SIA (6 mins) : Jatinder Bali
- 12. Outcome of 3 piece Regid Scleral Fixated IOL following Complications in MSICS (6 mins) : Bhumika Ratha

Panel Discussion : (5 mins)



DAY 04 - SUNDAY



IC181 - "Pest control" - Managing infectious keratitis as a comprehensive ophthalmologist

Date : 17-03-2024
Time : 08:30 - 09:45
Hall : Hall 8 (Glass Room I) (Level 0)

Uma Sridhar - New Delhi

Infectious keratitis management is difficult for a comprehensive ophthalmologist. It occupies a lot of chair time, gives poor results and can damage the credibility of a private practitioner. This course aims to train general ophthalmologist in corneal ulcer diagnosis- to distinguish bacterial, viral, fungal and parasitic aetiologies . Management strategies- teaching basic KOH and Gram staining . Medical management -preparation of fortified drops, when and how , use of oral medications will also be discussed. Use of corticosteroids, when and how, surgical management by cyanoacrylate glue and bandage contact lens, tenon's patch graft and when to refer for therapeutic corneal grafts. Follow up and management of corneal grafts done for corneal ulcers will also be discussed. Overall, a general ophthalmologist will feel confident in management of corneal ulcers.

- | | | |
|-------------------------------------------------------------|---|-------------------------------|
| 1. Clinical diagnosis of corneal ulcer (10 mins) | : | Uma Sridhar |
| 2. Corneal scraping and microbiological work up (10 mins) | : | Charu Tandon |
| 3. Cyanoacrylate glue and tenons patch graft (15 mins) | : | Paras Indravadan Mehta |
| 4. Therapeutic keratoplasty (15 mins) | : | M. Vanathi |
| 5. Post operative follow up of therapeutic ulcers (10 mins) | : | Jyoti Batra |

Panel Discussion : (15 mins)

AIOS International Session : Retina & Uvea

Chairperson : Tariq Reza Ali
Co chairperson : Subina Narang
Conveners : Sangeeta Roy, Shilpi Narnaware,
Moderator : Sourav Sinha

Date : 17-03-2024
Time : 08:30 - 09:45
Hall : Glass Room 2 (Level 0)

- | | | |
|---------------------------------------------------------------------------------------------------------------------|---|-------------------------|
| 1. FFA in ROP | : | Subina Narang |
| 2. Compliance to post injection followup and laser in ROP babies : The global data and our experience in Bangladesh | : | Tariq Reza Ali |
| 3. Refractive outcome of treated ROP cases | : | Nuzhat Choudhury |
| 4. Imaging in Retinopathy of Prematurity | : | Nikita Arora |
| 5. New therapeutic approaches for geographic Atrophy | : | SriniVas R Sadda |
| 6. Management of Advanced Diabetic Eye Disease... A Hope to the Desperate | : | Tarek Maamoun |
| 7. Updates in Myopic Maculopathy | : | Khaled M Mourad |
| 8. My experience of laser as an adjunct to anti – VEGf in IPCV | : | Jacob chako |



IC183 - Do's and Don't in Ocular Trauma : How to maximize Outcome?

Amit Raj - Patna

Date : 17-03-2024
Time : 08:30 - 09:45
Hall : Hall 3A Under Ramp (Level 0)

With advancement in infrastructure and industrialization incidence of ocular trauma is increasing significantly. ocular trauma may present as isolated or as part of polytrauma. During review of these cases it is found that prognosis in many cases can be improved if initial management at primary or secondary level has followed standard management protocol. Stepwise management approach gives good outcome even in worst cases. Initial intervention at primary and secondary level as well approach to manage these cases of ocular trauma affects the final outcome. Complex cases of ocular trauma like Canalicular injury, orbital trauma, Complex corneal perforation with lenticular injury and posterior segment trauma can be referred to a tertiary center after primary management. In this instruction course , instructors will discuss how to approach these traumatic ocular cases for better outcome and when to avoid intervention and refer these cases to specialized center in complex cases.

- | | | |
|----------------------------------------------------|---|------------------------|
| 1. Management of Eyelid Lacerations (8 mins) | : | Sudhir Kumar |
| 2. Management of Canalicular lacerations (8 mins) | : | Ravi Ranjan |
| 3. Management of Corneal perforation (8 mins) | : | Prabhakar Singh |
| 4. Management of Traumatic Cataract (8 mins) | : | Amit Raj |
| 5. Management of Traumatic Glaucoma (8 mins) | : | Subhash Prasad |
| 6. Management of Posterior Segment Trauma (8 mins) | : | Abhishek |
| 7. Management of Orbital Trauma (8 mins) | : | Gyan Bhaskar |

Panel Discussion : (14 mins)

IC244 - Nuances of Neuro-ophthalmology

Digvijay Singh - Gurgaon

Date : 17-03-2024
Time : 08:30 - 09:45
Hall : Hall 4A Under Ramp (Level 0)

Neuro-ophthalmology is a perplexing field for the general ophthalmologist. Overlapping symptoms and similar appearing clinical signs produce a diagnostic dilemma, compounded by an overload of investigations. This course describes the protocols for a neuro-ophthalmic exam in light of various clinical conditions and provides a roadmap for management. Starting from basic neuro-ophthalmic examination, the course will proceed to cover specific topics such as examination of a patient with disc edema and disc pallor and an eye having vision loss with a normal fundus. It will discuss the position and role of various investigations (OCT, visual fields, electrophysiology, radio-imaging). The course will be conducted in a case-discussion style with interactive sessions having ample audience participation. The panel of renowned experts will help answer all audience queries. At the end of the course, the attendees would be able to examine, investigate and diagnose common neuro-ophthalmic disorders.

- | | | |
|---------------------------------------------------------------------------|---|------------------------|
| 1. Tips for an effective neuro-ophthalmology exam (8 mins) | : | Ankur Sinha |
| 2. Approach to pale or swollen discs (8 mins) | : | Rohit Saxena |
| 3. Vision loss in a normal fundus. Now What? (8 mins) | : | Digvijay Singh |
| 4. Use of OCT in neuro-ophthalmology practice (8 mins) | : | Dipankar Das |
| 5. Visual Fields: localise the lesion (8 mins) | : | Rashmin Gandhi |
| 6. Radio-imaging in neuro-ophthalmology: making the right choice (8 mins) | : | Swati Phuljhele |
| 7. Electrophysiology is your friend (8 mins) | : | Mahesh Kumar |
| 8. Neuro-ophthalmology cases: Rapid Fire (9 mins) | : | Digvijay Singh |

Panel Discussion : (10 mins)





IC3 - Justice in Ophthalmology - An Instruction Course on Pertinent Legal Aspects of Ophthalmic Practice

Jayanta Kuila - Purba Medinipur

Date : 17-03-2024

Time : 08:30 - 09:45

Hall : Hall 5A Under Ramp (Level 0)

The practice in Ophthalmology, like other disciplines in medical sciences is not any more only about the science, art of delivering the highest quality of treatment and finesse of surgery. With introduction of the consumer protection act people started to stamp the unfavourable treatment outcomes as deliberate omission of care on the part of a doctor. This questionnaire based instruction course is designed in such a way that a legal expert will answer the valid apprehensions of a practising ophthalmologist in four aspects - legal measures to protect the treating ophthalmologist, legal measures to protect the centre of practice, legal measures against harassment in social media or physical and mental assault of the doctor and the steps to ensure patients' rights also. We believe that this instruction course can find a delicate solution so that no genuine patient or a devoted ophthalmologist face undue hindrance in receiving or providing proper treatment respectively.

1. The Efficient Frontier - How to protect your centre from litigations (10 mins) : **Nishanth Madhivanan**
2. The draconian Deal - How to deal with the cunning companies (10 mins) : **Varun Malhotra**
3. The Armour of God - How to protect yourself from CPA (10 mins) : **Jayanta Kuila**
4. The Battle for Integrity - Facing the physical, mental and social media harassment (10 mins) : **Purban Ganguly**
5. A Worthy Warrior - Is accreditation status helps in preventing litigations (7 mins) : **Sumana Chatterjee**
6. Care and Cure - How to protect the interests of patients (8 mins) : **Seema Krishna Mane**
7. The Judgement Day - How to face the (10 mins) : **Bhaskar Mukherjee**

Panel Discussion : (10 mins)



IC122 - Hitting The Mark With MIGS / A Video- Based Deconstruction Along With 4D Holographic Live Training!

Date : 17-03-2024
Time : 08:30 - 09:45
Hall : Hall 6 (Mini Aud.) (Level 1)

Prasanna Venkatesh Ramesh - Trichy

This course provides a step-by-step video overview of comprehensive MIGS procedures, such as iStent, Gonioscopy-Assisted Transluminal Trabeculotomy, Endoscopic Cyclophotocoagulation, Bent Ab-interno Needle Goniectomy, MP TSCPC, Kahook Dual Blade & Newer MIGS, with a hands-on, novel 4D augmented reality holographic training system, which we have innovated. This course also focuses on IOP op, peri-operative complications and long-term success of these procedures. The highlights of this IC are as follows:- 1) Video-Based Practical Tips & Tricks 2) Complication Management In MIGS 3) Live Demonstration With Ophthalmic Holographic Simulations 4) Financial Implications & Relevance Of Insurance Regarding MIGS In India 5) Focal Notes As Handouts With QR Codes (Comprising Various MIGS) Will Be Dispatched To Attendee 6) Transformative Guidance Coaching Towards MIGS At the end of the course, the attendees will be given cognitive tools to perform direct gonioscopy and basic MIGS procedures.

1. MIGS – A Paradigm Shift In The World of Glaucoma Surgery (8 mins) : **Amit Pandey**
 2. "Ready To Kickstart" – Nuances of Intraoperative Gonioscopy (8 mins) : **Madhavi Ramanatha Pillai**
 3. "Threading The Right Way" - Suture GATT Decoded (8 mins) : **Mohideen Abdul Kadar Pmt**
 4. "Magic Bullet Of MIGS" - iStent & KDB/BANG with Live Demonstration Of 4D Holographic MIGS Simulator (12 mins) : **Prasanna Venkatesh Ramesh**
 5. "Does Less Invasive Mean Less Risky - An Indian Perspective With Data & Review Of Literature?" (8 mins) : **Sahebaan Sabharwal Sethi**
 6. Endoscopic Cyclophotocoagulation & The Inception of Combined MIGS - A Perspective & Way Forward (8 mins) : **Vanita Pathak Ray**
 7. Micropulse Transscleral Cyclophotocoagulation & Newer MIGS (Gonio Scrubber, Tanito Hook & Espallat) (8 mins) : **Murali Ariga**
- Panel Discussion : (15 mins)





IC564 - Success lies in Broca's Area - Communication Pearls for Successful Clinical Practice

Date : 17-03-2024
Time : 08:30 - 09:45
Hall : Hall 7 (Mini Aud.) (Level 1)

Krishna Prasad R. - Hubli

Barriers in Patient Doctor Communication leads to Patient Dissatisfaction, despite adequate Clinical Quality. Hurried Consultation with reduced human element, use of confusing jargon and poor Vocabulary often leads in Conflicts and stressed Patient Doctor relationship. Lack of Empathy while breaking Bad News can often escalate Tension and can result in mistrust. Importance of training Young Doctors in Communication and Soft skills cannot be overemphasized. Presence of Mind, subtle sense of Humour and right usage of words can result in a happy and grateful Patient. This Instruction Course aims at discussing all aspects of Communication goofups threadbare and suggest remedial measures.

- | | | |
|----------------------------------------------------------------|---|--------------------------|
| 1. Tracing the roots of Bad Communication (10 mins) | : | Kirti Singh |
| 2. Communication Goofups in OPD (10 mins) | : | Manohar Puttanna |
| 3. Communication in Cataract Surgery Situations (10 mins) | : | Krishna Prasad R. |
| 4. Breaking the Bad News (10 mins) | : | H.M. Ravindranath |
| 5. Sense of Humour and Wit in Clinical Communication (10 mins) | : | Quresh B. Maskati |
| 6. Communication Pearls for Post Graduates (10 mins) | : | Deepti P. |

Panel Discussion : (15 mins)

IC187 - What the hell is EDOF?

Date : 17-03-2024
Time : 08:30 - 09:45
Hall : Hall 2 (Level 2)

Sourabh Patwardhan - Sangli

EDoF or extended depth of focus IOLs are a new breed of premium IOLs. They are supposedly better than trifocals and will soon replace multifocal and trifocals...but is that so? Let's find out from the experts from their experiences with different EDoF IOLs. Personal data of achieved results as well as aberrometric data will also be discussed. The Instruction course will also discuss options for different case scenarios. Which Lens is chosen by experts for the particular cases will be discussed. It is a very practical and interactive course.

- | | | |
|------------------------------------------------------------------|---|----------------------------------|
| 1. Optical Principles behind EDOFs (12 mins) | : | Sourabh Patwardhan |
| 2. Real life experience using different EDOFs (10 mins) | : | Deshpande Nitin Suhas |
| 3. Aberrometry evaluation of EDOFs (10 mins) | : | Amit Kumar Mahajan |
| 4. How do I choose between Trifocal and EDOF (6 mins) | : | Shon Vasanttrao Chinchole |
| 5. Unsatisfied patients with EDOF: causes and management (7mins) | : | Nidhi Patwardhan |
| 6. Case based choices (20 mins) | : | Sourabh Patwardhan |

Panel Discussion : (10 mins)





IC465 - Human Amniotic Membrane: Preparation and Applications

Date : 17-03-2024
Time : 08:30 - 09:45
Hall : Hall 2A (Level 2)

Soham Basak - Barrackpore

Human amniotic membrane transplantation (hAM-T) is a very versatile tool for the ocular surface surgeons. hAM-T provides tectonic support and has anti-inflammatory and growth factors which help in restoration of compromised ocular surface. hAM-T finds use in acute conditions like chemical or thermal burn and Stevens-Johnson syndrome; as protective cover over surface epithelial defects, and as an adjunct in other surface procedures like pterygium excision, limbal cell transplantation, conjunctival mass excision and bleb repair. Objective: At the conclusion of this video-based course, the surgeon will be able to describe (1) how to process and prepare hAM from human placenta, (2) different types of hAM available, (3) various indications of hAM-T in ocular surface surgery and (4) various surgical techniques of hAM-T.

1. Course introduction and How to prepare human amniotic (10mins) : **Soham Basak**
2. Amniotic membrane transplantation in acute conditions (15 mins) : **Tuhin Chowdhury**
3. Amniotic membrane transplantation for ocular surface healing(15 mins) : **Aditya Pradhan**
4. Amniotic membrane as adjunct to ocular surface surgeries (15 mins) : **Nidhi Gajendragadkar**

Panel Discussion : (15 mins)

IC408 - A dialogue between Mentors & Mentees on iatrogenic complications in Vitreo-retinal surgery

Date : 17-03-2024
Time : 08:30 - 09:45
Hall : Hall 2B (Level 2)

Debdul Chakraborty - Kolkata

The course aims to emphasise on the value of learning from challenges and the role of mentorship. It will include presentations by new VR surgeons (Mentees) on inadvertent retinal breaks during surgery, managing proliferative vitreoretinopathy (PVR) and dealing with bleeding complications intra-operatively. Mentors (Experts) will then detail strategies for identifying and preventing iatrogenic breaks, approaches to minimize trauma, ensure meticulous membrane peeling, ways to achieve hemostasis, methods for blood clearance, and describe preventive strategies for high-risk cases. This will be followed by experts sharing pearls on different scenarios. An interactive panel discussion with emphasis on audience participation, where new VR surgeons can ask questions directly to senior surgeons. Key takeaways from the discussions will include sharing of experience, significance of mentorship and continuous learning in VR surgery.

1. Introduction (3 mins) : **Debdul Chakraborty**
2. Inadvertent retinal break and haemorrhage during surgery (6 mins) : **Asmita Saha**
3. Managing iatrogenic breaks and retinal touch (8 mins) : **Aniruddha Maiti**
4. Difficulties in PVR management (6 mins) : **Preeyam Biswas**
5. Avoiding pitfalls in PVR management (8 mins) : **Rupak Kanti Biswas**
6. How to avoid intraoperative haemorrhage (8 mins) : **Manabjyoti Barman**
7. Managing sub retinal pathology safely – an intermediate level guide (8 mins) : **Boral Subhendu Kumar**
8. The ABC guide to avoid iatrogenic complications. (8 mins) : **Debdul Chakraborty**

Panel Discussion : (20 mins)





82nd Annual Conference of All India Ophthalmological Society, 2024



Teachers of Tommorrow (Finals):

Cordinotors: Krishna Prasad R,
Gopal Pillai,
Prajula Maharana, Anu Malik

Date : 17-03-2024

Time : 08:30 - 09:45

Hall : Hall 1 (Main Aud.) (Level 4)

DAY 04 - SUNDAY

506



<https://www.facebook.com/AIOSSC>



<https://www.youtube.com/@AIOSSC>



<https://www.aios-scientificcommittee.org>

506



IC168 - As is our clinical observation, so is our pathology

Dipankar Das - Guwahati

Date : 17-03-2024

Time : 08:30 - 09:45

Hall : Hall 1A (Level 4)

Comprehensive ophthalmology includes the clinical and pathological understanding of diseases in a systematic way. Clinico-pathological aspects help us to know in details which include imaging advancement, real time integration of the investigating tools to abreast the ocular pathology with complete cytological, histopathological and molecular pathological diagnosis. Various dystrophic changes in cornea, infectious disease like ocular tuberculosis, primary vitreo-retinal lymphoma, nuances in retinoblastoma, newer diseases like IgG 4 related diseases will be dealt in this case based instruction course. It will be beneficial for ophthalmology post graduates, fellows, ophthalmic pathologists and experts in the field of cornea, oculoplasty, ocular inflammation and oncology-pathology to get updated from the course in the best of the way.

- | | | |
|--------------------------------------------------------------------------------|---|-----------------------------|
| 1. Introduction (5 mins) | : | Dipankar Das |
| 2. Clinico-pathology of corneal dystrophies- Case based (12 mins) | : | Murthy Somasheila I. |
| 3. Clinico-pathology of ocular tuberculosis- Case based (12 mins) | : | Jyotirmay Biswas |
| 4. Clinico- pathology of primary vitreo-retinal lymphoma- Case Based (12 mins) | : | Reema Bansal |
| 5. Clinico-pathology of retinoblastoma- Case based (12 mins) | : | Dipankar Das |
| 6. Clinico- pathology of IgG4 related disease-Case Based (12mins) | : | Obaidur Rehman |

Panel Discussion : (10 mins)





IC348 - Deconstructing Reconstruction – A comprehensive course on eyelid and ocular surface reconstruction

Rwituja Thomas - New Delhi

Date : 17-03-2024

Time : 08:30 - 09:45

Hall : Hall 1B (Level 4)

Often, surgeons are at a loss as to how best to repair eyelid defects or manage ocular surface disorders. This course will provide a comprehensive overview of what should be done when and how to give patients an aesthetically pleasing outcome. What is the best option, a flap or a graft? How to size? What to do when a graft does not take up? How to ensure vascularity and viability? This will be addressed with videos and clinical scenarios of staged procedures for eyelid reconstruction and managing cicatricial disorders of the ocular surface with grafts. We will start with the core plastic surgery doctrines of harvesting grafts and fashioning flaps. Workhorse procedures used in the management of defects from carcinoma excisions including eyelid tumors, OSSN, trauma and eyelid retraction will be outlined. When to use a Tenzel flap, Glabellar flap, periosteal flap, post-auricular skin graft, hard palate graft and MMGs along with fascia lata graft for ptosis and more will be covered.

- | | | |
|-----------------------------------------------------------------------------|---|------------------------------------------------|
| 1. Principles of Flaps and Grafts (8 mins) | : | Aman Vaishya |
| 2. Managing Upper and Lower Eyelid Retraction (10 mins) | : | Akshay Nair |
| 3. Fascia Lata Graft - Harvest, Sow and Reap! (8 mins) | : | Rwituja Thomas |
| 4. Eyelid Reconstruction Made Easy (20 mins) | : | Ashok Kumar Grover |
| 5. OSSN - How we keep the surface safe (12 mins) | : | Fairooz Puthiyapurayil
Manjandavida |
| 6. Ocular Surface Cicatricial Disorders - How best to use the MMG (12 mins) | : | Sharon Dsouza |

Panel Discussion : (5 mins)





IC191 - Advancing Ophthalmic Diagnosis: Harnessing the Power of OCTA in Clinical Practice

Date : 17-03-2024
Time : 08:30 - 09:45
Hall : Trade Hall A

Ankur Singh - Delhi

Advancements in ophthalmic diagnosis provided us with Optical Coherence Tomography Angiography (OCTA), a safe and swift imaging modality, that is reshaping the ophthalmic landscape. This IC offers a deep dive into OCTA's intricate interpretation of retinal and choroidal disorders, empowering clinicians with a robust diagnostic framework. With a focus on the technology's foundational principles, the course underscores the critical role of quantitative parameters, amplifying their significance in informed clinical decision-making. Through compelling clinical scenarios, the course navigates intricate diagnostic dilemmas, showcasing OCTA's superiority over traditional FFA. Moreover, the course anticipates future breakthroughs, highlighting the ethical integration of OCTA into everyday clinical practice, and cementing its pivotal position in the evolution of modern ophthalmic care.

- | | | |
|-------------------------------------------------------------------------------------------------------------------|---|-----------------------|
| 1. Decoding OCTA Interpretation: Unveiling Essential Toolkit, Artifacts, and the Role of Quantification (12 mins) | : | Devesh Kumawat |
| 2. Clinical Insights of OCTA in Diabetic Retinopathy and Retinal Vascular Pathologies (13 mins) | : | Vinod Kumar |
| 3. OCTA Applications in Polypoidal Choroidal Vasculopathy and Non-exudative Macular Neovascularization (13 mins) | : | Bhuvan Chanana |
| 4. Macular Telangiectasia (Mac-Tel) Exploration and the Significance of Wide-Field OCTA (13 mins) | : | Pradeep Kumar |
| 5. Deciphering Posterior Uveitis with the Aid of OCTA (12 mins) | : | Ankur Singh |

Panel Discussion : (12 mins)

Miscellaneous Ophthalmology Pot Pouri

Chairperson: Sharfuddin Ahmed

Co- Chairperson : Shams Noman

Moderator : Santosh Agrawal

Date : 17-03-2024
Time : 08:30 - 09:45
Hall : Trade Hall B

- | | | |
|-----------------------------------------------------------------------------|---|-----------------------------|
| 1. Ocular surface disease and antiglaucoma medications | : | Shams Noman |
| 2. Relation of Electronic Device exposure and ocular surface diseases | : | Sharfuddin Ahmed |
| 3. Overcoming the fear of the whites | : | Ferdous Akhter Jolly |
| 4. Nishida procedure for different causes of limitation of ocular movements | : | Ahmed Awadein |
| 5. Mastering Diabetic Vitrectomy | : | Khaled M Mourad |
| 6. Practice management – Tips for success | : | Santosh Agrawal |
| 7. A case report of surgically induced necrotising scleritis | : | Afroze Ahmed |

DAY 04 - SUNDAY





IC246 - Course Title: Corneal rescue: simple techniques to save vision

Murthy Somasheila I. - Hyderabad

Date : 17-03-2024

Time : 09:45 - 11:00

Hall : Hall 4 (Level 0)

Corneal diseases are frequently seen by the general ophthalmologists. Not all cases need to be referred to the specialist and many conditions can be managed once the practitioner has an understanding of basic corneal conditions. In this video-based course, we will provide step-by-step instructions on the basic surgical procedures in Cornea. The course starts with the technique of proper corneal scraping and using simple new methods such as trypan blue staining, thus not having to depend on microbiology set up. It will throw light on how to manage corneal thinning and corneal perforations in infective and non-infective cases. The technique of corneal glue application, amniotic membrane surgery, tenons patch graft, corneal patch graft with indications and follow-up of such cases will be discussed in detail.

- | | | |
|---------------------------------------------------------------------------|---|--------------------------------|
| 1. Introduction (2 mins) | : | Murthy Somasheila I. |
| 2. Blue to the rescue: Corneal Scraping (10 mins) | : | Prajakta Dandekar |
| 3. Glue to the rescue: Tissue Adhesive and Bandage contact lens (10 mins) | : | Ikea |
| 4. Amniotic membrane transplantation – various techniques (10mins) | : | Purvasha Narang |
| 5. Tenons patch graft (10 mins) | : | Kavita Rao |
| 6. Corneal patch graft (10 mins) | : | Quresh B. Maskati |
| 7. Other modalities: scleral patch graft, synthetic cornea (10 mins) | : | Suchi Smitha Thotapalli |

Panel Discussion : (13 mins)



IC577 - A to Z care of Epiphora! The pillars for successful outcomes of the Lacrimal Drainage system

Date : 17-03-2024

Time : 09:45-11:00

Hall : Hall 5 (Level 0)

Jayanta Kumar Das - Guwahati

Though nasolacrimal duct obstruction is the commonest cause of tearing, punctum and canalicular pathology also play a crucial role. This video-based course will cover topics including indications, different operative techniques, probable complications, newer aetiologies, and advancement in this field. This course will outline the different procedures with a detailed step-by-step demonstration of surgical techniques by using operative videos and photographs along with highlighting some hidden and commonly overlooked causes. At the conclusion of the course, the attendees will be able to make an update with evidence-based knowledge on Lacrimal Drainage disorders including newer dimensions of aetiologies.

- | | | |
|---------------------------------------------------------------------------------------|---|--------------------------------|
| 1. Management of congenital cause (10 mins) | : | Rwituja Thomas |
| 2. Punctal and canalicular tear management (10 mins) | : | Shaloo Bageja |
| 3. The magnitude of Disease in Community (10 mins) | : | Nilanjan Kaushik Thakur |
| 4. Management tips for unusual presentation and newer dimension on etiology (10 mins) | : | Jayanta Kumar Das |
| 5. Conjunctivo DCR and Ext DCR (10 mins) | : | Amrita Sawhney |
| 6. Newer approaches to management (15 mins) | : | Ashok Kumar Grover |

Panel Discussion : (10 mins)

IC478 - No bag? No problem: Mastering the art of Secondary IOLs

Date : 17-03-2024

Time : 09:45 - 11:00

Hall : Hall 8 (Glass Room I) (Level 0)

Shrinivas M. Joshi - Hubli

One of the most dreaded complications of a cataract surgeon is Posterior Capsular Rent or nucleus op. In many such cases, secondary IOL implantation becomes a necessity. Additionally, in certain cases like traumatic cataract, hereditary subluxation of lens, paediatric cataract, etc. implantation of IOL in the bag may not be possible. This Instructional Course explains various indications, types, techniques, surgical procedures and their modifications, novel surgical techniques, complications and post-operative outcomes in patients with secondary IOL implantation. The Chief Instructor and Co-Instructors are experts in their respective field. This instruction course aims to be a great learning experience and a visual extravaganza for the delegates.

- | | | |
|------------------------------------------------------------------------------------------------|---|--------------------------------|
| 1. Use of Gortex sutures : The longer lasting SFIOL (10 mins) | : | KV Satyamurthy |
| 2. Sutured/Glued SFIOL : Is old still gold? (10 mins) | : | Vishal Agrawal |
| 3. Retrofixated IOLs (Iris claw v/s 3 piece lens) surgeon's ease and patient comfort (10 mins) | : | Suhas Haldipurkar |
| 4. Sutureless SFIOLs : Is new really the platinum? (10 mins) | : | Kelkar Aditya Shreekant |
| 5. Managing the 3Ds : Dangling, Decentred and Dislocated IOLs (10 mins) | : | Shrinivas M. Joshi |
| 6. Scleral tuck IOLs : ?The new game changer (10 mins) | : | Giriraj Vibhute |

Panel Discussion : (15 mins)





IC226 - Developmental Corneal Abnormalities: A Systematic Approach in Unravelling the Diagnosis

Muralidhar Ramappa - Hyderabad

Date : 17-03-2024
Time : 09:45 - 11:00
Hall : Glass Room 2 (Level 0)

This course covers the diagnosis and management of childhood developmental corneal abnormalities. It emphasizes the importance of diagnostic imaging, offering attendees insights into accurate diagnosis. The course addresses a holistic management philosophy, incorporating medical and surgical therapies, glaucoma management, and visual rehabilitation. The objective is to equip attendees with skills for differential diagnosis of pediatric corneal abnormalities and the knowledge to provide comprehensive care encompassing medical, surgical, genetic, and rehabilitative approaches. The accurate and timely diagnosis of these abnormalities is challenging, but this course presents a systematic, integrated approach, drawing from medical, surgical, genetic, and rehabilitative strategies, supported by a review of relevant literature.

1. Axenfeld Rieger Anomaly: Diagnosis and management (10mins) : **A. K. Mandal**
2. Outcomes of sclero-corneal-keratolimbal-allografts (SC-KLAL) in children with sclerocornea (10 mins) : **Muralidhar Ramappa**
3. Integrated intraoperative OCT in the diagnosis and management of developmental corneal anomalies (10 mins) : **Radhika Tandon**
4. Anterior segment alterations in congenital primary aphakia (10 mins) : **Sunita Chaurasia**
5. Epibulbar Dermoid and Spectrum of Malformations (10 mins) : **Meena Lakshmi pathy**
6. ASDA challenges (10 mins) : **M. Vanathi**

Panel Discussion : (10 mins)



IC442 - Challenges and Strategies for establishing a Private Ophthalmology practice

Sudhir Kumar - Patna

Date : 17-03-2024

Time : 09:45 - 11:00

Hall : Hall 3A Under Ramp (Level 0)

Setting up a private ophthalmology practice can indeed be both rewarding and challenging. It allows one to provide specialized eye care services, build patient relationships, and have more control over one's practice. However, it also involves significant financial investments, regulatory compliance, and competition in the healthcare industry. Foremost requirement for owning a hospital is developing a strong mind-set of high level of motivation, desire to be successful and working hard for his/her own need rather than working for someone else. Careful planning, a strong business strategy, and dedication to patient care would lead to success in this field. This course aims to provide a comprehensive understanding of establishing an ophthalmology practice. Delegates can expect to gain practical insights and tips that will enhance their ability to set up and manage a successful practice.

1. The Private Practice option - Why and How? (10 mins) : **Sudhir Kumar**
2. Financial Considerations - an overview (10 mins) : **Ranjana Kumar**
3. Infrastructure development - Location, Space & Compliances (10 mins) : **Deepak Agrawal**
4. Equipment and Technology (10 mins) : **Abhishek Ranjan**
5. Establishing an ophthalmic operation theatre (10 mins) : **F Tarannum**
6. Marketing and Patient Acquisition : Facing the competition (10 mins) : **Vishal Kishore**

Panel Discussion : (15 mins)

YOSI Session 4 – How I made a difference in Ophthalmology – A YOSI Session

Date : 17-03-2024

Time : 09:45 - 11:00

Hall : Hall 4A Under Ramp (Level 0)

Moderators: Sonal Kalia, Annu Joon

Panelists: Awaneesh Upadhyay, Apoorva AG, Nupur Goel, Bhavya Gokani, Pranesh Ravi

1. International Registry Studies – My experience with Conjunctival Melanoma (8 mins) : **Puneet Jain**
2. Outreach programs and serving the community internationally (8 mins) : **Aarti Heda**
3. Medilegal Survey by YOSI (8 mins) : **Deepanshu Agrawal**
4. Incorporating simple innovations in practice (8 mins) : **John Davis Akkara**
5. Frugal Innovations in Refractive Surgery (8 mins) : **Zain Khatib**
6. PIVOTAL Survey – A VR Training status (8 mins) : **Diva Kant Misra**

Panel Discussion : (27 mins)





IC23 - The war of flaps

Vinod Kumar Arora - Dehradun

Date : 17-03-2024

Time : 09:45 - 11:00

Hall : Hall 5A Under Ramp (Level 0)

Refractive surgery allows refractive errors to be corrected permanently safely, effectively, and reliably with few complications. Ophthalmic surgeons now have a multiplicity of refractive surgical methods at their disposal for the individualized correction of refractive errors. However, the debate continues to debate whether to use a microkeratome or Femto or no flap SMILE or recently no flap no cap advance surface ablation for corneal refractive surgery. There is a tremendous improvement in all the techniques and none has gone into obviaton. The learning objectives of this interactive course are that the attendee • should become familiar with the different techniques of refractive surgery now available for the correction of refractive errors of the human eye, • should know the indications for each technique according to the accepted guidelines for Refractive Surgery, • and should be able to inform patients about the contraindications and possible complications of each technique.

1. Introduction to the course and experts (5 mins) : **Vinod Kumar Arora**
2. Microkeratome Lasik is still the best (12 mins) : **Monika Jethani**
3. Femtosecond Safer Lasik (12 mins) : **Dhami G.S.**
4. Smile all the way (12 mins) : **Anand Parthasarathy**
5. Contoura Vision for your eyes (12 mins) : **Wavikar Chandrashekhar Murlidhar**
6. How advance is the " Advance Surface Ablation" (14 mins) : **Vinod Kumar Arora**

Panel Discussion : (8 mins)



IC404 - Is Lens Extraction in Primary Angle Closure Glaucoma Justified?

Nangia Vinay Kumar B. - Nagpur

Date : 17-03-2024

Time : 09:45 - 11:00

Hall : Hall 6 (Mini Aud.) (Level 1)

Primary angle closure glaucoma is a rapidly blinding disease and is of significant public health importance. The lens is considered to play an important role in the development of primary angle closure disease. Removal of the lens when cataractous is considered acceptable clinical practice and can help to control the OP. However, the viewpoints differ when it comes to the removal of the crystalline lens in the absence of a cataract. This course will deal with the anatomy of the eye in PACG, the role of the lens thickness, evidence in favour of lens extraction and the technique of lens extraction with shallow anterior chamber in a patient of PACG. In addition, the question of whether lens extraction alone or with glaucoma surgery is more effective will be answered. Case presentations and interactive discussions will be done on the nuances and way forward.

1. Indications for lens extraction in primary angle closure glaucoma (8 mins) : **Harsh Kumar**
2. What do the studies say about the efficacy of lens extraction in PACG? (10 mins) : **Prateep Vyas**
3. Surgical techniques for lens extraction in PACG (10 mins) : **Nangia Vinay Kumar B.**
4. Lens extraction alone or combined surgery. What is preferable and more effective (10 mins) : **Surinder S Pandav**
5. Cases: Lens extraction in PACG, course and outcome (8 mins) : **Vineet Ratra**
6. Viewpoint on Lens Extraction in PACG - 1 (4 mins) : **Surinder S Pandav**
7. Viewpoint on Lens Extraction in PACG - 2 (4 mins) : **Harsh Kumar**
8. Viewpoint on Lens Extraction in PACG (4 mins) : **Nangia Vinay Kumar B.**

Panel Discussion : (17 mins)





Student of the Year - Final

Cordinators: Krishna Prasad R,
Shrinivas Joshi

Date : 17-03-2024

Time : 09:45 - 11:00

Hall : Hall 7 (Mini Aud.) (Level 1)

IC79 - All about Capsulotomy: Avoiding and managing complications of capsulotomy in Phaco and SICS

Minu M. Mathen - Thiruvananthapuram

Date : 17-03-2024

Time : 09:45 - 11:00

Hall : Hall 2 (Level 2)

Anterior capsulotomy is one of the most important steps of both phacoemulsification and manual SICS, which will influence the successful completion of all the other steps that follow and the post operative stability of especially premium IOLs. This video based course will cover the basics of all types of capsulotomies including can-opener, capsulorhexis, zepto and femto capsulotomies. The techniques of successfully completing capsulotomy in different types of cataracts including soft, brown, subluxations, mature, intumescent & hypermature cataracts with capsule fibrosis & paediatric cataracts will be demonstrated including the use of cystotomes, forceps, microforceps & capsul staining dyes. How to use the capsulorhexis for support of PC IOLs and optic capture will be shown along with how to deal with complications like small capsulorhexis, rhexis tear and extension of tear into posterior capsule. Special situations with zepto and femto laser capsulotomy will also be detailed.

1. The correct technique and instrumentation for anterior capsulorhexis and canopener capsulotomy (8 mins) : **Suven Bhattacharjee**
2. Dealing with anterior capsule of mature intumescent, hard brown and hypermature cataracts (8 mins) : **Amit Porwal**
3. When and how does the anterior capsulorhexis tear and how to proceed with surgery (8 mins) : **Gaurav Luthra**
4. Ideal capsulotomies for difficult SICS situations (8 mins) : **Sudeep Das**
5. Femto and zepto capsulotomies: advantages and limitations (8 mins) : **Minu M. Mathen**
6. Capsulorhexis in Zonular dialysis, capsule stabilising devices, optic capture of PCIOL in CCC (8 mins) : **Naren Shetty**
7. Techniques of Paediatric capsulorhexis, enlarging a capsulorhexis, retrieving a running out rhexis (8 mins) : **Haripriya Aravind**

Panel Discussion : (19 mins)



IC253 - Proliferative Diabetic Retinopathy- Tricks to tackle the Tricky One!

Gagan Bhatia - New Delhi

Date : 17-03-2024

Time : 09:45 - 11:00

Hall : Hall 2A (Level 2)

This video-assisted course deals with the management of Proliferative diabetic retinopathy. The presentations touch upon important aspects considered during decision making, and key principles applied in surgical proliferative diabetic retinopathy cases. Lectures will have videos that emphasise the crucial steps in management that impact and improve the outcome in these difficult cases. From preoperative diagnosis and surgical approaches in managing these cases to and intraop. and postop complications are discussed in detail. At the conclusion of this course the attendees will be able to improve their decision making while handling surgical proliferative diabetic retinopathy, and avoid common errors that lead to poor outcomes. Improved understanding of principles involved in management of these cases will provide their patients with better surgical results.

- | | | |
|-----------------------------------------------------------------------|---|-------------------------|
| 1. How OCT helps in surgical planning in PDR (10 mins) | : | Darius Shroff |
| 2. Disc on wards dissection: Unimanual rocks (10 mins) | : | Sangeet Mittal |
| 3. Bimanual surgery – The Savior (10 mins) | : | Gagan Bhatia |
| 4. Tackling Combined Retinal Detachments (10 mins) | : | Dhanashree Ratra |
| 5. Managing Intra operative and post operative complications (10mins) | : | Ritesh Narula |

Panel Discussion : (25 mins)

IC82 - The A to Z of Ocular Trauma

K. Shyamsundar - Durgapur

Date : 17-03-2024

Time : 09:45 - 11:00

Hall : Hall 2B (Level 2)

Ocular Trauma, often an ocular emergency can involve any part of the eye or its adnexa and need meticulous evaluation and management to improve the long term visual prognosis. If not treated in a timely manner, the morbidity can be devastating. To start with, it is important to know about the updated classifications in use. Proper treatment protocols have to be followed to ensure that the best possible management can be instituted. As new surgical techniques have played a major role in defining outcomes, we should be fully aware of the recent trends and the need to refer to sub-specialties at the earliest for optimal outcomes. This course will deal with the varied manifestations of ocular trauma, current concepts and the do's and don't's that influence the final result. Experienced speakers will elaborate on relevant aspects of ocular trauma, the role of appropriate investigations and evidence based management. Panel discussion would also address the best practices in vogue.

- | | | |
|-----------------------------------------------------------------------|---|------------------------------|
| 1. Ocular Trauma : Overview and Classification (7 mins) | : | K. Shyamsundar |
| 2. Principles of Wound Repair (7 mins) | : | J. K. S. Parihar |
| 3. Managing Anterior Segment Trauma and Traumatic Cataracts (11 mins) | : | J. K. S. Parihar |
| 4. Raised IOP in Ocular Trauma (10 mins) | : | Vineet Ratra |
| 5. Pearls in managing Posterior Segment issues (10 mins) | : | Dhanashree Ratra |
| 6. Orbit and Adnexal Injuries (10 mins) | : | Vinod Kumar Baranwal |
| 7. Preventive and medicolegal aspects (10 mins) | : | Rajendra Prasad Gupta |

Panel Discussion : (10 mins)





IC297 - Posterior Capsule Rupture Management

Haripriya Aravind - Chennai

Date : 17-03-2024

Time : 09:45 - 11:00

Hall : Hall 1 (Main Aud.) (Level 4)

This video based course and panel discussion will highlight tips for early identification of surgical complications, nucleus and cortex management in the presence of a capsule tear, anterior vitrectomy tips and technique of IOL placement in capsular bag and sulcus. Attendees will learn principles of posterior capsule tear management along with several case based scenarios to help them apply these techniques in their clinical practice. Techniques of iris sutured, iris claw and scleral fixation shall also be discussed.

- | | | |
|---------------------------------------------------------------|---|-----------------------------------|
| 1. Introduction (5 mins) | : | Haripriya Aravind |
| 2. Anterior Vitrectomy Principles (10 mins) | : | Sujatha Mohan |
| 3. Nucleus Management and Conversion to SICS (10 mins) | : | Minu M. Mathen |
| 4. Cortex removal in the presence of a PCR (10 mins) | : | Shivkumar Chandrashekharan |
| 5. IOL placement when capsule support is compromised (10mins) | : | Haripriya Aravind |
| 6. Scleral fixated IOL (10 mins) | : | Prabu Baskaran |
| 7. Iris claw and Iris fixated IOL (10 mins) | : | Vivekanandan V R |

Panel Discussion : (10 mins)

IC259 - 'Ptosis Surgery Training Module'- A step by step 'Video Assisted Surgical Tutorial' (VAST)

Mukesh Sharma - Jaipur

Date : 17-03-2024

Time : 09:45 - 11:00

Hall : Hall 1A (Level 4)

We intend to present a course where emphasis will be given to step by step training with the help of Video demonstration . We have included almost all types of Ptosis surgeries like Fasnella Servat Surgery, MMCR, Levator Resection, Silicon Sling & Frontalis Flap. Our all presenters have extensive teaching experience & are highly trained in the subject . We aim to create an actual Training module in our course , where every step of these surgical procedures will be video demonstrated & explained in a manner that all attendee can absorb them their clinical practice. Last 2 slides of each presentation will be encompassing Pearls & Perils for the surgery described . Our primary emphasis will be on Video based skill transfer of various surgical options for this common entity 'Ptosis'. We have also kept 4 minutes of discussion after each talk to clear all possible doubts & for interactive audience participation.

- | | | |
|-----------------------------------------------------------|---|------------------------------|
| 1. Fasanella Servat Surgery (10 mins) | : | Santosh G. Honavar |
| 2. Mullers Muscle Conjunctival Resection (MMCR) (10 mins) | : | Mukesh Sharma |
| 3. Levator Resection (10 mins) | : | Ashok Kumar Grover |
| 4. Silastic Sling – Anita Sethi-10 Mins (10 mins) | : | Sethi Anita |
| 5. Frontalis Flap Ptosis surgery (10 mins) | : | Kasturi Bhattacharjee |

Panel Discussion : (20 mins)





IC247 - OCT and its various applications in ophthalmology

Date : 17-03-2024
Time : 09:45 - 11:00
Hall : Hall 1B (Level 4)

Saurabh Verma - New Delhi

Optical coherence tomography (OCT) is probably one of the most commonly used investigative modality in ophthalmology owing to its non-invasive nature and excellent resolution which can help one in diagnosing as well as treating various conditions in ophthalmology. It is increasingly being used in all ophthalmological sub-specialities owing to increasing versatility of newer generation machines as well as our evolving understanding of its potential use. This instruction course (IC) aims at proving a comprehensive guide to applications of OCT in ophthalmology by leading practitioners from various sub-specialities of ophthalmology. This IC will be useful for ophthalmologists from all specialities and will further the discussion about the common as well as newer uses/ findings of OCT in ophthalmology.

- | | | |
|--------------------------------------------------------------------------------------|---|----------------------------|
| 1. Basics and role of OCT in retinal disorders (10 mins) | : | Saurabh Verma |
| 2. Applications of Optical coherence tomography in uveitis (10mins) | : | Mohit Dogra |
| 3. Ultra-wide field OCT and OCT in peripheral retinal disorders (10 mins) | : | Vinod Kumar |
| 4. Intra operative OCT in retinal surgery (10 mins) | : | Shorya Vardhan Azad |
| 5. OCT in Glaucoma (10 mins) | : | Tanuj Dada |
| 6. Applications of Anterior segment Optical coherence tomography in squint (10 mins) | : | Amar Pujari |
| 7. Applications of Anterior Segment OCT in anterior segment surgeries (10 mins) | : | Pravin Krishna V. |

Panel Discussion : (5 mins)





Volunteer eye surgeons meeting : Reaching the unreached

Arun Sethi

Date : 17-03-2024

Time : 09:45 - 11:00

Hall : Trade Hall A

The IC is intended to:

- (1) Motivate Ophthalmologists to volunteer their professional skills, for the needy patients
- (2) interactive platform to understand the implications, logistics and requirements to undertake a successful volunteer eye care expedition in remote areas: rural/ urban
- (3) Tips and tricks to undertake clinical examination, investigations, and diagnostics, in a restricted environment
- (4) Social and interpersonal training to undertake a volunteer mission, with a new team, in an unfamiliar terrain
- (5) training the young local ophthalmologists, in that area
- (6) panel discussion
- (7) Audience : Q&A

The aim is to motivate the ophthalmologists in the non NGO (private sector) to participate, in a limited manner, to reverse the tide of curable blindness

1. Reaching The Unreached : The Arunodaya Saga (min 10) : **Arun Sethi**
2. Simplifying Cataract Surgery In Medical Missions : Phaco / Sics (min 10) : **Reena Sethi**
3. International Volunteer Programs : My Experience In India (min 8) : **Gerald R. Schultz**
4. Paediatric Vision Screening : Rural Schools Project (min 8) : **Aditya Sethi**
5. Screening for Diabetic Retinopathy : A Community Based Approach (min 8) : **Vaibhav Sethi**
6. Top Mass Screening : Tackling The Scrouge of Glaucoma (min 8) : **Amar Pujari**
7. Applications of Anterior Segment OCT in anterior segment surgeries (10 mins) : **Sahebaan Sabharwal Sethi**

Panel Discussion : (5 mins)





82nd Annual Conference of All India Ophthalmological Society, 2024



EIZOC SESSION

Date : 17-03-2024
Time : 09:45 - 11:00
Hall : Trade Hall B

- Chairman** : Pranav Ranjan
Co-Chairpersons : Abhijit Ghosh, B N Gupta, Rohindra Lall, Jayanta Boroowa
Convenors : Sunil Surana, Jennifer V Basaiawmoit
Co-Convenors : Subhasish Nag, Y Chingsuingamba Meitei
Moderator : Sabyasachi Pattanayak
Panellists : Tanie Natung, Debashish Das, Sarmistha Behera, Karma Bhutia, B P Kashyap, Amar Kanti Chakma

- Erratic Unpredictable Pupil - Puzzlingout of The Situation : **Swaraj Bhattacharjee**
- Fundal Coloboma - An Ode to the Variety! : **Sony Sinha**
- Edof Tri - Today's Best -is it???: : **S K Mitra**
- Surgical Caveats in Vitreo-Retinal Interfacedisorders Management : **Kshitiz Kumar**
- Never Say no - Dealing With Complexretinal Detachments : **Santosh Mahapatra**
- Basics of IPCL : **Lobsang Tsetim**
- Management Tricks of Wooden Orbital Foreignbodies. : **Jayanta K Das**
- Chat Gpt vs. Bing Ai vs. Bard: Recent Paradigm Shiftof Application of Ai. : **J G Agrawal**

Panel Discussion : (5 mins)

National Symposium : Diabetic Retinopathy

Date : 17-03-2024
Time : 11:00 - 12:15
Hall : Hall 3 (Level 0)

Chairpersons: Piyush Bansal, Natarajan Sundaram
Ajit Babu Majji, Murlidhar, Cyrus Shroff

- Epidemiology & role of AI in Diabetic retinopathy : **Rajiv Raman**
- New insights into DME/DR management via biomarkers : **Santosh Gopi Krishna**
- How DR Telescreening has improved timely management : **R Kim**
- Imagining in diagnosis & management : **Manisha Agarwal**
- Evidence & Experience in medical management of DME/ DR : **Raja Narayanan**
- Attempting to unravel management dilemmas : **Saravanan V R**
- Pearls of surgical management of DR : **Mahesh Shanmugam**

Each talk 10 mins





National Symposium Practice Management

Date : 17-03-2024
Time : 11:00 - 12:15
Hall : Hall 5 (Level 0)

Practice Management 2.0:

Visionary Horizons for Excellence in Ophthalmic Practice

Chairpersons : Arun Sethi, Manilal Odhavji

Moderators : Reena Sethi, Mehdi Shaff

1. **"Eyes in the Sky: Navigating the Future with AI in Ophthalmology"**
Unlocking the potential of artificial intelligence for diagnostics and patient care
Aditya Sethi
2. **"Teleophthalmology 2.0: Beyond the Screen"**
Redefining patient interactions and care delivery in a post-pandemic world
Vaibhav Sethi
3. **"Green Vision: Sustainable Practices for Ophthalmic Excellence"**
Transforming ophthalmic clinics into eco-friendly centers of excellence
R. Venkatesh
4. **"Visionary Expansion: Strategies for Managing Multiple Ophthalmic Centers"**
Building a network of excellence: From one center to a multitude
Mahipal Sachdev (Speaker 2)
5. **"Financial Clarity in Sight: Navigating Growth in Ophthalmic Practice"**
Budgeting, investing, and thriving: A financial roadmap for expansion
Debashish Bhattacharya
6. **"Eyes Ahead: Evolution of Ophthalmic Centers in Skills, Tech, and Services"**
From proficiency to mastery - Upgrading skills, technology, and services for success
G N Rao
7. **"InnovEYEtion: Revolutionizing Ophthalmic Practice Models"**
Breaking boundaries and exploring novel approaches to eye care business
S . Aravind, Tamil Senthil
8. **Design and Planning For Eye Hospitals : The Future**
Arun Sethi
9. **Branding why it is must for all : Satanshu Mathur**
10. **AI BOT for your practice Speaker : Revolutionizing Healthcare**

International Panelists:

Gerald Schultz, Wilna Rauterbach, Olga Antanova, Grant Raymond,
Peter Hedder, Jin A. Choi, Kyongjin Cho, Nihal Adel Hassen

Keynote Address (10'):
Descent, Disciplined and Dignified Retirement: Manilal Chotaliya





Eye bank of Association (EBAI)

Chairpersons : Maj Gen. J K S Parihar, Samar Basak

Co-Chairperson : Quresh Maskati

Convener : Sujata Das

Panelists : Rakesh Shah, Abhishek Chandra,
Shakeen Singh, Rekha G Gyanchand

Date : 17-03-2024
Time : 11:00 - 12:15
Hall : Glass Room 2 (Level 0)

1. Global Collaboration for Eye Banking: Best Practices and Lessons Learned : **J K S Parihar**
2. Advancements in Tissue Preservation Techniques: Ensuring Long-Term Viability : **Sujata Das**
3. Ethical Considerations in Eye Banking: Balancing Supply and Demand : **Rakesh Shah**
4. Community Engagement Programs: Building Trust and Overcoming Cultural Barriers : **Shakeen Singh**
5. Data management of Eye Bank through software : **Sunita Chaurasia**
6. Training the Next Generation of Eye Bank Professionals: Curriculum and Skill Development : **Rakhi Nathawat**

Pediatric ophthalmology 2024 – An update !

Parikshit Gogate

Date : 17-03-2024
Time : 11:00 - 12:15
Hall : Hall 3A Under Ramp (Level 0)

Pediatric ophthalmology is a challenging and interesting subspeciality with ocular manifestation from the front to back of the eye and beyond. This instructioncourse will cover all the newer aspects and learning in pediatric ophthalmology with the aim to upskill and impart new knowledge to the audience in its variedaspects.

1. What's new in strabismus (min 10) : **Sumita Agarkar**
2. Pediatric cataract in 2024 (min 10) : **Parikshit Gogate**
3. Pediatric glaucoma update (min 10) : **Sirisha Senthil**
4. TBD (min 10) : **Soumyava Basu**
5. Ocular Genetics and inherited retina (min 10) : **Manjushree Bhate**





National Symposium : Glaucoma

Chairpersons : Ramanjit Sihota, B Shantha,
Jatinder Singh Balla, Manisha Rathi, Deepak Mishra

Date : 17-03-2024
Time : 11:00 - 12:15
Hall : Hall 6 (Mini Aud.) (Level 1)

- | | | |
|--------------------------------------------------------|---|--------------------|
| 1. Magnitude of the problem in India | : | Suresh Kumar Gupta |
| 2. Critical steps for confirming angle closure disease | : | Sirisha Senthil |
| 3. Role of Anterior segment imaging | : | Dewang Angmo |
| 4. When and how to do a Laser PI and ALPI | : | Tutul Chakravarti |
| 5. Role of clear lens extraction and MIGS | : | Sirisha Senthil |
| 6. Combined cataract surgery with trabeculectomy | : | Amit Porwal |
| 7. Landmark studies on Primary Angle Closure Disease | : | Ankur Sinha |
| 8. My Preferred practice patterns for treating PACG | : | Ramanjit Sihota |

National Symposium: Childhood Myopia

Chairperson : Subhangi Bhave
Co-Chairperson : Kamaljeet Singh
Convener : Praveen Vashist
Moderator : Rohit Saxena
Panelists : Prachi Agasha, Rasheena Bansal, Shruti Nishant, Aditya Sethi

Date : 17-03-2024
Time : 11:00 - 12:15
Hall : Hall 7 (Mini Aud.) (Level 1)

- | | | |
|-------------------------------------------------------------------|---|---------------------|
| 1. Screening for refractive errors and childhood myopia (10 mins) | : | Praveen Vashist |
| 2. Risk Factors for childhood Progressive myopia (10 mins) | : | Murali Kaushik |
| 3. Pharmacological treatment of Myopia (10 mins) | : | Vivekanand Warkad |
| 4. Optical Management options (10 mins) | : | Sandra Chandramouli |
| 5. Myopia management guidelines & best practices (10 mins) | : | Jitender Jethani |

National Symposium - Ocular Trauma Emergencies

Theme - Managing blunt trauma to the eye

Chairperson: A K Grover
Moderator : Mehul Shah

Date : 17-03-2024
Time : 11:00 - 12:15
Hall : Hall 2 (Level 2)

ANTERIOR SEGMENT INJURIES - Purendra Bhasin - 8 Mins
Panelists : Sandip Gupta, Shakeen Singh, J KS Parihar - 10 Mins
GLAUCOMA - Priti Kamdar - 8 Mins
Panelists : Lipi Chakraborty, Amit Pande, Rinal Pandit - 10 Mins
POSTERIOR SEGMENT - Prashant Bawankule - 8 Mins
Panelists : Mehul Shah, S Natrajan, Karobi Lahiri
ORBIT and ADNEXA - Akshay Nair - 8 Mins
Panelists : Ashok Grover , Shreya Shah, J K Das - 10 Mins



2 Mins to Win

Chairperson: Vinod Kumar Arora

Hon Judges: Ashok Grover, Debashishish Bhattacharya, Lalit Verma, D Ramamurthy, Harbansh Lal, GS Dhama, Tejas Shah, Rajesh Fogla, Mallika Goyal, Amit Tarafdar

Date : 17-03-2024

Time : 12:15 - 13:30

Hall : Hall 4 (Level 0)

[WIN22] - Bent Ab interno Needle Goniotomy (BANG) with phacoemulsification in PACD with cataract
Chief & Presenting author : Manik Sardana (S26334)

[WIN26] - SUBMACULAR tPA- DIVE DEEPER, DIVE SAFER!
Chief & Presenting author : Bibhuti B. Kashyap (K16832)

[WIN35] - A NICK IN TIME SAVES NINE
Chief & Presenting author : Mohan Rajan (M02916)

[WIN37] - Fishing out deep stromal foreign bodies
Chief & Presenting author : Ashok Sharma (A04284)

[WIN55] - 360 Degree Giant Retinal Tear with Closed Funnel Detachment
Chief & Presenting author : Sangeet Mittal (M09477)

[WIN57] - SANDWICH KERATOPLASTY TO COMBAT POSITIVE VITREOUS PRESSURE
Chief & Presenting author : Nidhi Gajendragadkar (G17080)

[WIN62] - Autologous tenon patch graft for the treatment of minor traumatic corneal perforations
Chief & Presenting author : Saura Kamal Dutta (D22597)

[WIN67] - IOL twist sign and releasing a stuck haptic from cartridge.
Chief & Presenting author : Sugato Paul (P18775)

[WIN72] - KHATIB LASIK GLOBE STABILIZER
Chief & Presenting author : Zain Khatib (K17738)

[WIN75] - Challenges in the management of Anterior Persistent fetal vasculature syndrome
Chief & Presenting author : Bhawesh Saha (S16436)

[WIN78] - Vitrector assisted anterior capsulorhexis in adult intumescent cataract
Chief & Presenting author : Bhupesh Singh (S15228)

[WIN81] - A panacea for Double Dialysis
Chief & Presenting author : Debashis Dutta (D07662)

[WIN83] - BLU revolution
Chief & Presenting author : Athul S Puthalath (P21667)

[WIN86] - Endocapsular ring insertion: tips and tricks
Chief & Presenting author : Kumar Doctor (D03945)





Expeditions of a young ophthalmologist entrepreneur

Praveen Subudhi

Date : 17-03-2024

Time : 12:15 - 13:30

Hall : Hall 5 (Level 0)

A young ophthalmologist, typically in their early thirties, takes the initiative to start and run an eye clinic. They need to display a combination of ambition, creativity, and a strong desire to make a difference in the world through their entrepreneurial ventures. Young entrepreneurs need to possess unique perspectives, fresh ideas, and the ability to adapt and thrive in a rapidly changing ophthalmology environment. They need to take risks, work hard, and learn from their mistakes as they navigate the challenges and opportunities that come with starting and growing a business at a young age. Young ophthalmologists have to pass through multiple academic economic and emotional upheavals but they need to tread their path with a strong determination. The aim of this course is to make every ophthalmologist attempt to become an employer.

1. Discovering the initial measures to be pursued as a solo practitioner. (8 mins) : **Nikhil Gandhi**
2. Focus on your cataract surgery- sharpening skills is a vital aspect of your entrepreneurial journey (9 mins) : **Anurag Mishra**
3. Retinal surgeon acts as a crucial support structure for anterior segment surgeon (8 mins) : **Sweta Patro**
4. Achieving a harmonious equilibrium between philanthropy and capitalism is a crucial endeavour (8 mins) : **Atul Seth**
5. Staying updated on current advancements is of utmost importance (8 mins) : **Rajiv Gandhi**
6. Aspire for ambitious goals- The transition of your clinic into an institutional practice. (8 mins) : **Praveen Subudhi**
7. Prioritise taking care of your own well being as a primary concern: Medical indemnity (8 mins) : **Shishir Verghese**



IC400 - Freedom from glasses - after Cataract surgery- How to achieve in almost all cases?

Date : 17-03-2024

Time : 12:15 - 13:30

Hall : Hall 8 (Glass Room I) (Level 0)

Elankumaran Pasupathi - Bangalore

Cataract surgery has evolved tremendously over the past two decades to become the most safe and effective surgical procedure worldwide. Advances in intraocular lens (IOL) technology have now provided an array of options for patients undergoing this procedure. A number of IOLs are available which can permit very good near, intermediate and distance vision. This may be a particularly worthwhile option for patients with certain occupations, with a variety of visual needs, or for those who simply do not like the need for reading glasses. With these so-called 'premium' IOLs, there is however a trade-off, in the sense that whilst such technology is getting better and better, it does not quite replicate the quality of vision we had when, for example, we were 21. Our IC will discuss about the various options available and how to match the right IOL for the right patient.

1. Target emmetropia - How to choose the Right machine, Right method, Right Formula? (9 mins) : **Shahbaaz Mohd**
2. Multifocals & Trifocals - Technology, Advantages and Disadvantages (9 mins) : **Kumaran Murugesan**
3. EDOF lenses - Technology, Advantages & disadvantages (9 mins) : **C. V. Gopala Raju**
4. Premium monofocals - Technology, Advantage & Disadvantages (9 mins) : **Subhash Prasad**
5. Right IOL for the Right patient - How to chose from the various technologies available? (10 mins) : **Elankumaran Pasupathi**
6. IOLs for FLACS. (9 mins) : **Sri Ganesh**
7. Post Operative Refractive Surprises - How to manage ? (9 mins) : **Y. Umesh**

Panel Discussion : (10 mins)





IC105 - Vitreo-Retinal Surgeon's Nightmares!

Bhuvan Chanana - New Delhi

Date : 17-03-2024

Time : 12:15-13:30

Hall : Glass Room 2 (Level 0)

In this symposium, we will discuss some of the gravest complications which may occur during vitreo-retinal surgery. These complications can lead to poor visual outcome, and give nightmares to the surgeon. Detailed lectures will be presented, discussing a step-by-step approach to detect and manage such complications. At the end of the session, the audience will learn, to detect many vision threatening complications at the earliest, and also how to act swiftly to manage them successfully. Appropriate and timely intervention, may salvage vision in most of the eyes. The course will be especially beneficial for young retinal surgeons, who are in the early phase of their career. They will become more confident in dealing with such situations.

1. Sub-macular hemorrhage during vitrectomy for retinal detachment: How to proceed? (12 mins) : **Ajay Aurora**
2. My infusion Cannula is not in position:Subretinal or Suprachoroidal displacement of infusion cannula (12 mins) : **Lalit Verma**
3. Uncontrolled bleeding during Diabetic Vitrectomy. (12 mins) : **Bhuvan Chanana**
4. Slippage of Giant Retinal Tear flap: What to do next? (12 mins) : **Daraius Shroff**
5. Globe Collapse during Vitrectomy: Causes, Sequela and Management (12 mins) : **Vishal Agrawal**

Panel Discussion : (15 mins)





IC163 - Thyroid Eye Disease –Diagnosis and Management Paradigms

Date : 17-03-2024

Time : 12:15-13:30

Hall : Hall 3A Under Ramp (Level 0)

Nidhi Pandey - Lucknow

Thyroid eye disease (TED) is an autoimmune disease that can lead to visual impairment, diplopia, strabismus, and cosmetic disfigurement, thus resulting in a gamut of suffering for the patients. As oculoplastic specialists we play an instrumental role in diagnosing and managing the disease's different stages while working in sync with an endocrinologist. Despite one of the most researched ocular conditions, TED management remains a challenge due to the ever evolving treatment options and protocols. The introduction of newer immunomodulatory drugs has on one hand added to our armamentarium but on the other introduced unknown complications and side effects. This IC is designed to impart comprehensive knowledge on the diagnosis, medical, and surgical management of the different stages of TED in accordance with the latest published literature even as our experts share their anecdotal tips and tricks. This includes TED diagnosis and management protocols.

1. Thyroid eye disease work up protocols - practical implications (10 mins) : **Nidhi Pandey**
2. Medical management of different stages of TED (10 mins) : **Joyeeta Das**
3. Lid retraction in TED (10 mins) : **Nidhi Pandey**
4. Newer advances in immunomodulatory therapy in TED (10mins) : **Shruthi Tara Vasudev**
5. Orbital decompression in TED (10 mins) : **Saptagirish Rambhatla**
6. Aesthetic implication of TED (10 mins) : **Pallavi Singh**
7. Case based discussion on TED (3 mins) : **Joyeeta Das**
8. Case based discussion on TED – (3 mins) : **Nidhi Pandey**
9. Case based discussion on TED – (3 mins) : **Shruthi Tara Vasudev**
10. Case based discussion on TED – (3 mins) : **Saptagirish Rambhatla**
11. Case based discussion on TED – (3 mins) : **Pallavi Singh**





IC299 - Myopia Masterclass 1: Practice Management

Jitendra Nenumal Jethani - Vadodara

Date : 17-03-2024

Time : 12:15-13:30

Hall : Hall 4A Under Ramp (Level 0)

The prevalence of myopia has been increasing at an alarming rate. Around 50% of children or more may progress. A lot of myopia progression strategies apart from environmental modifications are coming up. The myopia control clinic requires a separate mindset and a specific practise pattern oriented towards myopia progression control. The Instruction course is about how to start and practise myopia progression control. The intricacies of setting up, running and optimisation of the work flow. The various tests and equipment and protocols to be followed in assessing and followup of the myopic children would be discussed at length. The strategies to market and educate the parents of myopic children and converting the community based school screening also into active myopia control strategies would be evaluated and discussed in the course.

1. Effective Communication with Parents: Addressing Myopia Concerns (10 mins) : **Aloka Santosh Hedau**
2. Patient Engagement Strategies for Myopia Management (10mins) : **Shruti Nishanth**
3. Practice Workflow Optimization for Myopia Control Clinics (10mins) : **Jitendra Nenumal Jethani**
4. Myopia Control Marketing Strategies: Attracting and Educating Patients (10 mins) : **Rasheena Bansal**
5. Community Outreach and School-Based Myopia Screening Programs (10 mins) : **Prachi Agashe**
6. Integrating Telemedicine into Pediatric Myopia Care (10 mins) : **Aditya Sethi**

Panel Discussion : (15 mins)

Indirect Ophthalmoscopy

Pooja Sinha

Date : 17-03-2024

Time : 12:15 - 13:30

Hall : Hall 5A Under Ramp (Level 0)

Indirect Ophthalmoscopy is the single most important diagnostic tool for the complete evaluation of the posterior segment of the eye. This instruction course is a step by step approach to the basics of indirect ophthalmoscopy. Medical Retina Experts share the technique of doing indirect ophthalmoscopy, scleral indentation, color coding and fundus drawing. Candidates will actually draw and color in their fundus charts simultaneously which will be provided in the educational kits given to each delegate free of cost. The last part of the course will be a "hands on" training and simultaneous interactive session with individual co-instructors using indirect ophthalmoscopes and dummy eyes.

1. Parts of indirect ophthalmoscope and its optical principle (10 mins) : **Vishal Kishore**
2. Applications of Indirect ophthalmoscopy ; why choose indirect over direct (10 mins) : **Deepak Agarwal**
3. Technique of Indirect ophthalmoscopy and scleral indentation (10 mins) : **Pooja Sinha**
4. Fundus drawing and color coding (10 mins) : **Shalabh Sinha**
5. How to over come the difficulties faced during indirect ophthalmoscopy (10 mins) : **Satya Prakash Tiwary**
6. Fundus drawing and color coding (8 mins) : **Preetam Samant**





Recent Trends in Managing Childhood Glaucoma (Diagnosis and Evaluation of Childhood Glaucoma)

Chairpersons: Anil Mandal, B Shantha,
Sushmita Kaushik,
Dewang Angmo, Gazella Bruce

Date : 17-03-2024
Time : 12:15-12:55
Hall : Hall 6 (Mini Aud.) (Level 1)

Moderators: Shantha B, Sushmita Kaushik

Panelists: Kavitha Srinivasan, Faisal, Suneeta Dubey, Sushma Tejwani,
Shikha Gupta, Sirisha Senthil

1. Definitions and Diagnosis
 - How to diagnose Childhood Glaucoma
 - What is the best way to measure IOP in children
 - Cloudy cornea at birth: glaucoma or anything else?
 - How to assess stability and progression in follow up of childhood glaucoma?
 - How to make meaningful inference from the Refraction, HCD, Axial length, Visual field?
2. Ancillary testing in the evaluation of Childhood Glaucoma
 - When would you use B scan, UBM, and AS-OCT in childhood glaucoma
 - Do genetics have a role in our everyday clinics?
 - When and whom to order genetic tests?
 - How have the genetic tests helped improve our care for children with glaucoma and their families?
 - Can AI help children with glaucoma?

IC58 - Eyes on Fire : Call 101

Tuhin Chowdhury - Kolkata

Date : 17-03-2024
Time : 12:15-13:30
Hall : Hall 7 (Mini Aud.) (Level 1)

Different types of ocular burns may rapidly cause extensive damage to the entire globe, resulting in ocular disfigurement or permanent loss of vision. Even with proper medical and improved surgical management, the overall outcome is not encouraging in many cases. This course conducted by stalwarts in the field of ocular surface aims to provide a comprehensive overview and treatment opportunities in early and late stages. Presenters will describe indications, various surgical techniques and their experiences in different case scenarios through video film based demonstration. This course is meant for ocular surface and corneal surgeons as well as comprehensive ophthalmologists. All attendees will be offered course materials that includes a compilation of surgical videos and a handout on management strategies with post-operative care. At the conclusion of this course, the attendees will be quite learned enough to handle ocular burn cases in a better and confident way.

- | | |
|---------------------------------------------------------------------------------------------------------------|--------------------------|
| 1. Ocular burns: Spectrum, classification and overview (10 mins) | : Aditya Pradhan |
| 2. Medical management of Chemical and Thermal injuries in acute cases (10 mins) | : Aaditya Bajaj |
| 3. Role of AMT, Tenonplasty, SLET, Scleral Patch graft in acute Chemical and Thermal Injuries (15 mins) | : Tuhin Chowdhury |
| 4. Late visual rehabilitation in uni-lateral ocular burn cases by different modalities of treatment (15 mins) | : Paras Indravadan Mehta |
| 5. Late visual rehabilitation in bilateral ocular burn cases by different modalities of treatment (15 mins) | : Soham Basak |

Panel Discussion : (10 mins)





Confronting corneal ulceration: For general ophthalmologists

Anu Malik

Date : 17-03-2024

Time : 12:15 - 13:30

Hall : Hall 2 (Level 2)

Patients frequently present to the general ophthalmologist with ocular discomfort and a red eye due to corneal ulcers and a prompt diagnosis and adequate management is needed to prevent visual morbidity. The course will assist a general ophthalmologist to determine the likely cause of a corneal ulcer and understand the management of corneal ulcers, including the timing of referral. The aim of this course is that the attending general ophthalmologist grasps the essence of getting together the sinister signs of common cases. This instruction course also focuses on the diagnostic investigations, dilemmas in management and interesting and complex case scenarios with management algorithms. This course is designed on guiding the audience towards decision making in keratitis cases and educating them on all therapeutic interventions in keratitis cases as well as when to refer.

1. Overview and basic work up of a case of microbial keratitis (min 10) : **Anu Malik**
2. Empirical treatment in microbial keratitis (min 10) : **Jeenu Priya S. Tyagi**
3. Bacterial keratitis: Clinical diagnosis, microbiologic investigations and antimicrobial therapy (min 10) : **Shefali Mazumdar**
4. Viral keratitis: Clinical Spectrum and Management (min 10) : **Hemalatha Gudiseva**
5. Emergency management in microbial keratitis (min 10) : **Prafulla Kumar Maharana**
6. When to refer: Avoiding the downhill (min 10) : **Deepak Mishra**

IC37 - Uveitis beyond Medical management - anything more we can do !

Manisha Agarwal - Delhi

Date : 17-03-2024

Time : 12:15-13:30

Hall : Hall 2A (Level 2)

Uveitis patients are primarily managed by medical management including corticosteroids, immunosuppressants, biologics and antibiotics. However there are indications for a surgical management in uveitis such as- a patient having a diagnostic dilemma requiring a diagnostic vitrectomy, therapeutic vitrectomy, complicated cataract, raised intraocular pressure and the most dreaded complication of hypotony. This IC deals in detail when a patient of uveitis should be considered for a surgical intervention and what are the precautions to be taken while planning a surgical intervention in patients of chronic uveitis.

1. Role of a Diagnostic vitrectomy and AC tap in Uveitis (8 mins) : **Manisha Agarwal**
2. Role of Injections in Uveitis (8 mins) : **Jyotirmay Biswas**
3. Managing cataract in Uveitis (8 mins) : **Parthapratim Dutta Majumder**
4. Managing Glaucoma in Uveitis (8 mins) : **Suneeta Dubey**
5. Role of Therapeutic vitrectomy in Uveitis (8 mins) : **Vishali Gupta**
6. Dealing with Hypotony in Uveitis (8 mins) : **Sangeet Mittal**
7. Indications for endoscopic vitrectomy in uveitis (8 mins) : **Mudit Tyagi**

Panel Discussion : (19 mins)





Into the Eye of the Storm – Post Cataract Surgery Endophthalmitis Demystified

Shishir Verghese

Date : 17-03-2024

Time : 12:15 - 13:30

Hall : Hall 2B (Level 2)

Despite advances in cataract surgeries, endophthalmitis still remains a vision threatening nightmare because of delayed diagnosis and delayed management. This course will cover incidence, risk factors, diagnosis, differentials and management of post cataract surgery endophthalmitis. Topics will include differentiation of TASS from infection, varied Clinical Presentations, intravitreal injection of antibiotics and small gauge vitrectomy: timing, technique, extent. The medicolegal aspects of post cataract surgery endophthalmitis will be discussed. There will be use of real life case scenarios, videos to facilitate interaction between attendees and faculty. At conclusion of course, the attendees will take away practical pearls from experts so as to manage this condition confidently by timely diagnosis and management thereby salvaging these eyes.

1. Introduction to Endophthalmitis – Incidence, Risk Factors & causative organisms (min 7) : **Shishir Verghese**
2. Diagnose & Differentiate – Post-operative Uveitis vs TASS vs Endophthalmitis (min 10) : **Vaibhav Sethi**
3. Indications for Medical Management of Endophthalmitis – Intravitreal Injections (Timing & Technique) (min 10) : **Sameeksha Agrawal**
4. Indications for Surgical Management of Endophthalmitis – Small gauge Vitrectomy (Timing & Technique) (min 10) : **Kshitij Raizada**
5. Pre/Per & Post-operative guidelines for Endophthalmitis prevention (min 10) : **Deepanshu Agrawal**
6. Medicolegal Aspects in Endophthalmitis (min 10) : **Koushik Tripathy**

Panel Discussion : (18 mins)





Complications in cataract surgery - Innovative & practical tips in management

Satanshu Mathur

Date : 17-03-2024

Time : 12:15 - 13:30

Hall : Hall 1 (Main Aud.) (Level 4)

This video based instruction course will highlight common complications in cataract surgery where most experienced national faculty will showcase their strategies to tackle these complications like extended rhexis, intra operative floppy iris & small pupil, PCR, & vitreous loss, zonular dialysis . Iris claw lens, sulcus fixated IOL's for no capsular support , intra ocular lens exchange for unhappy patients & damaged IOL's Highlight would be innovative & practical tips of decision making to achieve good results .. Do not worry be cool we have remedies for each complication in operation theater. Panel discussion after each video will have a take home message for participants.

- | | | |
|-----------------------------------------------------------------------------------------------------|---|---------------------------|
| 1. Capsular rhexis is extended -What To Do (min 8) | : | Kamal Bandhu Kapur |
| 2. Floppy iris small pupil -NotTo Panic (min 8) | : | Rajendra Prasad |
| 3. Posterior capsular rent - All Is Not Lost (min 8) | : | Partha Biswas |
| 4. Zonular dialysis -prevention & management & No Capsular Support - My Choice CT flex lens (min 8) | : | Nivean M |
| 5. Mastering Scleral fixated iol (min 8) | : | Deepak Megur |
| 6. IOL exchange made easy (min 8) | : | Satanshu Mathur |

IC21 - Club 60: the road ahead!

Rajan Anand - Purnia

Date : 17-03-2024

Time : 12:15-13:30

Hall : Hall 1A (Level 4)

A lot is talked about career crossroads in ophthalmology for beginners. Very few talk about the second crossroad that we face beyond 60. At 60 one may still be at his peak, but the career will go down slope sooner than later. Should we continue to slog? Is it time to take it easy, pursue your passions, the ones you sacrificed in your youth to build your career? Should you spend more time with your family? Shouldn't you be caring more about YOURSELF now? It is better to know, what are the options ahead in life at this stage. This IC is to discuss the road ahead of 60 plus surgeons. They may have been working in the govt, private setup, group practice or solo. For some the next gen is also in ophthalmology, for some, medicos but in other branch, and for some not in the medical field. Women in Ophthalmology at this age must be having their own challenges. Thus we intend to discuss each present scenario and the future options available.

- | | | |
|----------------------------------------------------------------------|---|------------------------------|
| 1. Introduction (10 mins) | : | Rajan Anand |
| 2. If you are in a job (10 mins) | : | Ajit Kumar Poddar |
| 3. If you are in a group practice (10 mins) | : | Sudhir Kumar |
| 4. If your children are Ophthalmologist or medicos (10 mins) | : | Subhash Prasad |
| 5. If your children are non Ophthalmologists or non medicos (10mins) | : | Tejas Shah |
| 6. If you are a woman Ophthalmologist (10 mins) | : | Mousumi Bandhopadhyay |

Panel Discussion : (10 mins)





IC278 - Confounding situations in coexisting eye diseases

Prasad Nagendra - Patna

Date : 17-03-2024

Time : 12:15-13:30

Hall : Hall 1B (Level 4)

Cataract is most common diseases in eye and many people presents for the first time with cataract coexisting with other ocular diseases for which they were not aware about himself, in such situation physician often found themselves in dilemma as to how to proceed further for the best possible visual outcome. Like cataract associated with glaucoma , Diabetic macular oedema , Macular hole, Pterygium , optic nerve diseases and amblyopia. These are the conditions where there is no clear cut guideline available in literature how to manage these condition. In this instruction course author tried to established some guidelines for the management of these co existing condition.

1. Managing co existing cataract and glaucoma diseases (10 mins) : Prasad Nagena
2. Co existing cataract and Diabetic macular oedema (10 mins) : Rajesh Sahay
3. Co existing cataract and Macular hole (10 mins) : Abhijit Chattopadhyay
4. Cataract Co- Existing with Corneal Opacity (10mins) : Anita Ambasta
5. Cataract co existing with Amblyopia (10 mins) : Indu Pandey
6. Cataract co existing with Pterygium (10 mins) : Sunil Kumar Singh

Panel Discussion : (10 mins)

SPOSI Session

Chairpersons: Shubhangi Bhawe, P.K. Pandey, S. Dadeya, P. Deshpande, Shreya Shah

Date : 17-03-2024

Time : 12:15-13:30

Hall : Trade Hall A

1. No surgery please; managing the paralytic strabismus the non- surgical way : Rishikesh Mayee
2. Recent advances in strabismus surgery : Shubhangi Bhawe
3. Amblyopia, Active Vision therapy- Institutional versus home based : P. Deshpande
4. Paralytic squint : Shreya Shah
5. Minimally invasive strabismus surgery : S. Dadeya
6. Don't Frown when you have Brown's : Jaspreet Sukhija
7. Horizontal gaze palsy with Progressive Scoliosis : P. K. Pandey
8. Cranial Nerve Palsies in Children; What Next? : Raman Venugandula
9. Pathological Myopia : Sumita Agarkar

(Each talk for 6 minutes)





IC33 - All about Tissue Plasminogen Activator (tPA)in retinal diseases

Bibhuti B. Kashyap - Ranchi

Date : 17-03-2024

Time : 12:15-13:30

Hall : Trade Hall B

Tissue Plasminogen Activator(tPA), a drug primarily used for cardiovascular diseases, has been a relatively recent addition to the ophthalmology armamentarium for treatment of retinal diseases. There still however, exists a variety of doubts regarding its use, with respect to choice of tPA, its procurement, preparation of tPA, indications of use, dosages, various routes of administration, methods and instrumentation for administration, the post administration follow up care and the cost factors. This Instruction course aims at alleviating those doubts and be of help to those who wish to incorporate tPA in their retina practice hassle-free.

- | | | |
|------------------------------------------------------|---|---------------------------|
| 1. Introduction, types and logistics of use (4 mins) | : | Bibhuti B. Kashyap |
| 2. My scenarios of tPA use (10 mins) | : | Bibhuti B. Kashyap |
| 3. What, when and how I use it (12 mins) | : | Sangeet Mittal |
| 4. What, when and how I use it (12 mins) | : | Aniruddha Maiti |
| 5. What, when and how I use it (12 mins) | : | Subijay Sinha |
| 6. What, when and how I use it (12 mins) | : | Devesh Kumawat |

Panel Discussion : (13 mins)



Selected Physical Posters

Cataract

[FP1639] - Post-Phacoemulsification Corneal Endothelial Changes In Patients With Or Without Diabetes; Chief & Presenting Author : Khushboo Kumari, K27720 , Co-Author(s) : Anil Solanki, Shashi Nath Jha, Anita Ganger

[FP1739] - Epidemiological Profile And Risk Factors Of Cases With Subluxated Cataract And Iols In Central India; Chief & Presenting Author : Divya Raichandani, D22641 , Co-Author(s) : Ashwani Kumar

[FP1779] - Effect Of Nepafenac On Choroidal Thickness After Cataract Surgery In Diabetics Without Retinopathy; Chief & Presenting Author : Anushree C M , A25111, Co-Author(s) : Ankita Singh, Jaya Kaushik

[FP1842] - Repeatability Of A New Hybrid Asoct, Topographer And Biometer And Its Agreement With Other Biometers; Chief & Presenting Author : Amulya Punati, A24155 , Co-Author(s) : Aishwarya, Naren Shetty

[FP1872]- Comparative Visual Outcomes: Indian Aspheric Vs Imported Spheric Iol Post-Cataract Surgery; Chief & Presenting Author : Kervi Mehta, K23614, Co-Author(s) : Kshama K, Girish Budhrani, Prajakta Paritekar

[FP1964] - Navigating Challenges In Cataract Surgery For Down syndrome Patients With Keratoconus; Chief & Presenting Author : Rajiv Kumar Singh, S26054, Co-Author(s) : Dristi Kumari, Aakanksha Sinha, Rakhi Kusumesh

[FP1998] - Estimation Of Vitamin D Level In Aqueous & Serum Of Senile Cataract Patient With & Without Diabetes; Chief & Presenting Author : Anjaly Sharma, A28174 , Co-Author(s) : Aashi Jain, Sujata Lakhtakia, Shashi Agarwal

[FP2202] - The Eye; A Window To The Body- A Case Report Of Alports syndrome; Chief & Presenting Author : Tony Alex Koshy, K26341, Co-Author(s) : Ajeeth Samuel C, Madhu Shekhar

[FP2278] - Coloboma And Cataract: The Double Trouble; Chief & Presenting Author : Anupama Sharma, A24997 , Co-Author(s): Rahul Prasad

[FP2453] - Navigating The New Normal: Risk Stratification For Cataract Surgeries In Resident Training; Chief Author : Sangeetha. T, Presenting Author : Alisha Elizabeth Alex, A28244, Co-Author(s) : Narenan B S , Inchara Nagaraj

[FP2464] - Endothelial Cell Changes & Visual Outcome In Intratunnel Phacofracture & Nucleus Delivery In Toto. Chief & Presenting Author : Nancy Sharma, N28367 , Co-Author(s) : Sachit Mahajan, Manpreet Kour, Malvika Sharma

[FP2718] - Multimodal As-Oct Imaging For Management Of Mature Cataracts With Differing Intralenticular Changes; Chief & Presenting Author : Prashanth Ranganath, R11585, Co-Author(s) : Sanket Bhatnagar

[FP2763] - Refractive Outcomes Using Ladas Super Formula For Iol Power Calculation With Ultrasound Biometry; Chief & Presenting Author : Aparna Bose, A25228, Co-Author(s) : Manas Nath, Koushik Tripathy

[FP2771] - Effect Of Dysfunctional Lens Index On Persistent Pupillary Membrane; Chief & Presenting Author : Rahul Kumar Bafna, B18502, Co-Author(s) : Abhijeet Beniwal , Namrata Sharma

[FP2806] - Visual Outcome & Optical Performance Of New Generation Iol Looks Like Monofocal, acts Like Multifocal; Chief & Presenting Author : Kinjal Porwal, K24904

[FP2837] - Assessment Of Uncorrected Distant And Intermediate Vision Post EdoF Iol Implantation; Chief & Presenting Author : Vinayak Damgude, D16462 , Co-Author(s) : Pathak Harish, Pavan Vijay kumar Lohia

[FP2892] - Comparison Of Optical Biometry And A Scan Biometry In Measurement Of Axial Length Of Eye; Chief & Presenting Author : Manpreet Kour, M25357 , Co-Author(s) : Seema Rani, Nancy Sharma, Malvika Sharma

[FP2934] - Optical Performance Of Enhanced Monofocal Intraocular Lens In Low Degree Of Corneal Astigmatism; Chief Author : Aafreen Bari, Presenting Author : Tushar Agarwal, A16665, Co-Author(s) : Namrata Sharma, Neha, Tushar Agarwal

[FP3065] - The Spectacle In Eye Sign - Strong Sulcus Predictor! Chief & Presenting Author : Aafreen Bari,





A22281, Co-Author(s) : J. S. Titiyal, Namrata Sharma, Tushar Agarwal

[FP3073] - Senior Loken syndrome (Srs) - A Rare Case Report; Chief & Presenting Author : Kusum Chaudhary, C22865

Community / Social Ophthalmology

[FP101] - Kap Study To Assess Awareness About Adverse Effect Of Tobacco Smoking On Eyes Among Medical Students; Chief & Presenting Author : Shebsan Mohammed, M27073, Co-Author(s) : Asim Kumar Ghosh

[FP369] - An Innovative Glaucoma Titled-Based Cricket Match For Screening And Promoting Awareness Of Glaucoma; Chief & Presenting Author : Prasanna Venkatesh Ramesh, R19173, Co-Author(s) : R. Meena Kumari, Anugraha Balamurugan, Shruthy Vaishali Ramesh

[FP570] - Knowledge & Awareness: A Survey Among First-Degree Relatives Of Primary Open Angle Glaucoma Patients; Chief & Presenting Author : Sourav Dey, D27977, Co-Author(s) : Debotosh Ghosh, Sanchari Sarkar, Sanjay Kumar Daulat Thakur

[FP605] - Weighted Texture Parameter Based Cataract Diagnosis And Classification Using Artificial Intelligence; Chief & Presenting Author : Deepak Mishra, M12337, Co-Author(s) : Varshika Pandey, Dibya Ranjan Panda, Ekagrata

[FP762] - Knowledge, Willingness, Preferences Of Glaucoma Patients Towards Telemedicine And Vision Centres; Chief & Presenting Author : Shagufa Jamal, S22188, Co-Author(s) : Rengaraj Venkatesh, Kavitha S.

[FP884] - Retinoblastoma Awareness & Red Reflex Training Of Vts And Chws On Screening & Referral In Community; Chief & Presenting Author : Shreya Keshari, S26253, Co-Author(s) : Sima Das, Shalinder Sabherwal, Namita Kumari

[FP1083] - Posterior Segment Disease Diagnosis By Tele-Ophthalmologists Vs Base Hospital Specialists; Chief & Presenting Author : Vijay Antony Santharaj, S22904, Co-Author(s) : Rengaraj Venkatesh, Annamalai O., Kavitha S.

[FP1191] - Delay In Cataract Surgery In Other Eyes: A Mysterious Paradox; Chief & Presenting Author : SURYA SEKHAR DAS, D24978, Co-Author(s) : Suman Das, Sanjay Kumar Daulat Thakur

[FP1869] - Oct Changes In Retina Among Patients Receiving Att For Early Detection Of Optic Neuropathy; Chief & Presenting Author : Asmita Pradhan, A25009

[FP1921] - "Visual Outcomes And Complications In Uveitis-Related Complicated Cataract Surgery"; Chief & Presenting Author : Hrithik, H27600, Co-Author(s) : Nidhi Jayalal, B.N. Viswanath

[FP2091] - To Study The Prevalance Of Refractive Error In School children In Suburban Areas Of Davangere; Chief Author : Vishal, Presenting Author : Renuka Barki, B16835, Co-Author(s) : Vishal

[FP2212] - Quality Of Life, Psychological Status & Eye Care Barriers In Sight-Threatening Diabetic Retinopathy; Chief Author : SHREYAS T S, Presenting Author : Aahan Shah, S26790, Co-Author(s) : Amit Kumar Deb

[FP2262] - One Headache Leads To Another: Topiramate-Induced Bilateral Acute Angle Closure; Chief & Presenting Author : Vijay Shinde, S20727, Co-Author(s) : Kaumudi Shinde

[FP2367] - Changing Trends In Voluntary(Vcd) Vs Hcrp Cornea Donation: Precovid Vs Covid Era: 6 Year Analysis; Chief & Presenting Author : Pragya Ahuja, P24290, Co-Author(s) : SK Basak

[FP2681] - Reasons For Delayed For Cataract Surgery Of Lens Induced Glaucoma – Questionnaire-Based Study; Chief & Presenting Author : Rakesh Shakya, S13665, Co-Author(s) : Navjot Singh Ahluwalia

[FP2780] - Awareness Survey:incidence Of Body Fluid Splash Injuries To Eye & Protective Practices Among Doctors; Chief & Presenting Author : Twinkle Gupta, T26888, Co-Author(s) : Gagandeep Kaur, Neha Khurana

[FP2922] - Utilisation Rate Of Corneal Tissue From Donors Over 75 Years Of Age In Western India; Chief & Presenting Author : Rakesh Shah, S10318

[FP2923] - Bridging The Gap: Rop Care In Rural Town Of Bihar (India) - The Check Post Effect; Chief & Presenting Author : Akbar Akbar, A12752, Co-Author(s) : Akbar Akbar

[FP2992] - Outcomes Of High-Volume Cataract Surgeries In Camp





Patients At A Tertiary Rural Hospital In India; Chief & Presenting Author : Ankit Gupta, G24853 , Co-Author(s) : Sachin Daigavane

[FP3069] - Ocular Manifestations Of Prolonged Screen Time In Paediatric Age Group: A Questionnaire Based Study; Chief & Presenting Author : Indrayudh Bandyopadhyay, B28249 , Co-Author(s): Tanveer Ahmed

Comprehensive Ophthalmology

[FP375] - Corneal Reverberation Artefacts On Ocular Ultrasound; Chief & Presenting Author : MOUSUMI BANERJEE, M22333 , Co-Author(s) : Shorya Vardhan Azad

[FP507] - Retropupillary Iris-Claw Lens Implantation In Patients With Low Corneal Endothelial Cell Density; Chief & Presenting Author : Mithun Thulasidas, T20871, Co-Author(s) : Pratheek Muppirishetti, Pooja Patil

[FP549] - Rhinosporidiosis : Still A Potential Culprit For Visual Loss; Chief Author : S.L. Adile, Presenting Author : Aayush saraf, S27151, Co-Author(s) : Nidhi Pandey

[FP920] - Claw Your Way Out Or Hold On To Sclera ? Navigating Postoperative Aphakia With Iris Claw And Sfiols; Chief Author : Ayshwaria Basker, Presenting Author : Venkat Meghana Bhimanadham, V27772, Co-Author(s) : Narayanan Balakrishnan

[FP1284] - An Analytical Study Of The Ocular Effects In Patients On Long Term Corticosteroids; Chief & Presenting Author : Prajna Paramita Pradhan, P27147 , Co-Author(s) : Monisha Barik, Sangita Basantaray, Prasanta kumar Nanda

[FP1490] - Does Loxl1 Gene Polymorphism Connect Ocular Pseudo-Exfoliation With Sensorineural Hearing Loss?; Chief & Presenting Author : Chaitra M C, C22954

[FP1733] - Scrub-Book: A Perfect Surgical Digi-Logbook For Every Resident!; Chief & Presenting Author : Hirika Gosalia, H24659, Co-Author(s) : Prithvi Chandrakanth

[FP1860] - Why Our Patients Don't Undergo Cataract Surgery?; Chief & Presenting Author : Parikshit Gogate, G06928 , Co-Author(s) : Supriya Phadke

[FP2198] - Beyond The Eye: Rare Case Of Iris Flocculus And Its Aneurysmal Links Beyond The Thoracic Aorta; Chief & Presenting Author : Anushree Baid, A27726 , Co-Author(s) : Priyasha Goel

[FP2228] - Conjunctival Papilloma – Could It Be The Herald Of A Hidden Threat?; Chief Author : Hebbale Ramakrishna Shwetha, Presenting Author : Sanjana Vinod, S27589, Co-Author(s) : Ayesha Musthafa, Subramanya Kota, Tanushree V.

[FP2326] - Title Rotational Stability Of Toric Iol Implantation Following Phacoemulsification Without Ovd; Chief & Presenting Author : Sandip Sarkar, S21438 , Co-Author(s) : Narayan Bardoloi

[FP2360] - Mii Ret Cam Assisted Smartphone-Based Fundus Imaging For Screening Diabetic Retinopathy; Chief & Presenting Author : Rajwinder Kaur Bhattal, B14000

[FP2496] - Correlation Of Choroidal Thickness With Refractive Error And Axial Length In Indian Eyes.; Chief & Presenting Author : Amit Porwal, P09569 , Co-Author(s) : Monika Jethani, Kavita Porwal, Jitendra Nenumal Jethani

[FP2551] - Codeless Artificial Intelligence: Transfer Learning And Automated Machine Learning (Aml); Chief & Presenting Author : Suklengmung Buragohain, B22293 , Co-Author(s) : Harsha Bhattacharjee, Henal Javeri

[FP2713] - Oct - Onh Parameters And Peripapillary Rnfl In Myopia Can Mislead Glaucoma Diagnosis And Monitoring; Chief & Presenting Author : Prabha Chouriya, P22606

[FP2769] - Pupilmate – A Do-It-Yourself Frugal Pupillometer; Chief & Presenting Author : Ruhel Chacko, C26352, Co-Author(s) : Hirika Gosalia, Prithvi Chandrakanth

[FP2905] - Nsbva Among Ophthalmologists - Correlation Of Surgical Performance & Modified Ciss Symptom Score; Chief & Presenting Author : Sumitha Muthu, S22217, Co-Author(s) : Abhishek G, Sheetal Achyut Munde, Jyoti Matalia

[FP2962] - Ocular Manifestation Of Rickettsial Disease In South Indian Population; Chief & Presenting Author : Sunil Ganekal, G11600 , Co-Author(s) : Sajna A

[FP3008] - Ten Headed Monster Of Myths And Home-Medication Practices In Kids - 'avoiding Avoidable





Blindness'; Chief & Presenting Author : Isha Gupta, I20770, Co-Author(s) : Nilima Khochikar, Krishna Prasad R., Deepthi P.

[FP3148] - Comparison Of Manual Small Incision Cataract Surgery And Phacoemulsification In Colobomatous Eyes; Chief & Presenting Author : Amrutha Venkatesan, A24456, Co-Author(s) : Avitesh Kumar

Cornea

[FP82] - Toxic Keratitis After Accidental Injury By Custard Apple Seed Powder In Rural Bengal; Chief & Presenting Author : Asmita Gope, A27087, Co-Author(s) : Ashis Majumdar

[FP160] - Correlation Of Central Corneal Thickness With Type II Diabetes Mellitus In A Tertiary Care Centre; Chief & Presenting Author : Mariya Banu Ranjini Sridharan , M27145 , Co-Author(s) : Savithiri Visvanathan, Gokila M S, Samarapuri Amarthanathan

[FP185] - Comparing Outcomes Of Topoguided Prk And Wavefront Optimized Prk With Cross Linking For Keratoconus; Chief & Presenting Author : Reshma Ranade , R23880 , Co-Author(s) : Wagh Sangeeta Sandeep

[FP401] - Diamond Ophthalmic Burr Assisted Modified Dalk - Where The Big Bubble Technique Fails; Chief & Presenting Author : Ashis Majumdar, M22990 , Co-Author(s) : Jayanta Dutta

[FP614] - Proposal Of Cellulose Biosynthesis Inhibitors And Cellulase As Novel Treatment For Pythium Keratitis; Chief & Presenting Author : Bharat Gurnani, G19198 , Co-Author(s) : Kirandeep Kaur, Radhika Natarajan

[FP814] - "optimizing Corneal Ulcer Treatment: Drape Technique Supersedes Corneal Button - A Case Report"; Chief & Presenting Author : Basitali Lakhani, L22807 , Co-Author(s) : Nupur Gupta

[FP871] - Kintsugi To The Rescue:winning The Lost Battle-Outcome Of Chemical Corneal Surface Tattooing; Chief & Presenting Author : Daisy Rani Das, D17600 , Co-Author(s) : Balmukund Agarwal, Ankita Singh

[FP898] - Porcine Collagen Implants In Advanced Keratoconus; Chief & Presenting Author : Rashmi Deshmukh, D17345 , Co-Author(s) : Pravin Krishna V.

[FP1146] - Anti Veg-F For Prevention Of Graft Rejection; Chief & Presenting Author : Shakeen Singh, S06180 , Co-Author(s) : Mehak Jasuja

[FP1481] - Can Keratoconus Disease Be Managed Medically?; Chief & Presenting Author : Anisha R, A25279 , Co-Author(s) : Rohit Shetty, Pooja Khamar

[FP1601] - Autologous Tenon's Patch Graft- Clinical Outcome, Techniques And Complications In Immune Corneal Melt; Chief & Presenting Author : Nisha Rani, N25161, Co-Author(s) : Srikant Sahu

[FP1604] - Tear Inflammatory Biomarkers In Photorefractive Keratectomy(Prk) Haze And Their Role In Prk Outcomes; Chief & Presenting Author : Anushree Bhatkal, A22290, Co-Author(s) : Pooja Khamar, Rohit Shetty

[FP1621] - Stratification Of Risk Factors Using Ai In Predicting Outcomes Of Dalk In Advanced Keratoconus (Kc); Chief & Presenting Author : Durgalaxmi Modak, D23965, Co-Author(s) : Sharon Dsouza, Gairik Kundu, Rohit Shetty

[FP1764] - Atypical Keratitis By Achromobacter Xylosoxidans; Chief Author : Rohit Dureja, Presenting Author : Nikita Das, N23867

[FP1912] - Customised Toric Iol Implantation In Cataract Patients With High Corneal Astigmatism: A Case Series; Chief & Presenting Author : Deerga Pareek, D23659 , Co-Author(s) : Neeraj Shah

[FP1993] - Bowman's Membrane Thickness In Predicting Keratoconus Progression With Ps-Oct; Chief & Presenting Author : Pooja Khamar, K17849 , Co-Author(s) : Rohit Shetty

[FP2096] - Clinical Outcomes Of Deep Anterior Lamellar Keratoplasty For Advanced Keratoconus In children; Chief & Presenting Author : Suruthi Nagarajan, S26284 , Co-Author(s) : Jagadeesh Kumar Reddy K., Vandhana Sundram

[FP2371] - Biofilm Formation And Its Relationship With Antimicrobial Resistance And Clinical Outcomes; Chief & Presenting Author : Sujata Das, D06627, Co-Author(s) : Srikant Sahu, Smruti Rekha Priyadarshini





[FP2897] - Circling The Cone: 360 Degree Corneal Allogenic Intrastromal Segments; Chief & Presenting Author: Neelima Balakrishnan, N22329, Co-Author(s): Jagadeesh Kumar Reddy K., Vandhana Sundram

[FP3039] - Eye Donation: Awareness, Knowledge And Willingness; Chief & Presenting Author: Manish Kumar, K26418, Co-Author(s): Chander Prabha, Manisha Nada, Jitender Kumar

Diabetic Retinopathy & Medical retina

[FP224] - Hyperhomocysteinemia, High Altitude And Varied Retinal Manifestations: Unravelling The Enigma; Chief & Presenting Author: Vipin Rana, R19241, Co-Author(s): Ashok Kumar, Meenu Dangi, (Col) Sandeepan Bandopadhyay

[FP593] - So Near Yet So Far; Chief & Presenting Author: Nikhil Balakrishnan, B20247, Co-Author(s): Nitin Balakrishnan, Pavitra Patel

[FP667] - Revolutionizing Diabetic Retinopathy Screening In Rural Population: Smartphone Versus Fundus Camera; Chief Author: Snehal Bonde Chaurasia, Presenting Author: Tejaswini Gondane, T28149, Co-Author(s): Snehal Bonde Chaurasia

[FP805] - Mystifying Haemorrhagic Choroidal Detachment; Chief & Presenting Author: Deeksha Singh, D23748, Co-Author(s): Priya Gupta, Divya S Raj, Anamika Nath

[FP823] - Retinal Hemorrhages As A Presenting Sign Of Chronic Myeloid Leukemia (Cml); Chief & Presenting Author: Nikita Arora, N19440, Co-Author(s): Praveen Kumar Arora

[FP921] - "Glowing Gold Eye" In A Young Female Child; Chief Author: Narenan B S, Presenting Author: Sharadhi Petkar, S28024, Co-Author(s): Inchara Nagaraj, Sharadhi Petkar

[FP935] - Effect Of Tudca On Retinal Microglia Activation Associated Progression; Chief & Presenting Author: Bibhuti Prassan Sinha, S08660, Co-Author(s): Abhishek Anand, Nishita Yadav

[FP959] - Idiopathic Retinitis, Vasculitis, aneurysms And Neuroretinitis (Irvan) - A Diagnostic Enigma; Chief & Presenting Author: Arhan Dasgupta, D27343, Co-Author(s): Mondal Lakshmi Kanta

[FP1788] - Split Within A Split : A Rare Case Of Bacillary Layer Detachment In Case Of Diabetic Macular Edema; Chief & Presenting Author : Akanksha Pandit, A28313, Co-Author(s) : Ravi Shankar H.N., Pradeep Sagar

[FP1876] - Cognitive Impairment And Diabetic Retinopathy In South Indian Type2dm Patients: A Comparative Study; Chief & Presenting Author : Inchara Nagaraj, I28035, Co-Author(s) : Narenan B S, Sangeetha. T, Sameeksha M

[FP1916] - Posterior Sub-Tenon Triamcinolone Acetonide As Adjunct To Prp For Treatment Of Diabetic Retinopathy; Chief & Presenting Author : Priti Tripathi, P28323, Co-Author(s) : Pankaj Choudhary, (Mrs.) Shashi Jain, Sujata Lakhtakia

[FP2022] - Bilateral Vitreous Hemorrhage, Chorioretinopathy And Pres Secondary To Eclampsia And Hellp syndrome; Chief & Presenting Author : Sweksha Priya, P18571, Co-Author(s) : Mahuya Chattopadhyay, Subodh Lakra, Abhishek

[FP2074] - Study Of Association Of Ascorbic Acid Depletion With Diabetic Macular Ischemia In PDR Patients; Chief & Presenting Author: Anand Sharan, S25448, Co-Author(s) : Anshu Jamaiyar, Archana Sinha, Randhir Kumar

[FP2138] - Macular Vascular Density Changes After Cataract Surgery In Diabetic Vs Non-Diabetics Using Oct-A; Chief & Presenting Author: Pratyush, P24392, Co-Author(s) : Himani Chatterjee, Chaitali Basu, Asim Kumar Ghosh

[FP2230] - Macular Reperfusion In Systemic Lupus Erythematosus – A Magical Blessing; Chief & Presenting Author : Megha Gulati, G18578, Co-Author(s) : Anamika Patel, Marina Ger

[FP2500] - Case Report On Kearns Sayre syndrome Presenting With Ptosis, Cpeom, Pigment Retinopathy; Chief Author : Chinmayee J Thrishulamurthy, Presenting Author : Thara Mary James, M27986

[FP2695] - Correlation Of Octa Parameters In Diabetic Macular Edema With Serum Vegf A Levels; Chief & Presenting Author : Punita Kumari Sodhi, S06682, Co-Author(s) : Avilasha Mohapatra, Amung Hage, Akanksha Gautam

[FP2866] - Oct Biomarker Analysis In Retinal Vein Occlusion Post Intravitreal Ranibizumab Injection; Chief & Presenting Author : Sanchari Sarkar, S23677, Co-Author(s) : Payel Khatua, Avantika Srivastava, Sanjay Kumar Daulat Thakur





[FP2959] - Spectrum Of Vitreo-Retinal Diseases In A Medical College Of North India- A Retrospective Study; Chief & Presenting Author : Mahima Kansal, M27881, Co-Author(s) : Laxmi Tuli Kaushal, Subina Narang

[FP3151] - Challenges In Developing The First Government Sponsored Hospital Based Clinical Trial Network; Chief & Presenting Author : Gopal S. Pillai, P09299, Co-Author(s) : S.Natarajan, Alok Sen, Bibhuti Prassan Sinha

External Eye & Ocular Surface Disease

[FP247] - Permislet: An Innovative Technique; Chief & Presenting Author : Alok Sati, S09925, Co-Author(s) : Sonali V. Kumar

[FP476] - Anti-Glaucoma drugs: A Double-Edged Sword? Association With ug-Induced Cicatrizing Conjunctivitis; Chief & Presenting Author : Reetoja Das, R27088, Co-Author(s) : Ashis Majumdar

[FP760] - Evaluation Of Ocular Surface After Encirclage Surgery: A Comparative Analysis; Chief & Presenting Author : Sweta Dhar, S27319, Co-Author(s) : Purban Ganguly, Kalishankar Das, Asim Kumar Ghosh

[FP1345] - Wow Slet : Successful Outcome Of Auto-Slet In Unilateral Total Lscd : An East Indian Perspective; Chief & Presenting Author : John Sarkar, S15573, Co-Author(s) : Ratish Chandra Paul, Vanlalmanpuui Ralte

[FP1437] - Clinical Spectrum And Outcomes In Ocular And Adnexal Rhinosporidiosis; Chief Author : Niranjana Bejan Singh, Presenting Author : Meeval Johns, M26288, Co-Author(s) : Vasantha Kumar, Samuel Moses Bejan Singh, Niranjana Bejan Singh

[FP1560] - A Case Of Unilateral Orbital Ecthyma Gangrenosum Presented As Orbital Cellulitis; Chief & Presenting Author : Saman Patel, S27948, Co-Author(s) : Dnyanoba Darade

[FP1938] - Pink Tear: Malingering Or Fungal Infection?; Chief & Presenting Author : Vrushali Shende, V21335, Co-Author(s) : Rahul Deshpande, Neha Shrirao

[FP1953] - A Rare Case Of Ocular Surface Squamous Cell Neoplasia (Ossn) With Ciliary Melanoma; Chief Author : Daisy Vishwakarma, Presenting Author : Pradhosh M, M28235, Co-Author(s) : Deepashri Mutalik, Sharvani Pai, Smitha K.S.

[FP2282] - Association Between dry Eye And Proliferative Diabetic Retinopathy - A Literature Review; Chief & Presenting Author : Kruti Shah, K25977

[FP2381] - Digital Strain: Linking Screen Habits To dry Eye In Medical Students; Chief Author : Pankaj Baruah, Presenting Author : Srijandeep Kumar, K27523, Co-Author(s) : Srijandeep Kumar

[FP2438] - To Study Ocular Manifestation In Pemphigus Vulgaris; Chief & Presenting Author : Komal Soni, K27349, Co-Author(s) : Rahul Prasad, Jennifer Gagrai, Priya Suman

[FP2654] - To Assess The Effect Of Intense Regulated Pulse Therapy In Patients With Meibomian Gland Dysfunction; Chief & Presenting Author : Mayuri Phatak, M27011, Co-Author(s) : Tanvi Haldipurkar

[FP2741] - Topical Mitomycin C In Treatment Of Recurrent Ocular Surface Squamous Neoplasia(Ossn); Chief & Presenting Author : Swethasri Rayapu, S22561

[FP2767] - Bilateral Ocular Acid Burn : Sequelae With Management: A Case Report; Chief & Presenting Author : Ankita Singh, A23463, Co-Author(s) : Balmukund Agarwal

[FP2844] - Hereditary Multiple Exostoses With Rare Ocular Finding: A Case Report; Chief & Presenting Author : Shashi Tanwar, S22508, Co-Author(s) : Nishtha Saini

[FP2857] - Bimatoprost: A Treatment Option For Madarosis ?; Chief & Presenting Author : Suchitra Kumari, S23660, Co-Author(s) : Shefa Habib, Taruni Kumari, Antabha Bandyopadhyay

[FP2965] - Outcome Of Combination Of Intense Pulsed Light(Ipl)and Low Level Light Therapy(LLlt) In Mgd; Chief Author : Balmukund Agarwal, Presenting Author : Parmita Dutta, P22682, Co-Author(s) : Daisy Rani Das, Sangeeta Kalita, Parmita Dutta

[FP3064] - Conjunctival Impression Cytology In Pseudoexfoliation syndrome, Chief & Presenting Author : Lakshmi Haneela Nutakki, L28416, Co-Author(s) : Sangeetha.T





[FP3102] - To Evaluate The Efficacy Of Subconjunctival Intraocular Lens In The Treatment Of Open Angle Glaucoma; Chief & Presenting Author : Vandana Maganty, V24903 , Co-Author(s) : Kiran Kumar

[FP3163] - Use Of Topical Insulin To Treat Refractory Neurotrophic Corneal Ulcers; Chief & Presenting Author : Sonali Prasad, S23332

Glaucoma

[FP626] - Conjunctival Peritomy In Trabeculectomy: All "frills", Nothing Fancy; Chief & Presenting Author : Aditi Rao, A27288 , Co-Author(s) : Dhanaraj Rao, Sathi Devi A.V., Zia Pradhan

[FP899] - Face Off Challenge Between Kdb & Bang- The Unerring Analogy In Excisional Goniotomy (Early Outcomes); Chief Author : Prasanna Venkatesh Ramesh, Presenting Author : Pavithra Pannerselvam, P26431, Co-Author(s) : R. Meena Kumari, Shruthy Vaishali Ramesh, Prasanna Venkatesh Ramesh

[FP911] - The Battle Of The Two Migs Legions - Device-Based Isten Vs. Non-Device-Based Bang (Early Outcomes); Chief Author : Prasanna Venkatesh Ramesh, Presenting Author : Sai Thaejesvi Gopalakrishnan, S27603, Co-Author(s) : R. Meena Kumari, Shruthy Vaishali Ramesh, Prasanna Venkatesh Ramesh

[FP973] - Clinical Outcome Of Bent Ab- Interno Needle Goniotomy In Different Stages Of Open Angle Glaucoma; Chief & Presenting Author : Sahebaan Sabharwal Sethi, S15008 , Co-Author(s) : Syril Kumar Dorairaj

[FP1305] - Comparison Of Trabeculectomy And Phacotrabeculectomy In Patients With Advanced Glaucoma; Chief & Presenting Author : Swati Singh, S16763

[FP1309] - Validating Target Iop In Early, Moderate, Advanced Glaucoma Eyes; Chief & Presenting Author : Jasleen Dhillon, J07653 , Co-Author(s) : Samiksha Choudhary, Swarnali Sen, Ramanjit Sihota

[FP1512] - Octa Measured Changes In Foveal Avascular Zone Area Following Trabeculectomy Operation In Glaucoma; Chief & Presenting Author : Pritikana Chakraborty , P28095 , Co-Author(s) : Debabrata Das

[FP1671] - Omniflo - A Novel Drainage Device In The Management Of Most Complicated Open Angle Glaucoma; Chief & Presenting Author : Arvind Kumar Morya, M17612 , Co-Author(s) : Prateek Nishant, Parul Chawla Gupta, Prasanna Venkatesh Ramesh

[FP1724] - Ciliary Body In Aqueous Misdirection syndrome: An Ultrasound Biomicroscope Based Case Control Study; Chief & Presenting Author : Mona Khurana, K14203 , Co-Author(s) : Baskaran Mani, George Ronnie J., Vedvati Albal

[FP1814] - Efficacy Of Netarsudil Eye op In Primary Angle-Closure Disease: A Randomized Comparative Study; Chief & Presenting Author : Faisal T.T., F15975 , Co-Author(s) : Surinder S Pandav, Sushmita Kaushik, Surishti Raj

[FP1992] - An Automated, Multi-Modal Device For Intraocular Pressure (Iop) Measurement: A Comparative Study; Chief & Presenting Author : Divya Rao, R18057 , Co-Author(s) : Mona Duggal

[FP2006] - Bang- Most Economical Migs For The Developing World !; Chief & Presenting Author : Kumari Sweta, S15499

[FP2146] - Detecting Angle Closure Disease In A Clinical Setting: From Population Based Biometric Cutoff; Chief & Presenting Author : Reni Philip, R20864 , Co-Author(s) : Vijaya L., George Ronnie J., Baskaran Mani

[FP2168] - Clinical Efficacy And Tolerability Of Rho Kinase Inhibitors - A Multicentric Study From North India; Chief & Presenting Author : Swarnali Sen, S14498 , Co-Author(s) : Jasleen Dhillon, Samiksha Choudhary, Ramanjit Sihota

[FP2255] - Comparing Early Outcomes Of Phaco-Gatt Vs Phaco-Trabeculectomy In Open Angle Glaucoma Patients; Chief Author : Devendra Maheshwari, Presenting Author : Drishti, D25227, Co-Author(s) : Madhavi Ramanatha Pillai, Rama Krishnan R.

[FP2270] - Push Or Pull? Angle Closure Secondary To Pseudo Plateau Iris; Chief & Presenting Author : Monika Singh, M27759, Co-Author(s) : Narayanan Balakrishnan

[FP2390] - 3600 Quantitative Sectoral Analysis Of Aqueous Angiography Images In Primary Open Angle Glaucoma; Chief & Presenting Author : Ashi Gupta, A25851 , Co-Author(s) : Nitika Beri, Anand Naik Bukke, Tanuj Dada





[FP2667] - Effect Of Trabeculectomy On Structural And Functional Parameters In Glaucoma Patients; Chief Author : Jyoti Shakrawal, Presenting Author : Kavita Rajan Bhatnagar, B09257, Co-Author(s) : Manjari Tandon, Jyoti Shakrawal, Tapasya Rajpurohit

[FP2758] - Role Of Optical Coherence Tomography Angiography In Glaucoma – A Next Step Towards Early Detection!; Chief & Presenting Author : Tripti Johri, T22870 , Co-Author(s) : Julie Pegu, Suneeta Dubey

[FP2881] - Role Of Migraine As An Etiological Risk Factor For Normal Tension Glaucoma: A Case Control Study; Chief & Presenting Author : Kesha Shah, K28214

Lacrimal

[FP50] - A Comparative Study Of Glued Technique Versus Flapless External Dcr In A Tertiary Care Hospital; Chief & Presenting Author : Subhojit Chakraborty, C24372

[FP529] - Actinomycotic Lacrimal Canaliculitis: A Rare Underdiagnosed Case Report; Chief Author: Bhawesh Saha, Presenting Author : Kajal Priya, P23538, Co-Author(s) : Amit Kumar, Saranya Biswas, Ravi Kumar

[FP711] - A Comparative Study Of External Dacryocystorhinostomy (Dcr) And Dcr With Tube Implantation; Chief Author : Deepak Mishra, Presenting Author : Kokil Tiwari, K27122, Co-Author(s) : Ekagrata, Varshika Pandey, Mrs. Sukriti Upadhyay

[FP1005] - Lacrimal Sac Area Swellings : Not Always What You Think; Chief & Presenting Author : Naushin Ahmad, N26175 , Co-Author(s) : Niharika Chaudhary, Vishnu Swarup Gupta, Hina Kauser

[FP1087] - Perilacrimal Masses: A Case Series; Chief & Presenting Author : Vivek Singh, S24012 , Co-Author(s) : Md. Shahid Alam

[FP1134] - Bilateral Haemolacria In Adolescent Girls: A Retrospective Review Of 3 Cases; Chief & Presenting Author : Banka Megha Ajay, M24537 , Co-Author(s) : Manisha Agarwal, Chandana Chakraborti

[FP1270] - Lacrimal Obstruction As A Masquerade; Chief & Presenting Author : MARIAN PAULY, P13465 , Co-Author(s) : Shebin Salim

[FP1445] - Safety And Efficacy Of Foam Dacryocystosclerotherapy In Complex Nasolacrimal Duct Obstruction Cases; Chief & Presenting Author : Ankita Aishwarya, A20469 , Co-Author(s) : Rachna Agarwal

[FP1486] - Epiphora After Dacryocystorhinostomy – identified The Causes , Outcome Of External Revision Surgery; Chief & Presenting Author : Gyan Bhaskar, B07871, Co-Author(s) : Annu Rai, Nancy Panday

[FP2300] - Surgical Demonstration Of Silicone Tube Intubation For Dcr And Canalicular Obstruction; Chief Author : Subramanya Kota, Presenting Author : Sachidananda Pani, P27127, Co-Author(s) : Ravi Bypareddy, Hebbale Ramakrishna Shwetha, Tanushree V.

[FP2903] - Ultraviolet Light And Fluoroquinolones In NID Obstruction; Chief Author : Soumya H.V., Presenting Author : Shreyanka Mane, S27415, Co-Author(s) : Shivani S M, Prabhakar S.K., Bindu Malini M

[FP3158] - “Navigating The Maze Of Complex Head And Face Infections: An Enigma”; Chief & Presenting Author : Ume Salma, U28442 , Co-Author(s) : Sudha Madhavi K.M.

Neuro Ophthalmology

[FP237] - An Unusual Association Of Arachnoid Cyst With Congenital Myasthenia syndrome; Chief Author : Shrutakirty Parida, Presenting Author : Pravallika Pamulapati, P27552, Co-Author(s) : Shrutakirty Parida, Shreya Das

[FP276] - Orbital Apex syndrome - A Rare Sequelae Of Fronto-Ethmoidal Mucocele; Chief Author : Shrutakirty Parida, Presenting Author : Shifa Yousuf, S27526, Co-Author(s) : Saswati Sen, Shrutakirty Parida

[FP430] - Sarcoidosis Masquerading Non Arteritic Ischemic Optic Neuropathy; Chief & Presenting Author : Sunanda Nandi, S21346 , Co-Author(s) : Sampada Kulkarni Irlekar

[FP558] - Blindness Due To The Third Eye – Sudden Vision Loss In Pineal Gland Tumour; Chief & Presenting Author : Sameer Chaudhary, C27089 ,





Co-Author(s) : Kowsalya Akkayasamy, Mahesh Kumar, Sagnik Sen

[FP744] - Ocular Sequelae Following Snake Bite Envenomation; Chief & Presenting Author : Susmitha Joshy, J26760, Co-Author(s) : Chaitra M C

[FP954] - See Beyond The Eye - Case Series Of Metastatic Lesions Causing Neuro-Ophthalmic Manifestations; Chief & Presenting Author : Uma M, U26244, Co-Author(s) : Karthik Kumar Mani, Virna Shah, Angeetha Ravi

[FP975] - Hemorrhagic Papilledema – An Unusual Variant; Chief & Presenting Author : Priyanka Ramanathan, P25280, Co-Author(s) : Mary Stephen A, Shreyas T S

[FP984] - Klippel Feil syndrome And Chiari Malformation- A Rare Association; Chief & Presenting Author : Rafeeka H, R27973, Co-Author(s) : Karthik Kumar Mani, Virna Shah

[FP1064] - Unveiling The Uncommon: Aqueductal Stenosis By Arachnoid Web And Its Impact On Vision And Balance; Chief & Presenting Author : Angeetha Ravi, A27721, Co-Author(s) : Virna Shah

[FP1141] - Optic Nerve Crushed By A Time Bomb! A Case Of Ica Aneurysm Causing Unilateral Optic Neuropathy; Chief & Presenting Author : Devu Krishna T, D27262, Co-Author(s) : Sharanya R, Karthik Kumar Mani, Virna Shah

[FP1321] - Clinical And Demographic Profile Of Optic Neuritis In A Tertiary Eye Care Centre Of Eastern India; Chief & Presenting Author : Tania Chakraborty, T27346, Co-Author(s) : Nayanika Bose, Debotosh Ghosh

[FP1332] - Posterior Circulation Stroke Associated With Visual Field Loss Following Neck Massage “crick”; Chief & Presenting Author : Yeldarkar Rutuja Devendra, R28060, Co-Author(s) : (Col) Sandepan Bandopadhyay, Vipin Rana

[FP1390] - A Comparative Analysis Of Isolated Ocular Motor Nerve Palsies In Patients Above And Below 50 Years; Chief & Presenting Author : Kunjal Gala, K26425, Co-Author(s) : Nirmala Devy Krishnan Kutty Nair, Madhumita Gopal

[FP1509] - Evaluation Of Disc Oedema At A Tertiary Care Hospital In South India; Chief & Presenting Author : Ajeeth Samuel C, C27642, Co-Author(s) : Kowsalya Akkayasamy

[FP1723] - Darkness After Decompression: Post Decompressive Optic Atrophy -A Case Series; Chief & Presenting Author : Shubhra Sweta, S27350, Co-Author(s) : Ravi Shankar H.N., Pradeep Sagar, Parvathy P S

[FP1852] - Is Ethambutol The Silent Thief? Ethambutol Induced Ocular Toxicity In Anti-Tuberculosis Treatment; Chief Author : Soumya Ramani, Presenting Author : Pooja Sasikumar, P26677, Co-Author(s) : Divya Sundaresh

[FP2035] - Optical Coherence Tomography Angiography Parameters As Biomarker For Preclinical Alzheimer’s Disease; Chief & Presenting Author : Nila Chenthil, N27808, Co-Author(s) : Narayanan Balakrishnan

[FP2605] - Looking Beyond The Eye: A Timely Diagnosis In Retinal Vessel Tortuosity With Bilateral Disc Pallor; Chief & Presenting Author : Jigna Motwani, J23621, Co-Author(s) : Anjali Maheshwari, Manjushree Bhatte

[FP2725] - Oct Analysis In Patients Of Toxic Optic Neuropathy Associated With Antitubercular Treatment; Chief & Presenting Author : Priti Sinha, P21372, Co-Author(s) : Sofia Ahmad, Priyanka Bingi

[FP2782] - Mystery Behind Empty Sella : Amazing Case Series Of Idiopathic Intracranial Hypertension; Chief & Presenting Author : Ancy R.S., A22524, Co-Author(s) : Daisy Karan, Asgar Abbas, Susheela B. Nair

Ocular Pathology / Ocular Oncology and Tumors

[FP829] - Desmoplastic Round Cell Tumor Of Orbit - A Rare Clinical Scenario !; Chief & Presenting Author : Annesha Sarkar, A21336, Co-Author(s) : Kasturi Bhattacharjee

[FP1039] - Rare Complications Of Optic Nerve Head Melanocytoma; Chief & Presenting Author : Aisvarya Vasu, A23056, Co-Author(s) : Deepikadevi Sousttiradarane, Anand Rajendran, Aditya Maitray

[FP1138] - Retinoblastoma In Mud-Splattered Fundus; Chief & Presenting Author : Ananya P. R., A25038, Co-Author(s) : Shivani Joshi, Bhavna Chawla, Neiwete Lomi

[FP1186] - Role Of Microbiological Profile Of Dacryocystitis Patients And Its Correlation With Surgical Outcome; Chief & Presenting Author : Siddiqui Parvez Ahmed, S07209





[FP1434] - Reverse Imprint Cytology-A Modified Noninvasive, costeffective Tool For Diagnosing And Managing Ossn; Chief & Presenting Author : Shruthi Mk, S26908 , Co-Author(s) : Rohit Shetty, Sharon Dsouza, Harsha Nagaraja

[FP2125] - Conjunctival Chemosis Unfolding To Adrenal Carcinoma!; Chief & Presenting Author : Sinu Thulaseedharan Sinumol S, S07971 , Co-Author(s) : Sujatha N.

[FP2154] - Whats In The Name? A 'fleshy' Tale Of Diverse Pathologies, Replied Caruncle; Chief & Presenting Author : Subhav Pershad, S20932 , Co-Author(s) : Santosh G. Honavar, Kaustubh Mulay

[FP2177] - Adult Onset Capillary Hemangioma – A Case Series; Chief & Presenting Author : Tithi Kundu, T24491 , Co-Author(s) : Kaustubh Mulay, Santosh G. Honavar, Rolika Bansal

[FP2221] - Many Faces Of Congenital Hypertrophy Of Retinal Pigment Epithelium (Chrpe); Chief & Presenting Author : Ruju Unadkat, R26855 , Co-Author(s) : Santosh G. Honavar

[FP2319] - A Rare Case Of Painless, Benign Eyelid Schwannoma: A Diagnostic Challenge; Chief & Presenting Author : Saloni Goyal, S26909 , Co-Author(s) : Abhijit Ray, Sulata Reang

[FP2331] - Mutlimodal Therapy For A Patient With A Large Ossn: A Case Report; Chief & Presenting Author : Bhaduri Anirban, B08202 , Co-Author(s) : Sima Das, Shreyasi Sarkar

[FP2373] - The Ivory Pieces Of A Jigsaw Puzzle; Chief & Presenting Author : Stuti Shah, S25635, Co-Author(s) : A.S. Guruprasad, Shrinivas M. Joshi, Meghana Neeralagi

[FP2375] - Case Report Of Pam- An Extensive Conjunctival Involvement With Severe C-Min; Chief Author : Shashikala P, Presenting Author : Rupakala Venkatesh, V11618, Co-Author(s) : Shruthi Das Shetty

[FP2443] - Role Of Interventional Radiology In Patients With Different Orbital Vascular Lesions: A Case Series; Chief Author : Pankaj Baruah, Presenting Author : Ipsita Das, I26725, Co-Author(s) : GARIMA RANI, Himanto Nath Hazarika, Das Shubhra

[FP2469] - A Case Of Onchocerca Volvulus Infection: A Silent Menace Unveiled; Chief Author : Subramanya

Kota, Presenting Author : Shanmugha Abirami.S, S27551, Co-Author(s) : Shashidhar S., Ravi Bypareddy

[FP2660] - Nodular Episcleritis - Are We Grossly Missing Some Systemic Disorder ?; Chief & Presenting Author : Shalin Shah, S23274, Co-Author(s) : Khushboo Shah, Nutan Shah

[FP2719] - Periocular Segmental Neurofibromatosis (Snf)- Clarity In Rarity; Chief & Presenting Author : Fairooz Puthiyapurayil Manjandavida, F13955 , Co-Author(s) : Rani Balamuralikrishnan, Kaustubh Mulay, Jayaprasad Bhaskaran

[FP2724] - Trans-Scleral Uveal Resection In Ciliary Body Tumour; Chief & Presenting Author : Ananya Goswami, A22365 , Co-Author(s) : Muthu Krishnan Vallinayagam, K. Naresh Babu

[FP2987] - Ruthenium -106 Plaque For Invasive Ocular Surface Squamous Neoplasia; Chief & Presenting Author : Elika Gupta, E24744 , Co-Author(s) : Bhaduri Anirban, Sima Das, Chhavi Gupta

[FP3138] - Chronic Myeloid Leukemia Masquerading As Central Retinal Vein Occlusion And Vitreous Hemorrhage; Chief & Presenting Author : Vandana Akshay Iyer, I16922 , Co-Author(s) : Meghana Kandi, Oinam Somapika Devi, Puja Hingorani - Bang

Optics/ Refraction / Contact Lens

[FP460] - High Myopia Is Not Always High Myopia In children; Chief & Presenting Author : Mrs.Lalitha K.J., L17044 , Co-Author(s) : Niharika Singri

[FP474] - Ocular Biometry And Anthropometric Measurements In Young Myopes – A Case Control Study; Chief & Presenting Author : Venipriya Sigamani, V15531

[FP733] - Barriers For Usage Of Contact Lens Among Keratoconus Patients In Asian Population; Chief & Presenting Author : Rashmita Ravisankar, R22759 , Co-Author(s) : Josephine Christy S

[FP753] - Refractive Errors Among 2nd And 3rd Year Medical Undergraduate Students In Tertiary Care Centre; Chief & Presenting Author : Rohit Kumar Mahato, M27293 , Co-Author(s) : Anshu Jamaiyar, Mousmi Anand , Sunil Kumar





[FP895] - Scleral Lenses: A Game Changer In Today's World; Chief & Presenting Author : Smruti Rekha Priyadarshini, P11401, Co-Author(s) : Sujata Das, Srikant Sahu

[FP933] - Attitude And Preference Of Refractive Correction Amongst Ophthalmologists; Chief & Presenting Author : Saloni Joshi, S25083 , Co-Author(s) : Vinitha John, Apurva Nagtode, Josephine Christy S

[FP1084] - Prevalence Of Refractive Errors In School children In Rural And Urban Areas Of Latehar, Jharkhand; Chief & Presenting Author : Jennifer Gagrai, J26121, Co-Author(s) : Abhishek Kumar Sinha, Neha Kiran, Rahul Prasad

[FP1130] - Six-Year Review And Evaluation Of Assistive Products For Low Vision: A Retrospective Study; Chief & Presenting Author : Kirandeep Kaur, K19199 , Co-Author(s) : Priya Siva Kumar, Bharat Gurnani

[FP1231] - A Cross Sectional Study On Myopia And Its Association With Axial Length; Chief & Presenting Author : Barath Arjun, A27144 , Co-Author(s) : Venkatesh S., Samarapuri Amarthanathan

[FP1528] - Correlation Between Rnfl And Gcl Thickness With Al And Refractive Errors In children Aged 5–18years; Chief & Presenting Author : Ekagrata, E26172 , Co-Author(s) : Kajal Pal, Kshama Dwivedi, Deepak Mishra

[FP1705] - Headaches Due To Accommodation Anomaly In A Couple Of Psychiatric Patients; Chief & Presenting Author : Sujeeth Modaboyina, B18858

[FP1801] - Does Posture Matter? Novel Vr Based Device To Measure Effect Of Posture On Accommodation & Vergence; Chief & Presenting Author : Kaushik Murali, M10521

[FP2251] - Knowledge,attitude And Practice Towards Glare And Halo Associated With Headlight During Nightiving; Chief & Presenting Author : Aditya Anand, A22453 , Co-Author(s) : Annamalai O., Kulharsh Jaiswal, Rengaraj Venkatesh

[FP2576] - Use Of Fresnel Prism In Diplopia – Our Experience; Chief & Presenting Author : Manshu Deshmukh, M26741 , Co-Author(s) : Damaris Magdalene

[FP2777] - Dichoptic Digital Therapy Vs Patching Vs Combined Approach For Treating Amblyopia; Chief & Presenting Author : Pavitra Patel, P17446 , Co-Author(s) : Nitin Balakrishnan, Nikhil Balakrishnan

[FP2958] - Unilateral Peripapillary Myelinated Nerve Fibres With Axial Myopia And Amblyopia:straastma syndrome; Chief & Presenting Author : Navdeep Kaur, N27185 , Co-Author(s) : Rajwinder Kaur Bhattal

[FP3082] - Long Term Efficacy And Safety Of Low Dose Atropine (0.01%) In Myopia Control In Indian children; Chief Author : Shweta Chaurasia, Presenting Author : Abhilasha Kumari, A28002, Co-Author(s) : Jaspreet Sukhija

[FP3109] - Designing The Ultimate Multifunctional Portable Trial Frame Set For Refraction; Chief & Presenting Author : John Davis Akkara, A19733 , Co-Author(s) : Anju Kuriakose

[FP3119] - Peripheral Hyperopic Defocus (Hd) Trend In Progressing Myopic Patients In The Indian Population; Chief & Presenting Author : Jyoti Matalia, M10661 , Co-Author(s) : Sumitha Muthu, Sheetal Achyut Munde, Pratibha Panmand

Orbit & Oculoplasty

[FP467] - The Imprisoned Eye!; Chief & Presenting Author : Aparna K.S, A23390 , Co-Author(s) : Maneksha V.

[FP609] - The Elephant Man With Floppy Eyelid; Chief & Presenting Author : Grace Lhinghoithem Haokip, G28013, Co-Author(s) : Kaushik Sadhukhan, Prabrisha Banerjee, Subodh Lakra

[FP1262] - Clinical Profile And Surgical Outcome Of Traumatic Nasolacrimal Duct Obstruction; Chief & Presenting Author : MINNU PARAKAL, M22261 , Co-Author(s) : Viji Rangarajan

[FP1339] - Congenital Orbital Cyst: Our Experience Of This Rare Entity; Chief & Presenting Author : Shaifali Chahar, C17150 , Co-Author(s) : Mr.Raju Kumar, Santosh G. Honavar

[FP1347] - Standing The Test Of Time: Cutler- Beard, Reared And Reversed; Chief & Presenting Author : Deepthi Elizabeth Kurian, D20268 , Co-Author(s) : Santosh G. Honavar





[FP1359] - Conformer Deals With Microphthalmic Adult Socket; Chief & Presenting Author : Jhalakreemol K.V., J21478 , Co-Author(s) : Priyanka V Walvekar

[FP1393] - Orbital Dermoid - What To Adapt, What To Avoid?; Chief & Presenting Author : Rolika Bansal, R21494, Co-Author(s) : Santosh G. Honavar, Kaustubh Mulay

[FP1619] - What's Pushing My Eye? - A Case Report Of Rosai Dorfman Disease; Chief Author : Bv Shwetha, Presenting Author : Shreya Pai, S27252, Co-Author(s) : Shreya Pai, Chinmayee J Thrishulamurthy

[FP1885] - Orbital Decompression In Sight-Threatening Thyroid Eye Disease With Corneal Breakdown; Chief & Presenting Author : Prasansha Narnoli, P20730 , Co-Author(s) : Rath Suryasnata

[FP2292] - "behind The Bulging Eye: Unravelling The Enigma In A Euthyroid Patient"; Chief & Presenting Author : Tusi Molsom, T28382 , Co-Author(s) : Sudha Madhavi K.M.

[FP2323] - Metastatic Pan-Ophthalmitis With An Atypical Nidus; Chief & Presenting Author : Supreetha Kumaresan , S27794 , Co-Author(s) : Stephen Sudhakar

[FP2539] - Complex Entropion Repair With Auricular Cartilage Grafting; Chief & Presenting Author : Obaidur Rehman, R25681 , Co-Author(s) : Sima Das, Shreya Keshari, Shirali Gokharu

[FP2548] - Progressive Osseus Hyperplasia Involving Eyelid And Orbit In Pseudohypoparathyroidism; Chief & Presenting Author : Vanaja Jain, V25893 , Co-Author(s) : Neelam Pushker, Rachna Meel, Bhupendra Yadav

[FP2621] - "the Wide And Tidy Of Blepharophimosis-Ptosis-Epicanthus Inversus syndrome"; Chief & Presenting Author : Ashwini Raut, A23835 , Co-Author(s) : Samya Mujeeb, Saptagirish Rambhatla

[FP2709] - Tb Or Not Tb - Atypical Cases From Orbit & Adnexa; Chief & Presenting Author : Chhavi Gupta, C22112 , Co-Author(s) : Arpan Gandhi, Sima Das, Obaidur Rehman

[FP2716] - Malignancies Masquerading As Inflammation!!sino Nasal Malignancy Malady With

Ophthal Manifesto...; Chief & Presenting Author : Lakshmi S. Kumar, K16820 , Co-Author(s) : Rajini K. C., Laly T U, Sinu Thulaseedharan Sinumol S

[FP2747] - Targeted Triumph: Transcutaneous Retrobulbar Amphotericinb Injection(Tramb) For Orbital Mucormycosis; Chief & Presenting Author : Sruthi R S, S26237, Co-Author(s) : Tarjani Dave

[FP2916] - Conjunctival Inclusion Cysts In Stevens-Johnson syndrome- A Study Of 24 Eyes; Chief & Presenting Author : Sanjana Molugu, S25027

[FP3054] - A Spectrum Of Unusual Orbital Inflammations: Igg4 Related Orbital Diseases; Chief & Presenting Author : Shreyasi Sarkar, S21380

[FP3081] - Recurrent Sub-Conjunctival Hemorrhage: A Diagnostic Surprise; Chief & Presenting Author : Chitransha Jaluthariya, C28001, Co-Author(s) : Shweta Chaurasia

Pediatric Ophthalmology

[FP32] - Accuracy Of Retinomax Versus Cycloplegic Retinoscopy For Measuring Refractive Error In children; Chief & Presenting Author : Kriti Nausaran, K25288 , Co-Author(s) : Anju Rastogi

[FP581] - Pole To Pole, Economizing Pediatric Imaging; Chief & Presenting Author : Puja Maitra, P19231, Co-Author(s) : Prithvi Chandranth

[FP611] - Myopia Progression Despite Low Dose Atropine- An Analysis; Chief & Presenting Author : Antony Arokiadass Baskaran, B18727 , Co-Author(s) : Samuel Moses Bejan Singh, Niranjana Bejan Singh, Rooshitha B. Singh

[FP725] - Comparison Of Dichoptic Versus Orthoptek In Treatment Of Anisometropic Amblyopia In children; Chief & Presenting Author : Richa Mishra, R28059 , Co-Author(s) : Ram Kumar Satyapal

[FP878] - Mobile Battery Blast Injuries: An Emerging Ocular Health Hazard In children; Chief & Presenting Author : Shah Chintan Mukeshkumar, K20664 , Co-Author(s) : Anand Goyal, Amruta Vijay More, Pradhnya Wasule





[FP890] - Unilateral Augmented Single Muscle Transposition In Monocular Elevation Deficiency-One Step Ahead; Chief & Presenting Author : Divya Dubey, D25214 , Co-Author(s) : Shashikant Shethy

[FP1031] - Evaluation Of Structural Retinal Changes In Cases Of Ametropic Amblyopia; Chief & Presenting Author : Yashdeep Das, D25905 , Co-Author(s) : Rohit Saxena

[FP1046] - Contrast Sensitivity In children With Myopia And Myopic Astigmatism; Chief & Presenting Author : Sonika Angel Vemula, S28141 , Co-Author(s) : Deepa John

[FP1047] - The Role Of Allergic Skin Test In children With Allergic Conjunctivitis; Chief & Presenting Author : Gopika R Nair, G28186 , Co-Author(s) : Deepa John

[FP1060] - Relaxing Brown With Chicken Suture; Chief & Presenting Author : Dhanya V.C, D20599, Co-Author(s) : Sandra Chandramouli

[FP1147] - Ocular Abnormalities In children With Developmental Delay From Rural Areas; Chief & Presenting Author : Neda Rahman , N27358 , Co-Author(s) : Nitish Kumar Marshal, Nishtha Mishra , Rajiv Kumar Gupta

[FP1229] - Patient Referral Significance - From Tertiary Pediatric Centers To Tertiary Eye Care Center; Chief & Presenting Author : Ajinkya V Deshmukh, D21582 , Co-Author(s) : Krishna R. Murthy, Geethanjali Chillal

[FP1302] - Study Of Retinopathy Of Prematurity In A Tertiary Care Institute Of West Bengal; Chief & Presenting Author : Poulami Datta, P28033

[FP1415] - The Association Between Serum 25-hydroxy Vitamin D Level and Vkc In children; Chief & Presenting Author : Bhavana HT, B28221 , Co-Author(s) : C.N. Madhusudhan, Sandhya Dharwadkar, Shubhratha S. Hegde

[FP1891] - Paediatric Microbial Keratitis; Chief & Presenting Author : Nancy Panday, N26778 , Co-Author(s) : Rakhi Kusumesh

[FP2062] - Paediatric Strabismus Cases At A Tertiary Eye Care Hospital In South India: A Comprehensive Study; Chief & Presenting Author : Annesha Sonawal, A23837, Co-Author(s) : Anjali Khadia, Mouttapa Fredrick

[FP2075] - Analysis Of Incidence, risk Factor, pattern Of Severity Of Rop In A Tertiary Care Center In South India; Chief & Presenting Author : Jeena V J, J27499 , Co-Author(s) : Y V Gowthami , Soubhagya S B Patil, Shilpa Yeliyur Devegowda

[FP2537] - Incidence Of Paediatric Malignancy In Central India; Chief & Presenting Author : Poorva Shrivastava, P21163 , Co-Author(s) : Srivastava Lalit

[FP2579] - To Evaluate Anisometropic Amblyopia And It Effect On Distance, near Stereopsis In 6-15yr Old children; Chief & Presenting Author : Aditi Agarwal, A22800, Co-Author(s) : Veena Kannusamy

[FP2945] - "To Capture Or Not?" - Surgeon Vs Patient's Perspective In Paediatric Posterior Optic Capture; Chief Author : Deepti P., Presenting Author : Vineela Mamidi, V25657, Co-Author(s) : Isha Gupta, Krishna Prasad R.

Refractive Surgery

[FP219] - Reversal Of Anisometropic Amblyopia By Occlusion Followed By Refractive Sx In An Adult: Case Report; Chief & Presenting Author : Rishabh Sah, S26245, Co-Author(s) : Subhash Dadeya, Shipra Sharda

[FP406] - Understanding Rejections And Patients' Choices After Rejection In Surgical Vision Correction; Chief & Presenting Author : Akshay Umare, A23819, Co-Author(s) : Rashmirita Kakoty, Josephine Christy S, Kunal Mandlik

[FP497] - Post Operative Complications Of Icl Implantation In Myopic Patients - A Single Centre Study; Chief & Presenting Author : Payal Mukherji, P21719 , Co-Author(s) : Nabatika Mohanty, Vishal Prakash Nandeshwar, Ipsita Konar

[FP684] - A Comparative Study Between Lasik Done By Microkeratome And Femtosecond Laser; Chief Author : Doel Biswas, Presenting Author : Subia Murtaza, S28185, Co-Author(s) : Komal Bakal, John Sarkar

[FP1232] - Long-Term Outcomes Of Presbyopic Diffractive Phakic Intraocular Lens Implantation;





Chief & Presenting Author : Manpreet Kaur, K18920,
Co-Author(s) : Sridevi Nair, J. S. Titiyal

[FP1710] - Bilateral Small Incision Lenticule Extraction In A Patient With Adie's Pupil; Chief & Presenting Author : Anwsha Chakma, A19397,
Co-Author(s) : Sri Ganesh, Sheetal Brar

[FP3115] - Athens Protocol For Keratoconus: Long Term Results; Chief & Presenting Author : Kiran Kumar, K19195, Co-Author(s) : Vandana Maganty, Spurti Nataraj

Squint

[FP672] - Surgical Outcomes Of Muscle Transplantation Surgery In Childhood Esotropia; Chief & Presenting Author : Y. Sai Karthik, Y26470,
Co-Author(s) : Raman Yenugandula

[FP888] - The Enigmatic Eye : A Case Report Of Duane's Retraction syndrome; Chief & Presenting Author : Amulya Reddy Kunam, A27780, Co-Author(s) : Anuradha Somesula, Prudhvi Venkateswarlu

[FP1015] - Augmented Loop Myopexy With Concurrent Intraocular Lens Implantation For Myopic Strabismus Fixus; Chief & Presenting Author : Marushka Aguiar, M20365 , Co-Author(s) : Janani Rajendran, Priyarthi Pradhan, Shashikant Shethy

[FP1176] - Modified Nishida Muscle Transposition Surgery: Our Experience; Chief & Presenting Author : Anjali Khadia, K16716

[FP1207] - "Marcus With Lazy Superior Oblique"; Chief & Presenting Author : Ms. Thakur Ankitha Singh, A28063, Co-Author(s) : Ravi Sekhar Rao Kotapati, Raman Yenugandula

[FP1353] - Rare Differential Diagnosis Of Restrictive Strabismus; Chief & Presenting Author : rajesh joshi, J06677 , Co-Author(s) : Divya Betala

[FP1377] - Unilateral Congenital Hyperplasia Of Extra-Ocular Muscle: A Rare Etiological Diagnostic Dilemma; Chief & Presenting Author : Shweta Chaurasia , S16093, Co-Author(s) : Jaspreet Sukhija, Chitransha Jaluthariya

[FP1450] - "The Missing Muscle conundrum" - Solving The Riddle By Transposition Of Missing Muscles; Chief & Presenting Author : Nilima Khochikar, N22616, Co-Author(s) : Krishna Prasad R., Isha Gupta, Deepthi P.

[FP1772] - Occurrence Of Strabismus & Amblyopia In Young children Previously Diagnosed With Pseudo-Strabismus; Chief & Presenting Author : Neha Kiran, N26357, Co-Author(s) : Varsha Bhagat, Jennifer Gagrai, Sunil Kumar

[FP2191] - To Assess The Efficacy Of Fibrin Glue And 8-0 Polyglactin Suture For Exotropia Surgery; Chief & Presenting Author : Jitendra Nenumal Jethani, J09433

[FP2260] - Novel Associations In Duane Retraction syndrome; Chief & Presenting Author : Erum Hayat, E24527, Co-Author(s) : Anuradha Sen, Manideepa Banerjee, Sujata Guha

[FP2456] - Acquired Nonaccommodative Esotropia In Mother And Child Simultaneously; Chief & Presenting Author : Sayali Mahajan, S19692, Co-Author(s) : Makarand Shegokar

[FP2700] - Cosmetic conundrum- Making Sense Of Sensory Strabismus; Chief Author : Soumya Ramani, Presenting Author : Akshata Mangalur, A28277, Co-Author(s) : Tanvi Shetty

[FP2751] - Family Whose Eyes Were Held High!; Chief & Presenting Author : Stuti Somani Agarwal, A18513, Co-Author(s) : Anuradha Sen, Madhulika Ladha, Sujata Guha

[FP2807] - Is It An Inferior Oblique Palsy Or A Skew Deviation?; Chief & Presenting Author : Akshya P, A21838

[FP2895] - Medial Recti Faden Surgery With Recession For Partially Accommodative Esotropia With High Ac/a Ratio; Chief & Presenting Author : Amit Kumar, A18914 , Co-Author(s) : Naila Aftab, Sitesh Vats, Bhawesh Saha

[FP2997] - Navigating The Complexity Of Helveston syndrome; Chief & Presenting Author : Vinuthana M, M26986, Co-Author(s) : Kruti Shah, Indu Pandey

[FP2998] - Single Stage, Unilateral Surgery For Monocular Elevation Deficit With Exotropia; Chief Author : Amit Kumar, Presenting Author : Aditya Rajan, R26721, Co-Author(s) : Bhawesh Saha, Sitesh Vats





Trauma

[FP270] - Impacted Wooden Foreign Body In The Deep Orbit Survive Eyeball And Vision In children; Chief Author : Salil Kumar Mandal, Presenting Author : Swasti Sarkar, S27341, Co-Author(s) : Asrik Mukhopadhyay, Tania Chakraborty, Salil Kumar Mandal

[FP588] - Shining Bright Again: Defying The Odds In Traumatic Retinal Detachment; Chief & Presenting Author : Aditi Joshi, A22150, Co-Author(s) : Pradeep Susvar, Vadivelu Jaya Prakash

[FP722] - Ant Seg Oct And Ubm In Diagnosis Of Ocult Scleral Tears Post Trauma; Chief Author : (Maj). Naveen K., Presenting Author : Dhwanee Agarwal, D25693, Co-Author(s) : Akshi Sharma, Dhwanee Agarwal, (Maj). Naveen K.

[FP995] - Analysis Of Ocular Trauma In A Govt. Medical College During The Lockdown Period- An Ocular Odyssey; Chief & Presenting Author : Mily Mandal, M24585, Co-Author(s) : Bivas Bala, Piyali Sarkar, Sambuddha Ghosh

[FP1077] - Firework Ocular Trauma Cases During Festival Season: A Comparison Between One Month Before And After; Chief & Presenting Author : Piali Mondal, P28021

[FP1199] - Traumatic Globe Luxation: A Case Report With Excellent Functional And Cosmetic Outcome; Chief Author : Bhawesh Saha, Presenting Author : Sitesh Vats, S20644, Co-Author(s) : Ravi Kumar, Amit Kumar

[FP1290] - A Rare Case Of 360-Degree Limbal Ischaemia Following High Voltage Electric Injury; Chief & Presenting Author : Disha Sahoo, D26014, Co-Author(s) : Jasmita Satapathy

[FP1306] - Nocardia Panophthalmitis Following Date Palm Injury: A Rare & Severe Complication; Chief & Presenting Author : Prabrisha Banerjee, B17525

[FP1433] - Intra Ocular Foreign Body-An Atypical Presentation Of A Typical Condition; Chief & Presenting Author : Rishikesh Deshpande, D28265, Co-Author(s) : Padmapriya Venkataraman

[FP1457] - A Stone In The Lens! ; Chief Author : Arvind Tenagi, Presenting Author : Chaitra C Shekar, C28040, Co-Author(s) : Samvedya Veenish Uppot Odukathil, Chethana Warad, Shivanand Bubanaale

[FP1692] - Outcome Of Ct Guided Minimally Invasive Closed Drainage Of Traumatic Orbital Subperiosteal Hematoma; Chief & Presenting Author : Paulomi Ray, P25655

[FP1807] - Keep The Bite , Away From Site ; Scary Ocular Trauma From Dog Bite; Chief Author : Hebbale Ramakrishna Shwetha, Presenting Author : YV Gowthami, Y27462, Co-Author(s) : Jeena V J

[FP2108] - An Unusual Case Of Traumatic Complete Superior Orbital Fissure syndrome With Le Fort II Fracture; Chief & Presenting Author : Tanisha Mittal , T28205, Co-Author(s) : Sujata Lakhtakia, Eva Rani Turkey, Pankaj Choudhary

[FP2354] - A Clinical Study Of Iofb Associated With Endophthalmitis In A Tertiary Eye Care Centre; Chief Author : B.N. Kalpana, Presenting Author : Nidhi Jayalal, N27547, Co-Author(s) : Shilpa Yeliyur Devogowda, Sanjana Vinod, Shanmugha Abirami.S

[FP2418] - Comparative Study Of Astigmatism Following Open Globe Subgroup Of Open Globe Injuries; Chief & Presenting Author : Raj Vador, V26006, Co-Author(s) : Eram Tandel, Mehul Shah, Shreya Shah

[FP2735] - Tackle Avulsion Without Repulsion - Meticulous Management Of Traumatic Avulsion Of Inferior Rectus; Chief & Presenting Author : B.A.Maithri, B20101, Co-Author(s) : Bhanumathi Madhavarao

[FP2963] - From Darkness To Sight :outcome Of Corneal Injury Repair In A Tertiary Eye Care Centre; Chief Author : John Sarkar, Presenting Author : Ketki Bhujang, K28362, Co-Author(s) : Ratish Chandra Paul

[FP3018] - Retrospective Analysis Of Scleral Tear Repair For Msics Wound Dehiscence; Chief & Presenting Author : Apurva Nagtode, A24891, Co-Author(s) : Josephine Christy S, Vinitha John

[FP3035] - To Do Or Not To Do-A Difficult conundrum Of Open Globe Injury With Haemorrhagic Choroidal Detachment; Chief & Presenting Author : Anubhav Upadhyay, U22049, Co-Author(s) : Harshavardhan Reddy C, Chitaranjan Mishra, K. Naresh Babu

[FP3135] - Metallurgical Analysis Of A Long Standing Ferrous Ocular Foreign Body Incidentally Found During Mri; Chief & Presenting Author : Anant Bhosale, B18943, Co-Author(s) : Rodney John Morris, VIGNESH RAJA, Nidhi Bhosale





Uvea

[FP77] - Double Jeopardy: Managing A Patient Of Tb Osteomyelitis With Arn; Chief & Presenting Author : Jonathan Malcolm Chavan, C22412, Co-Author(s) : R. Rathinam Sivakumar

[FP282] - Posterior Scleritis Masquerading As Unilateral Acute Angle Closure- A Case Series; Chief & Presenting Author : Deepika Makam, D24675, Co-Author(s) : Minija C. K.

[FP337] - Utility Of Multimodal Imaging To Differentiate Amelanotic Choroidal Lesions; Chief & Presenting Author : Vishal Raval, R21236, Co-Author(s) : Arjun Desai, Mudit Tyagi

[FP367] - Single Center Experience Of The Impact Of Covid-19 Pandemic On 101 Patients With Uveitis On Imt; Chief Author : Padmamalini Mahendradas, Presenting Author : Aditya Patil, P24917, Co-Author(s) : Padmamalini Mahendradas, Ankush Kawali, Radhika Sriram

[FP554] - A Child And The Silk Road Disease; Chief & Presenting Author : Aishwarya.K, A27374, Co-Author(s) : R. Rathinam Sivakumar

[FP666] - The Great Masquerader !!! A Rare Case Of Acute Bilateral Syphilitic Chorioretinitis; Chief & Presenting Author : Twinkey Bhutia, T26693, Co-Author(s) : Manabjyoti Barman, Subham Sinha Roy

[FP686] - Relentless Placoid Chorioretinitis – A Tale Of 42 Eyes; Chief & Presenting Author : Anshukita Anshukita, A24165, Co-Author(s) : Jyotirmay Biswas

[FP862] - Juxtapapillary Serpiginouslike Choroiditis: A Distinct Phenotype Predisposing To Anterior Scleritis; Chief & Presenting Author : Reema Bansal, B11127, Co-Author(s) : Gupta Amod Kumar, Vishali Gupta, Aman Sharma

[FP1066] - Quantitative Assessment Of Peripheral Choroidal Vasculature On Uwf Icg In Posterior Uveitis; Chief & Presenting Author : Ashish Markan, M19049, Co-Author(s) : Vishali Gupta, Aniruddha Agarwal

[FP1172] - Subretinal Abscess In An Immunocompetent Patient: A Rare Case Report; Chief & Presenting Author : Himani Chatterjee, H24905, Co-Author(s) : Pratyush, Partha Biswas, Krishnapada Baidya

[FP1590] - Unveiling The “missed Ocular Syphilis” Puzzle Of False Negative Result; Chief & Presenting

Author : Yatin Patil, P26188, Co-Author(s) : Maheshwari S, Meera Mohanakumar, Anuradha Vadakke Kanakath

[FP2002] - Prospective Study Of Efficacy And Safety Of Deflazacort Compared To Prednisolone In Scleritis; Chief & Presenting Author : Rakshita Kene, R25194, Co-Author(s) : Shubhank Khare, Anuradha Vadakke Kanakath

[FP2029] - Clinical Characteristics & Changing Incidence Of Ocular Syphilis A Retrospective Data Of 8 Years; Chief & Presenting Author : Amruta Vijay More, M18724, Co-Author(s) : Shah Chintan Mukeshkumar, Alok Sen

[FP2086] - Typical In Atypical-Case Of Fuch's Heterochromic Iridocyclitis In A Patient Of Klippel-Feil syndrome; Chief & Presenting Author : Pragya Bhattacharjee, P27070, Co-Author(s) : Padma Malladi

[FP2139] - Yellow Eye! Don't Panic : An Unusual Unilateral Tubercular Panuveitis Presenting As Endophthalmitis; Chief & Presenting Author : Alka C M, A27065, Co-Author(s) : Shilpi Bhattacharjee

[FP2308] - Tb Or Sarcoid? A Perplexing Case Of Recurrent Granulomatous Pan Uveitis; Chief & Presenting Author : Shilpa Viswanath, S26258, Co-Author(s) : Atul Arora, Vishali Gupta

[FP2598] - Revolutionizing Ocular Tuberculosis Treatment:cots Calculator Optimization For Improved Outcomes; Chief & Presenting Author : Gazal Patnaik, P18593, Co-Author(s) : Jyotirmay Biswas, Rupesh Agrawal, Vishali Gupta

[FP2699] - Outcome Of Single Low Dose Suprachoroidal Triamcinolone Acetonide In Non-Infectious Uveitis; Chief & Presenting Author : Abhishek Anand, A19473, Co-Author(s) : Shivani Sinha

[FP2756] - Simultaneous Presentations Of Different Entities In Tubercular Posterior Uveitis; Chief Author : Apoorva A.G., Presenting Author : Manasi Manke, M25658, Co-Author(s) : Meghana Neeralagi, Shrinivas M. Joshi, A.S. Guruprasad

[FP2893] - A Case Of Bilateral Chronic Anterior Uveitis With Multibacillary Lepromatous Leprosy; Chief & Presenting Author : Tashrif Naznin, T27006, Co-Author(s) : Gogoi Rajendra Nath





Vitreo Retinal Diseases

[FP74] - Evaluating Optical Coherence Tomography Biomarkers In Prognostication Of Retinopathy Of Prematurity; Chief & Presenting Author : Akash Belenje, B23092, Co-Author(s) : Deepika C P, Tapas Padhi, Subhadra Jalali

[FP756] - Cscr Masquerades- Hint Lies In The Oct; Chief & Presenting Author : Madhurima Roy, M19413, Co-Author(s) : Antarlin Ghosal

[FP811] - Worm In The Eye!! Is It Dead Yet? Chief & Presenting Author : Sivadarshan Muralidharan, M20068, Co-Author(s) : K. Naresh Babu

[FP900] - Hemostasis With Fibrin Glue In Surgery For PDR: Preliminary Findings Of A Randomized Trial; Chief & Presenting Author : Brijesh Takkar, T14584, Co-Author(s) : Ritesh Narula, Mudit Tyagi

[FP1300] - Outcomes Of Scleral Buckle In Rhegmatogenous Retinal Detachment-A Retrospective Analysis Of 307 Eyes; Chief & Presenting Author : Kulsum Sayyad, K26250, Co-Author(s) : Muthu Krishnan Vallinayagam, Chitaranjan Mishra, K. Naresh Babu

[FP1350] - Comparison Of Handshake(Hs) Vs Extraocular Needle Guided Haptic Insertion Technique(X-Nit) For Sfiol; Chief & Presenting Author : Debolina Deb, D21510, Co-Author(s) : Karthik Srinivasan, Anand Rajendran, Prabu Baskaran

[FP1650] - Long-Term Dual Tamponade With Silicon Oil And Pfl For Complex Rds -The Sandwich Technique; Chief & Presenting Author : Ankit Kumar Bhopalka, B28359, Co-Author(s) : Raja Narayanan, Jay Sheth

[FP2219] - A Case Series Of Torpedo Maculopathy - Morphological And Oct Characterization; Chief & Presenting Author : Muthu Krishnan Vallinayagam, V12212, Co-Author(s) : Kim Ramasamy, K. Naresh Babu, Avik Dey Sarkar

[FP2298] - Analysing Outcomes Of Autologous Neurosensory Graft In Refractory Macular Hole Cases; Chief Author : Shrinivas M. Joshi, Presenting Author : Meghana Neeralagi, M22170, Co-Author(s) : A.S. Guruprasad, Apoorva A.G., Giriraj Vibhute

[FP2341] - Evaluation Of Hyperreflective Foci As Prognostic Factor Of Visual Outcome In Retinal Vein Occlusion; Chief & Presenting Author : Adarsh Keshari, K25995, Co-Author(s) : Indranil Saha

[FP2628] - Increased Incidence Of Optic Neuritis Due To Ethambutol Toxicity After Revision Of Rntcp Guidelines; Chief & Presenting Author : Natasha Yadav, N25943

[FP2650] - A Study To Evaluate Predictors Of Visual Recovery After Surgery In Rhegmatogenous Retinal Detachment; Chief & Presenting Author : Aashul Chawla, C27340, Co-Author(s) : Pramod Sadashiorao Bhende, Pradeep Susvar

[FP2694] - Punctate Inner Choroidopathy Like Retinopathy In Patients With Stargardt's Disease; Chief & Presenting Author : Urvashi Kala, U23012, Co-Author(s) : Rupak Roy

[FP2742] - Subretinal Hyperoleon In Coloboma Rd; Chief & Presenting Author : Akshay Mishra , M28282, Co-Author(s) : Apoorva A.G., Shrinivas M. Joshi, A.S. Guruprasad

[FP2860] - Four Indications For The Usage Of 38-Gauge Needles In Macular Surgery; Chief & Presenting Author : Giriraj Vibhute, V21945, Co-Author(s) : Apoorva A.G., A.S. Guruprasad, Shrinivas M. Joshi

[FP2869] - Retinal Artery Macroaneurysm- Varied Presentation; Chief & Presenting Author : Ahan Gupta, G28139, Co-Author(s) : Vibha Sharma Gupta, Avinindra Gupta

[FP2891] - Efficacy And Safety Of Melatonin In Treatment Of Chronic Central Serous Chorioretinopathy; Chief & Presenting Author : Antabha Bandyopadhyay, B23600, Co-Author(s) : Shefa Habib, Taruni Kumari, Suchitra Kumari

[FP2969] - Screen To Scrub: Vitreoretinal Surgical Proficiency Through Simulator-Based Fellowship Training; Chief & Presenting Author : Prithvi Chandrakanth, C22539, Co-Author(s) : Ajax Jossy, Ketan Rathod, Palmeera D'Souza

[FP3022] - Short-Term Pfl Tamponade For Retinal Autograft In Retinal Re-Detachments With Large Macular Hole; Chief & Presenting Author: Toshit Varshney, V22040, Co-Author(s) : Keya Chakrabarti, K. Naresh Babu, Renu Puthenvilayil Rajan

[FP3051] - Adult Onset Foveal Vitelliform Dystrophy - Multimodal Imaging To The Rescue; Chief & Presenting Author : Devi Priya V., D11811





E-Posters

Cataract

[FP8] - The Curious Tale Of Microspherophakia
Chief & Presenting Author: Manpreet Kaur, M21286

[FP19] - A Rare Association Of Lenticular Coloboma With Iridochoroidal Coloboma
Chief & Presenting Author: Manpreet Kaur, M21286

[FP38] - Active Sentry Handpiece & Ozil Handpiece Comparison In Phacoemulsification With Active Fluidics.
Chief & Presenting Author: Rupam Janak Desai, D08414,
Co-Author(s): Jigisha Kiran Randeri, Bhavesh Patel, Falguni S. Mehta

[FP57] - Posterior Polar Cataract - A Surgical Blackhole
Chief & Presenting Author: Gaurav Kapoor, K09014,
Co-Author(s): Avinash Mishra, Nidhi Kalra, Sankalp Seth

[FP98] - Destination Emmetropia
Chief & Presenting Author: Vinod Kumar Arora, A03232,
Co-Author(s): Devanshu Arora

[FP198] - Bilateral Lamellar Cataract
Chief & Presenting Author: Manpreet Kaur, M21286

[FP214] - Clinical Study Of Outcome Of Nd:yag Laser Posterior Capsulotomy For Posterior Capsular Opacification
Chief & Presenting Author: Ananya Hota, A26811,
Co-Author(s): Prof Prasanta Kumar Nanda

[FP226] - Comparison Of Incidence Of Pco Post Pciol Implant With Two Aspheric Pciols.
Chief & Presenting Author: Shreya Keshari, S26253,
Co-Author(s): Anchal Thakur, Arun Kumar Jain

[FP253] - Clinical Outcomes Of Toric & monofocal Intraocular Lens Implantation When Myopia Is Target Refraction
Chief & Presenting Author: Ravi Chandra K, K19872,
Co-Author(s): Sowmya Peri

[FP344] - Surgical Approaches To A Posterior Polar Cataract
Chief & Presenting Author: Rahul Sahay, S19526,
Co-Author(s): Akshat Kumar, Rimsha Thaseen, Anuj

[FP368] - Poster Presentation: Managing The Sphere Of Lens.

Chief & Presenting Author: Vineet Oswal, O27024,
Co-Author(s): (Mrs.) Jyotika P. Mishrikotkar

[FP414] - Opposite Clear Corneal Incision Versus Toric Iol In Correcting Astigmatism Post Phacoemulsification
Chief & Presenting Author: Priyamvada P V, P26294,
Co-Author(s): Vandhana Sundram, Prabhu Vijayaraghavan, Jagadeesh Kumar Reddy K.

[FP545] - Tips And Techniques For Post Graduates To Perform Safe Cataract Surgery
Chief & Presenting Author: Sangita Basantaray, B14909,
Co-Author(s): Prof Prasanta Kumar Nanda, Santosh Jajodia, Prajna Paramita Pradhan

[FP635] - A Rare Case Of Microspherophakia.
Chief & Presenting Author: Aishwarya Patil, A28190,
Co-Author(s): Smita Harne, Prajakta More

[FP671] - Curtainless Windows: Congenital Aniridia In Mrkh Syndrome, Scleral Fixated Aniridia Lens Implanted
Chief & Presenting Author: Shubhangi Mahesh, S28199,
Co-Author(s): Reshma Ramakrishnan, Venya Sharma, Syed Faraaz Hussain

[FP682] - The Other Eye: Subjective Patient Experience Between First And Second Eye Cataract Surgery
Chief & Presenting Author: Shivani Pattnaik, S20464,
Co-Author(s): Kumar Doctor

[FP698] - Single-Stage Management Of Complicated Cataract With Lens Capsule Vascularization And Vitritis.
Chief & Presenting Author: Vijayabhaskar Gajjala, G22610,
Co-Author(s): Sivaranjani Balraj, Madhu Kumar R.

[FP708] - A Flawless Lash
Chief & Presenting Author: Swapnil Modak, M25564,
Co-Author(s): Merlin Benzy

[FP713] - Comparative Study Of Complication Associated With Peribulbar And Subtenon Anaesthesia For Sics
Chief & Presenting Author: Sonali Shevgan, S28097,
Co-Author(s): Kalpesh Patil, Pradnya Vitthal Gawai

[FP737] - Visual Outcome Of Intraocular Lens (Iol) Exchange In Cases Of Opacified Iol
Chief & Presenting Author: Hari Shanker Nag, N14113,
Co-Author(s): Hari Shanker Nag



[FP789] - Effect Of Nd:Yag Laser Capsulotomy On Iop Rise And Its Variation With Energy Used

Chief & Presenting Author: Monika Barik, M26910, Co-Author(s): Charu Prasad, Prof Prasanta Kumar Nanda, Monisha Barik

[FP877] - Loss Of The Other Half: A Rare Case Of Altitudinal Field Defect Post Cataract Surgery.

Chief & Presenting Author: Aparna Bose, A25228, Co-Author(s): Waris Abdul

[FP881] - A Comparison Of Steroid And NSAIDs To Control Inflammation Post Phacoemulsification

Chief & Presenting Author: Deepali Singhal, S18862

[FP999] - Comparison Of Hydrophobic Versus Hydrophilic Acrylic IOLs During Pediatric Cataract Surgery.

Chief & Presenting Author: Varsha, V28171, Co-Author(s): Ram Kumar Jaiswal

[FP1019] - 'body' Lies In The Eye Of The Beholder: A Case Of Intralenticular Metallic Foreign Body.

Chief & Presenting Author: Meghana Grandhi, M28331

[FP1089] - Firecracker Fiasco: How One Lady's Left Eye Tried To Celebrate Diwali

Chief & Presenting Author: Ishan Pasricha, P28210, Co-Author(s): Syed Faraaz Hussain, Venya Sharma, Shubhangi Mahesh

[FP1113] - A Rare Case Of Spontaneous Intraocular Lens Dislocation: Extraction And Sequential Management

Chief & Presenting Author: Shreya, S27174, Co-Author(s): Madhu Shekhar, Avitesh Kumar, Rishwa Hariyani

[FP1122] - Complication Rate Following Nd-Yag Laser Capsulotomy For PCO With And Without Comorbidities

Chief & Presenting Author: Abhinav Agrawal, A26603, Co-Author(s): Prof Prasanta Kumar Nanda

[FP1178] - A New Technique Of Doing Capsulorhexis In Intumescent Lenses

Chief & Presenting Author: Avitesh Kumar, K26269, Co-Author(s): Praveen Khuntia, Lipokyanger Longkumer

[FP1198] - Intraocular Lens Opacification: A Rare Event After Cataract Surgery

Chief & Presenting Author: Pradyumna Mishra, M26297, Co-Author(s): Kanhei Charan Tudu, Sai Sunanda Rangumudri, Pramod Kumar Sharma

[FP1264] - Spectrum Of Presentation Of Paediatric Cataract And Post-Operative Visual Outcomes.

Chief & Presenting Author: Arkaprava Ray, R26941, Co-Author(s): Rekha Mudhol

[FP1271] - Christmas Tree Cataract Chief & Presenting Author: Deeksha Kamath, D28332, Co-Author(s): Haritha Np, Suraksha Nayak, Srinivasa K. H.

[FP1428] - Nefafenac What's Your Role On My Macula!

Chief & Presenting Author: Anoop L, L26223, Co-Author(s): Niranjan R

[FP1508] - Late Spontaneous Subluxation Of Multifocal IOL

Chief & Presenting Author: Mandar Govind Paranjpe, P09369, Co-Author(s): Ketan Jathar

[FP1599] - Peek-A-Boo: Uncommon, Yet Not So Uncommon

Chief & Presenting Author: Hemmanth Raj M, M18795, Co-Author(s): Merlin Benzy

[FP1602] - Star In Galaxy Appearance - A Case Of Cataracta-Punctata-Caerulea With Sutural Cataract. Chief Author: Arvind Tenagi, Presenting Author: Mehak Bhutani, M26309, Co-Author(s): Patil Shivanand B., Shivanand Bubanale, Chethana Warad

[FP1616] - Outcomes Of Primary And Secondary Scleral Fixated IOL Implantation After Posterior Capsular Rupture

Chief & Presenting Author: Rishi Sethi, S18827, Co-Author(s): Saloni Gupta, Nabeel Firoz, Shailender Kumar Choudhary

[FP1646] - Comparison Of Ocular Biometric Parameters Using Swept-Source Optical Coherence Tomography Biometers

Chief & Presenting Author: Vandana C. Nath, N05284, Co-Author(s): Vaishali Abhaykumar Vasavada, Vasavada Abhaykumar Raghukant, Samaresh Srivastava

[FP1698] - An Aesthetic Iris: An Unique Case Of Sectoral Heterochromia Iridis

Chief & Presenting Author: Kanishk Singh, S23561, Co-Author(s): Purvasha Narang, Puja Hingorani - Bang, Rajesh Pattebahadur

[FP1702] - Complications Faced By Residents In Manual Small Incision Cataract Surgery And Phacoemulsification

Chief & Presenting Author: Brindha S, B28124, Co-Author(s): Geetha G.

[FP1703] - Association Of Intraocular Pressure & Retinal Nerve Fibre Layer Thickness In Pseudoexfoliation Patient

Chief & Presenting Author: Parnika Walad, P27962

[FP1738] - Impact Of Cataract Surgery On Vision Related Quality Of Life In Patients With Strabismus

Chief & Presenting Author: Chirag A B, B28275, Co-Author(s): Sangeetha. T

[FP1743] - A Case Of Nephrotic Syndrome With Incidental Finding Of Variations Of Congenital Cataract





Chief Author: Manpreet Kaur, **Presenting Author:** Anjali Bhambhui, A27056, **Co-Author(s):** Manpreet Kaur

[FP1823] - Multimodal Imaging Of A Case Of Non Syndromic Bilateral Microspherophakia
Chief & Presenting Author: Pragati I, P27803

[FP1841] - Eliminating Astigmatism In Today's Modern Cataract Surgery
Chief & Presenting Author: Reena Sethi, S05695, **Co-Author(s):** Sri Ganesh, Aditya Sethi

[FP1851] - Visual Outcome And Early Complications Of Cataract Surgery In Patients With Diabetes.
Chief & Presenting Author: Prachi Mohole, P28355, **Co-Author(s):** Shobhana Jorvekar

[FP1867] - Novice Surgeons Versus Experienced Surgeons: a Comparison Of Performances On Msics Surgical Simulator
Chief & Presenting Author: Arundhati Divedi, A28365, **Co-Author(s):** Vivek Singh, Fernandes Merle

[FP1873] - Is Wound Hydration Really Necessary To Seal The Incision In Phacoemulsification Surgery?
Chief & Presenting Author: Jayashree Kshirsagar, J28180, **Co-Author(s):** Priyanka Dhayதாக, Purva Valvekar-Date, Agarwal Manojkumar

[FP1924] - To Study The Various Outcomes Of Silicone Oil Removal And Intraocular Lens Implantation
Chief & Presenting Author: Shanti Priya, S24474, **Co-Author(s):** Gulshan Barwar, Neeraj Shah

[FP1969] - Title - To Study The Outcomes Of Msics In Patients With Mature Cataract Having Pxf Syndrome.
Chief & Presenting Author: Nikita Bayanagari, N28325, **Co-Author(s):** Jessica Basumatary, Nischala B, C.N. Madhusudhan

[FP2008] - Late Intraocular Lens Opacification After Cataract Surgery – A Case Report
Chief & Presenting Author: Swagata Nandini Baishya, S28309, **Co-Author(s):** Prasenjit Kalita, Latif Abdul

[FP2079] - Prognostic Factors And Visual Outcome In Traumatic Cataract Who Underwent Cataract Surgery
Chief & Presenting Author: Sreedhanya Sanikommu, S28135, **Co-Author(s):** Preeti Mohanty

[FP2342] - Unpredictable Beauty: The Spontaneous Anterior Lens Capsule Rupture!
Chief & Presenting Author: Khushboo Kumari, K27720, **Co-Author(s):** Kajal Singh, Tinku Bali

[FP2353] - Evaluation Of Mature Cataract By Slit Lamp In Pre-Holding Room
Chief & Presenting Author: Ayushi Toshniwal, A28303, **Co-Author(s):** Sumit Toshniwal, Nikhil Navneet Toshniwal

[FP2408] - Rare Case Of Complicated Cataract Presenting With Retroendothelial Fibrovascular Membrane

Chief & Presenting Author: Abhik Sahay, S24053, **Co-Author(s):** Mehul Shah, Shreya Shah

[FP2419] - Nd: Yag Laser Capsulotomy For Management Intumescent White Cataract
Chief & Presenting Author: Kshama Dwivedi, P09782, **Co-Author(s):** Jagriti Rana, Shivangi Singh, Vibha Singh

[FP2468] - Opaque F Iol Or A Tertiary Cataract-Case Report Of A Rare But, Vision Interfering Complication

Chief & Presenting Author: Shashikala P., S11433, **Co-Author(s):** Shruthi Das Shetty, Rupakala Venkatesh

[FP2517] - “sharper Skills- Evaluation Of Skill Enhancement Through Surgical Simulation Training”
Chief & Presenting Author: Shrutika Jagdish Pol, S28295, **Co-Author(s):** Agarwal Manojkumar, Purva Valvekar-Date

[FP2544] - Influence Of Astigmatism On Unaided Near And Intermediate Vision In Pseudophakic Patients

Chief & Presenting Author: Ravi Chandna, C23449, **Co-Author(s):** Ganesh pillay

[FP2549] - Comparative Study Of Scleral Tuck Iol In Aphakic Patients With Traumatic And Non Traumatic Etiology.

Chief & Presenting Author: Vedant Rajoriya, R25522, **Co-Author(s):** Arun Kumar, Mehul Shah, Shreya Shah

[FP2570] - Case Report: Aqueous Misdirection Syndrome In Contralateral Eye Post Routine Cataract Surgery

Chief & Presenting Author: Vinayak Damgude, D16462

[FP2580] - To Determine Visual Outcome After Cataract Surgery In Retinitis Pigmentosa (Rp).

Chief & Presenting Author: Arun Kumar, K26005, **Co-Author(s):** Raj Vador, Mehul Shah, Shreya Shah

[FP2592] - A Case Of Post Traumatic Rosette Cataract With Subluxated Lens

Chief & Presenting Author: anu sehwat, A26051, **Co-Author(s):** Shweta Verma

[FP2610] - The Road To Perfectionism: How Resident Can Become Perfect Ophthalmic Surgeon?

Chief & Presenting Author: Suresh K. Pandey, P06502, **Co-Author(s):** Vidushi Sharma

[FP2646] - Role Of Macular Optical Coherence Tomography Before Cataract Surgery In Clinically Normal Fundus

Chief & Presenting Author: Nikunj Gupta, G26833, **Co-Author(s):** Jyotsana Sharma, Apoorv Grover, Smita Kapoor





[FP2662] - Socio-Demographic Study Of Mature & Hypermature Cataract Patients At A Peripheral District Hospital

Chief & Presenting Author: Mousumi Sinha Roy, M28080,
Co-Author(s): Soumi Bala

[FP2663] - Impact Of Artificial Tears On Keratometric Measurements In Cataract Patients With Dry Eye

Chief & Presenting Author: Vinuthana M, M26986,
Co-Author(s): Indu Pandey

[FP2676] - How To Minimize Litigations And Medical Malpractice Claims During Ophthalmic Practice?

Chief & Presenting Author: Suresh K. Pandey, P06502,
Co-Author(s): Vidushi Sharma

[FP2682] - Evaluation Of Iop Changes With Different Topical Steroids Postcataract Surgery

Chief & Presenting Author: Sachit Mahajan, M26194,
Co-Author(s): Sanjay Kai

[FP2711] - A Case Report On Christmas Tree Cataract

Chief & Presenting Author: Chirag A B, B28275, Co-Author(s):
Susmitha Joshy

[FP2712] - To Study Complication Of Iol In Anterior Chamber And It's Management

Chief & Presenting Author: Deepak Tiwari, T23676,
Co-Author(s): Dolly Dhanuka, Mehul Shah, Shreya Shah

[FP2714] - Our Experience With Sifi Mini Well Ready EdoF Iol

Chief & Presenting Author: Suresh K. Pandey, P06502,
Co-Author(s): Vidushi Sharma

[FP2717] - Better Safe Than Sorry - Iol Scaffolding,a Novel Technique In Hypermature Cataract Surgery

Chief & Presenting Author: Aswathy Vijayan, A20344,
Co-Author(s): Nishanth Madhivanan, Nivean M

[FP2723] - Early Experience Following Bilateral Implantation Of Eyecrylser Advanced Monofocal Intraocular Lens

Chief & Presenting Author: Shruti Revankar, S23472,
Co-Author(s): Sheetal Brar, Sri Ganesh

[FP2773] - A Case Of Electric Cataract Managed By Phacoemulsification With Toric Iol Under Topical Anaesthesia

Chief & Presenting Author: Ester Sekhose, E23992,
Co-Author(s): Jaya Prabha B, Pritisha Goswami, Tanie Natung

[FP2781] - Outcomes Of Descemet's Membrane Detachment (Dmd) Following Cataract Surgery

Chief & Presenting Author: Sripriya Krishnamoorthy, V14362, Co-Author(s): Aman Agrawal

[FP2790] - White Iol?- Opaque Iol Exchange

Chief & Presenting Author: Leila Mohan, M13437,
Co-Author(s): K. Ramachandra Bhat, Roohi M, Shabeeba K

[FP2828] - Bilateral Double Rosette Cataract - A Rare Finding

Chief & Presenting Author: Sneha Budania, S26039,
Co-Author(s): Shweta Verma, Dharmendra Singh, Kudrat Jyoti

[FP2842] - Comparative Assessment Of Dry Eye In Patients Following Manual Sics Versus Phacoemulsification

Chief & Presenting Author: Suchita, S28427

[FP2849] - Central Corneal Thickness Changes Following 6mm Msics Using Intratunnel Phacofracture Technique

Chief & Presenting Author: Anshuman Pattnaik, P23323,
Co-Author(s): Sudhir Singh

[FP2880] - Efficacy And Comparison Of Ak & Occi To Reduce Astigmatism In Routine Phacoemulsification Surgery.

Chief & Presenting Author: Shamli Raut, S28381,
Co-Author(s): Shital Kadam, Agarwal Manojkumar

[FP2883] - Early Visual Outcomes With Implantation Of A New Enhanced Monofocal Iol

Chief Author: Supriya Sriganesh, Presenting Author: Dhatri Karanam, D26275, Co-Author(s): Sri Ganesh

[FP3001] - Change In Central Macular Thickness Before And After Uncomplicated Cataract Surgery

Chief & Presenting Author: Sanchari Sarkar, S23677,
Co-Author(s): Pratirop Gangopadhyay, Avik Dey Sarkar, Sanjay Kumar Daulat Thakur

[FP3003] - Medusa Head Of The Anterior Capsule

Chief & Presenting Author: Nikita Rajaram Patil, N27705

[FP3033] - Delayed Spontaneous Subluxation Of Ceon Edge 911a Silicon Iols And It's Management

Chief & Presenting Author: Nupur Raina, R16941,
Co-Author(s): Sonu Goel

[FP3140] - Phacoemulsification In Adult Patients With Post-Uveitis Complicated Cataract- A Review Of 45 Eyes

Chief & Presenting Author: Divya Choudhary, D22756,
Co-Author(s): Agarwalla Ramesh Kumar, Mohit Garg, Isha Agarwalla

[FP3141] - Comparative Assessment Of Surgically Induced Dry Eye After Manual Sics Versus Phacoemulsification

Chief & Presenting Author: Suchita, S28427, Co-Author(s):
Saxena Navneet

[FP3150] - Role Of Ultrasonography In Evaluation Of Viterous Haemorrhage.

Chief & Presenting Author: Suman Singh, S27620





Community / Social Ophthalmology

[FP40] - Des Among Health Related Staff
Chief & Presenting Author: Ziaul Haq Yasir, Y12440,
Co-Author(s): Divya Kesarwani, Rakesh Sharma

[FP107] - Efficacy Of Ergonomic Modifications In Management Of Computer Vision Syndrome Among Medical Students
Chief & Presenting Author: Mamta Singh, M12137,
Co-Author(s): Bibhuti Prassan Sinha

[FP109] - Opportunistic Screening For Diabetes Mellitus: Implications For Early Detection And Prevention
Chief & Presenting Author: Manavi Deokrishna Sindal, S11035, Co-Author(s): Rengaraj Venkatesh, Shivraj Tagare

[FP133] - Astigmatism Induced Before And After Pterygium Surgery
Chief & Presenting Author: Ananya Hota, A26811,
Co-Author(s): Prof Prasanta Kumar Nanda

[FP187] - Evaluation Of Knowledge And Awareness Of Primary Eyecare Of Asha Attached To A Government Hospital
Chief & Presenting Author: Neeraj Navin, N07594

[FP231] - Dengue Haemorrhagic Fever: Ophthalmoscopic Findings
Chief & Presenting Author: Vanshika Khanna, V24060,
Co-Author(s): Ram Kumar Jaiswal

[FP242] - Cataract Care Services For Children In Rural And Backward Regions: Breaking Down Barriers.
Chief & Presenting Author: Jayashree Baruah, B11558,
Co-Author(s): Sanjib Buragohain

[FP254] - How Much Screen Time Is Enough In Children? Where To Draw A Line
Chief & Presenting Author: Rolli Khurana, K16394,
Co-Author(s): Ankita Singh, Shailja Tibrewal, Ritesh Waghay

[FP302] - A Tale Of Heavy Eye Syndrome In Progressive Myopia
Chief & Presenting Author: Sudipta Mitra, M09141

[FP465] - Descent, Disciplined And Dignified Retirement
Chief & Presenting Author: Manilal Odhavji Chotaliya, C04441

[FP707] - Managing A Rare Case Of An Adult Motile Worm In The Anterior Chamber.
Chief & Presenting Author: DEEPANKAR SINHA, D24081,
Co-Author(s): Kumari Sandhya

[FP714] - Influence Of Manual Small Incision Cataract Surgery On Pre- Corneal Tear Film
Chief & Presenting Author: DEEPANKAR SINHA, D24081,
Co-Author(s): Kumari Sandhya

[FP849] - Title: 20-20-20 Rule And Digital Eye Strain
Chief & Presenting Author: Priya Wasan, P27048,
Co-Author(s): Pranav Shekhar, .Deepti Prabha Ekka, Sofia Ahmad

[FP907] - The Wriggling Mystery Behind An Acute Red Eye
Chief & Presenting Author: Niranjana Karthik, K23330,
Co-Author(s): Sunitha Nirmal, Nirmal Fredrick T.

[FP939] - Role Of Screening At Community Level For Co-Existing Cataract And Glaucoma
Chief & Presenting Author: Manisha Rathi, R05472,
Co-Author(s): Monika Dahiya, Amit Porwal, Sumit Sachdeva

[FP940] - Assessment Of Cataract Surgical Training Opportunities Given During Residency Programs In India.

Chief & Presenting Author: Varshika Pandey, V27141,
Co-Author(s): Swati Gautam, Akshay Nair, Deepak Mishra

[FP948] - A Study Of Ocular Manifestations In Hiv Patients Attending A Tertiary Care Hospital In Tamilnadu
Chief & Presenting Author: Pujari Parvin Babu, B28209

[FP1048] - Efficiency With Integration Of Digital Cataract Workflow
Chief & Presenting Author: Aishwarya, A17697, Co-Author(s): Naren Shetty

[FP1298] - The Vision Of Tomorrow: Assessing Vision Screening In School -Age Children
Chief & Presenting Author: Nikhila Meenakshi Ankem, N27590, Co-Author(s): Chaitanya Ankem

[FP1472] - Prevalence Of Corneal Opacity And Barriers For Keratoplasty Services In Haryana State
Chief & Presenting Author: Praveen Vashist, V11693,
Co-Author(s): Sarath S, Vivek Gupta, Noopur Gupta

[FP1473] - Calotropis-Induced Corneal Decompensation: A Curse In The Desert
Chief & Presenting Author: Lipi Mittal, L25624, Co-Author(s): Sandeep Choudhary, Mayank Sharma

[FP1522] - Achieving Financial Sustainability Of Vision Centers By Affordable Pricing Of Phaco Services

Chief & Presenting Author: Kuldeep Dole, D10501,
Co-Author(s): (Col) Madan Deshpande, Rahul Deshpande, Kshirsagar Sucheta

[FP1648] - Impingement Of Electronic Gadgets Overuse On Myopia Progression Among Young People.





Chief & Presenting Author: Pankaj Choudhary, C08132

[FP1727] - Spectrum Of Presumed Ocular Tuberculosis: A Case Series

Chief & Presenting Author: Pujja Jha, P17205

[FP2018] - Walking The Tightrope- Work Life Balance Among Ophthalmologists

Chief & Presenting Author: Alice Thomas, A25526,
Co-Author(s): Brindha S, Vandhana Sundram

[FP2173] - Outcome After Cataract Surgery In Lens Induced Glaucoma In Patients In Rural Background Of India

Chief & Presenting Author: Rathi Varsha Madanlal, R06361,
Co-Author(s): Avik Kumar Roy, Rohit Chandramohan Khanna

[FP2290] - Title: The Profile Of Retinal Diseases At The Ophthalmic Tertiary Care Center In Kolar District.

Chief Author: Karnati Divija, Presenting Author: Inchara Nagaraj, I28035, Co-Author(s): Inchara Nagaraj

[FP2291] - Role Of Ayushman Bharat Yojna In Upliftment Of Ophthalmology

Chief & Presenting Author: Siddiqui Parvez Ahmed, S07209

[FP2315] - Analysis Of 100 Patients Coming For Disability Certificate At A Tertiary Eye Hospital.

Chief & Presenting Author: Aishwarya Gavit, A28308,
Co-Author(s): Agarwal Manojkumar, Priyanka Dhayதாக, Purva Valvekar-Date

[FP2409] - A Study On Clinical Presentations Of Patients With Low Vision And Effectiveness Of Rehabilitation

Chief & Presenting Author: Ipsita Das, I26725, Co-Author(s): Pankaj Baruah

[FP2463] - Outcomes Of Corneal Ulcer Patients Referred From Vision Center Vs Direct Tertiary Hospital Visit

Chief & Presenting Author: Naveen Radhakrishnan, R13846,
Co-Author(s): Vasanthakumar N, Josephine Christy S

[FP2489] - Capacity Building To Prevent Glaucoma Blindness-Undergraduates With Bedside Techniques In Screening

Chief & Presenting Author: Abhishek Onkar, O15373

[FP2505] - Government - Ngo Partnership: Role Of Vision Care Centers In Alleviating Visual Morbidity.

Chief & Presenting Author: Sumit Sachdeva, S07807,
Co-Author(s): Monika Dahiya, Neha Yadav, Manisha Rathi

[FP2624] - Through The Looking Glass: A Comprehensive Study Of Eye Ailments In Tertiary Care

Chief & Presenting Author: Barath Arjun, A27144,
Co-Author(s): Mariya Banu Ranjini Sridharan, Venkatesh S., Samarapuri Amaranathan

[FP2648] - Analysis Of Posterior Segment Cause Of 50 Patients For Disability Certificate In A Tertiary Eye Care

Chief & Presenting Author: Sarbik De, D28176, Co-Author(s): Anuradha Bishnoi, Priyanka Dhayதாக, Purva Valvekar-Date

[FP2659] - Collaborative Healthcare: Ophthalmology Referral Patterns

Chief & Presenting Author: Priethikka, P26331

[FP2680] - Comparison Between Retinoscopy And Autorefractometry In Estimating Refractive Error

Chief & Presenting Author: TANMAY SRIVASTAV, S18045,
Co-Author(s): Jeotsna Rajput, Sony Chaudhary, V.P.Singh

[FP2831] - Knowledge And Awareness Of Glaucoma In Vijayapura: Vigas Study (Vijayapura Glaucoma Awareness Study)

Chief & Presenting Author: Arkaprava Ray, R26941,
Co-Author(s): Rekha Mudhol

[FP2937] - Trends In Recent Surge In Acute Epidemic Conjunctivitis: A Cross Sectional Study

Chief & Presenting Author: Divya Singh, D27496,
Co-Author(s): Vikas Kanaujia, Rachna Agarwal

[FP2994] - Presentation Of Vernal Keratoconjunctivitis In Children & Adolescents: A Population Based Study

Chief & Presenting Author: Yogita Gupta, G18598,
Co-Author(s): Praveen Vashist, Meenakshi Wadhvani, Radhika Tandon

[FP3017] - The Oculoplastic Surgeon And Social Media Engagement: Results Of A Survey From India.

Chief & Presenting Author: Akshay Nair, N12639

[FP3070] - Incidence Of Pediatric Ocular Trauma In A Tertiary Care Centre During A Period Of 1 Year

Chief & Presenting Author: Y V Gowthami, Y27462

[FP3111] - Online Survey To Assess Computer Vision Syndrome Children Excessive Screen Exposure During Covid-19

Chief & Presenting Author: Meenakshi Wadhvani, W10817

[FP3154] - Does The Vision Centre Based Eye Health Programme Make Economic Sense?

Chief & Presenting Author: Parikshit Gogate, G06928,
Co-Author(s): Taraprasad Das, Supriya Phadke

[FP3156] - Sustainability And Compatibility In Undertaking Community Based Eye Care Projects





Chief Author: Arun Sethi, **Presenting Author:** Reena Sethi, S05695, Co-Author(s): T.S.Surendran, Mr.R.D. Thulasiraj, Gullapalli N.Rao

Comprehensive Ophthalmology

[FP45] - Expanding Horizons In Resolving Post Operative Refractive Surprises Of Myopic Astigmatism.

Chief & Presenting Author: Sudipta Mitra, M09141

[FP151] - Incidence Of Diabetic Retinopathy With Duration Of Diabetes Mellitus: A Correlation
Chief & Presenting Author: (Col) Rajendra Prasad Gupta, G03008, Co-Author(s): Pradnya Vitthal Gawai, (Miss) Suneeta Santosh Moon, Vinod Kumar Baranwal

[FP191] - A Demographic Profile & Awareness Study Of Hyperthyroidism Among Patients In Western India

Chief & Presenting Author: Atul Kamath, M19469, Co-Author(s): Manjunath Kamath M., Devdatta J. Gohel, Aditi Pai

[FP202] - Aicardi Syndrome-A Case Report

Chief & Presenting Author: Harshika, H26645, Co-Author(s): Vedpal, Aftab Alam, Atul Mishra

[FP228] - Facial En Coup De Sabre With Contra Lateral Optic Neuritis: A Mystical Display

Chief & Presenting Author: Atul Bhirud, B17395, Co-Author(s): Anchal Tripathi, Avinash Mishra, Mohini Agrawal

[FP307] - Ultrasonic Evaluation Of Posterior Segment Disorders In Presence Of Opaque Media

Chief & Presenting Author: (Col) Rajendra Prasad Gupta, G03008, Co-Author(s): Geetanjali Singh, Smita Pawar, Sushant Durkar

[FP391] - Asymptomatic Adenocarcinoma Of Lung With Choroidal Mets In A Young Female: A Mystical Display

Chief & Presenting Author: Atul Bhirud, B17395

[FP532] - Rare Ocular Manifestation Of Dengue Fever
Chief & Presenting Author: Parnika Walad, P27962

[FP534] - Multiple Sub-Speciality Management In Complicated Cataract Surgery: A Lesson For Aspiring Surgeons

Chief & Presenting Author: Nikita Dash, N20254, Co-Author(s): Ritika Aggarwal, Shashi Nath Jha, Anita Ganger

[FP592] - High Altitude Retinopathy In Acclimatized Lowlanders: A New Perspective

Chief & Presenting Author: Vipin Rana, R19241, Co-Author(s): (Col) Sandeepan Bandopadhyay

[FP763] - Myotonic Dystrophy- A Course From Diagnosis To Surgical Outcome

Chief & Presenting Author: Shweta Dhiman, S19443, Co-Author(s): Monalisa Pati

[FP765] - Atypical Corneal Infection In Rare Systemic Diseases: Diagnostic Dilemma

Chief & Presenting Author: Jaya Kaushik, K12383, Co-Author(s): Meenu Dangi, RISHI SHARMA, Maj Gen J.K.S. Parihar

[FP781] - Smartphone Photography In Ophthalmology

Chief & Presenting Author: Rakshit Agrawal, A25272

[FP964] - Diving Into The Iridescent Abyss- A Case Of Oculocutaneous Albinism

Chief & Presenting Author: Sameeksha M, S27974, Co-Author(s): Narendran B S

[FP994] - A Dancer In The Posterior Chamber- A Case Report On Weill Marchesani Syndrome

Chief & Presenting Author: JOTHISARAN V, V28229, Co-Author(s): Padmapriya Ramdas, M. Hemanandini

[FP1065] - Ocular Manifestations Of Alport Syndrome: A Rare Case Report

Chief & Presenting Author: Sumit Toshniwal, T28143, Co-Author(s): (Col) O.K. Radhakrishnan, Deepaswi Bhavsar

[FP1448] - Crao: A Systemic Cry Of Help

Chief & Presenting Author: Garvita Dabas, G24991, Co-Author(s): Sagarika Patyal

[FP1470] - To Study The Prevalance Of Thyroid Eye Signs In Patients Of Thyrotoxicosis In Western India

Chief & Presenting Author: Aditi Pai, A21693, Co-Author(s): Atul Kamath

[FP1588] - Iris Nodules - A Case Of Neurofibromatosis Type 1

Chief & Presenting Author: Srinivasulu Topi, T28350, Co-Author(s): Siva Priya Sunkesula

[FP1609] - Unmasking Cns Relapse In B-Cell ALL: The Crucial Role Of Ophthalmologists

Chief & Presenting Author: Najva Sherin P, N28211, Co-Author(s): Esakki Rajeswari, Parvatha Sundari Natarajan

[FP1651] - Assessing Macular Thickness In Pco Patients Undergoing Yag Capsulotomy: A Prospective Study

Chief & Presenting Author: Karuparthi Vasavi, K27451

[FP1690] - Endophthalmitis: Pearls For Junior Residents Beyond Clinical Decision Making

Chief & Presenting Author: Maansi Shah, M27219, Co-Author(s): Bhandari Akshay Jawahirlal

[FP1744] - A Unique Case Of Pseudo Endophthalmitis In A Phakic Patient: Diagnosis And Resourceful Approach





Chief & Presenting Author: Dr Avadhesh Oli, O13081,
Co-Author(s): Dattakiran Joshi, Agrima Bhatia

[FP1776] - Prevalence Of Low Vision In Adults And Its Epidemiological Factors: A Cross Sectional Study.
Chief & Presenting Author: Riya Udhani, R28324,
Co-Author(s): Preeti Wadekar, Vidya Bhojane, Shubhangi Sathe

[FP1864] - A Study To Understand Posterior Pole Oct Changes In High Myopia
Chief & Presenting Author: Uma Shroff, U24416,
Co-Author(s): Kavin Shroff, Uday Ranchhoddas Gajiwala, Somesh V. Aggarwal

[FP1881] - Achondroplasia With Pathological Myopia And Total Cataract: A Rare Case Report
Chief Author: Smita Singh, **Presenting Author:** Medha Mahendra Bhagat, M27989, Co-Author(s): Priyanka Gund, Ajay Kumar Shukla, Navneet Chhabda

[FP1908] - Title: Computer Vision Syndrome Prevalence Among The Computer User Patients Attending To Opd
Chief & Presenting Author: Madhu Bagali, M28272,
Co-Author(s): Apoorva N, C.N. Madhusudhan

[FP1975] - Unraveling The Visual Experiences During Cataract Surgery In Uveitic Eyes
Chief & Presenting Author: Sunil Kumar K, K26424,
Co-Author(s): Naveen Nischal Gangapatnam, S. Bala Murugan

[FP1989] - Surgical Ophthalmic Procedure For Limb-Girdle Muscular Dystrophy Patient Under Safe Anesthesia
Chief & Presenting Author: Aruna Rathakrishna, R13129,
Co-Author(s): Sekhar Michael, Sathyan Parthasarathi

[FP2070] - A Case Of Anterior Chamber Cyst
Chief & Presenting Author: anu sehrawat, A26051,
Co-Author(s): Harinder Singh Sethi

[FP2105] - A Case Report Of Congenital Cystic Eye
Chief & Presenting Author: Kavin Shroff, S24415,
Co-Author(s): Uma Shroff

[FP2141] - Acute Red Eye- Mystery Of Letrozole !!!
Chief & Presenting Author: Aalathi Rajan, A28131,
Co-Author(s): Reghupathy Jeyanthi, B. Vaduvakrishnan, Anis Stephy Augusta Morris

[FP2181] - Imposters Of Posterior Uveitis: A Case Series
Chief & Presenting Author: Varsha A, V25283, Co-Author(s): Pradeep Sagar, Ravi Shankar H.N., Shubhra Sweta

[FP2234] - A Captivating Combination Of Cataract And Coloboma
Chief & Presenting Author: Sakshi Singh, S25876,
Co-Author(s): Aparna Bose

[FP2245] - Surgical Challenges In Complicated Cataract With Neovascularisation And Secondary Glaucoma
Chief & Presenting Author: Rana Jamil, R26212, Co-Author(s): Sagarika Patyal

[FP2347] - Role Of Ophthalmologists In Wilson's Disease
Chief & Presenting Author: Birendra Prasad Kashyap, K02624, Co-Author(s): Bharti Kashyap

[FP2465] - Sutural Cataract With Subluxated Lens In Marfan Syndrome: How To Manage?
Chief & Presenting Author: Arkaprava Ray, R26941,
Co-Author(s): Rekha Mudhol

[FP2606] - Profile Of Ocular Findings Among Chronic Renal Disease Patients In A Tertiary Centre
Chief & Presenting Author: TANMAY SRIVASTAV, S18045,
Co-Author(s): Hemendra Singh, Deepak Mishra

[FP2685] - Does Sleep Disturbance Exists Amongst Post Graduate Residents In A Tertiary Care Centre?
Chief & Presenting Author: Annesha Sonowal, A23837,
Co-Author(s): Jyoti Gontia, S. Bala Murugan

[FP2690] - A Rare Condition Iridoschisis Found In Patient Of Leprosy
Chief & Presenting Author: Sneha Budania, S26039,
Co-Author(s): Kudrat Jyoti, Shweta Verma

[FP2721] - Innovative Model Of Scleral-Fixated Intraocular Lens (Sfiol): The Cm-T Flex Intraocular Lens (Iol)
Chief & Presenting Author: Snehal Nimje, S26524,
Co-Author(s): Sagarika Das, Pushkar Dhir

[FP2738] - Painful Red Eye Masquerading As Conjunctivitis- A Mystery Yet To Solved
Chief & Presenting Author: Sasmita Sanghai, S27851,
Co-Author(s): Gauri Devasthali, Hema Joshi

[FP2788] - Ocular And Systemic Co-Morbidities In Cataract Surgery Patients In Tertiary Centre
Chief & Presenting Author: TANMAY SRIVASTAV, S18045,
Co-Author(s): Mahendra Kumar Singh, Deepak Mishra

[FP2888] - A Case Of Infectious Scleritis With Endophthalmitis Following Intravitreal Injection For Cnm.
Chief & Presenting Author: Mihir Lagvankar, L15182,
Co-Author(s): Amrita Dey, Debmalya Das

[FP2889] - Ocular Side Effects Of Hydroxychloroquine Used In The Treatment Of Autoimmune Diseases
Chief & Presenting Author: Prajna Paramita Pradhan, P27147, Co-Author(s): Prof Prasanta Kumar Nanda, Sangita Basantaray, Charu Prasad

[FP2939] - Angry Red Eye: A Rare Case Of Glanzmann Thrombasthenia





Chief & Presenting Author: Rohan Basak, B26355,
Co-Author(s): Stephen Sudhakar

[FP2942] - Does Training Residents, Affect Visual Outcome In Msics? - An Analytical Study.
Chief Author: Rama Devi K.S., Presenting Author: Divyashree M, D24972, Co-Author(s): Christina Daisy Philips

[FP2953] - Rare Ocular Manifestation: Potpourri
Chief & Presenting Author: Jitendra Singh, S23764

[FP2977] - Recurrent Preseptal Cellulitis In A Child With Superior Rectus Myocysticercosis- A Case Report
Chief & Presenting Author: SHUBHAM SAURABH, S28387, Co-Author(s): Purva Valvekar-Date, Agarwal Manojkumar, Priyanka Dhaytadak

Cornea

[FP172] - Corneal Infection By Rare Bacterial Organisms
Chief & Presenting Author: Santosh Kumar, K11796

[FP287] - Slice The Ice: Descemet's Membrane Endothelial Keratoplasty For Irido Corneal Endothelial Syndrome
Chief & Presenting Author: Venkataprabhakar Guduru, G18472

[FP288] - Raoultella Ornithinolytica Keratitis: A New Bug To Watch Out For!
Chief & Presenting Author: Hema Joshi, J17138, Co-Author(s): Saumya, Parag Ramnani, Gauri Devasthali

[FP303] - Management Of Mooren's Ulcer With Intravenous Methylprednisolone And Topical Cyclosporin A
Chief & Presenting Author: Shikhar Gaur, G09916, Co-Author(s): (Maj) Vivek Sharma

[FP335] - Small Incision Lenticule Extraction In Megalocornea For Myopia -Case Report,first Case Worldwide
Chief & Presenting Author: Cyres Keiki Mehta, M07434, Co-Author(s): Keiki R. Mehta

[FP351] - Knowledge And Attitude Regarding Eye Donation Among 1st Year Pg Students In Our Medical College
Chief & Presenting Author: Jyoti Deswal, D17716, Co-Author(s): Ashok Rathi, Rajendra Singh Chauhan, Khushboo Sheoran

[FP381] - Clinical And Microbial Profile Of Infantile Corneal Ulcers In South India - A Retrospective Analysis

Chief & Presenting Author: Dhanya Kuppuraj, D20010,
Co-Author(s): Prajna N.V., Naveen Radhakrishnan

[FP475] - Intrastromal Corneal Foreign Body- A Case Report
Chief & Presenting Author: Pooja Devi, P26920, Co-Author(s): Prasenjit Kalita

[FP491] - Chronic Blepharokeratoconjunctivitis - What "mite" It Be ?
Chief & Presenting Author: Dhruv Kamra, K19998, Co-Author(s): Kavya Chandran

[FP591] - Descemet's Membrane Deposits In Suspected Monoclonal Gammopathy Of Undetermined Significance.
Chief & Presenting Author: Sharannya T R, S26740, Co-Author(s): Sangeeta Kalita, Dipankar Das

[FP598] - A Case Of Unilateral Pseudo Pterygium
Chief & Presenting Author: Pooja B, P20582

[FP653] - The Ball With A Culture Surprise
Chief & Presenting Author: Bristi Majumdar, B26308, Co-Author(s): Eesh Nigam, Raj Paul

[FP663] - A Case Of Acute Hydrops In Bilateral Severe Keratoconus
Chief & Presenting Author: Kastur Punse, K28075, Co-Author(s): Satish Shitole

[FP690] - "corneal Deposits Following Ciprofloxacin Eye Drops" - A Case Report
Chief & Presenting Author: Ankita Gogoi, A26227, Co-Author(s): Sristi Shreya Malakar, Jyoti Bhuyan, Jayanta Thakuria

[FP768] - Study On Indications, Complications And Visual Outcome In Simple Limbal Epithelial Transplantation
Chief & Presenting Author: Shilpi Kumari, S28188, Co-Author(s): Anu Malik, Alka Gupta

[FP770] - Corneal Morphology And Correlation Between Corneal Thickness And Serum Uric Acid Levels In Gout.
Chief & Presenting Author: RISHI SHARMA, S14528, Co-Author(s): Meenu Dangi, Jaya Kaushik

[FP776] - Scleral Fixated Iol With Descemet Stripping Endothelial Keratoplasty: Concurrent Or Sequential?
Chief & Presenting Author: Jaya Kaushik, K12383, Co-Author(s): RISHI SHARMA, Maj Gen J.K.S. Parihar, Ankita Singh

[FP778] - Keratoconus In Pediatric Age Group
Chief & Presenting Author: Aditi Parab, A22801, Co-Author(s): Josephine Christy S

[FP876] - Mdr Pseudomonas Keratitis With Endophthalmitis Following Ek: A Case Report





Chief & Presenting Author: Deepali Singhal, S18862,
Co-Author(s): Prafulla Kumar Maharana

[FP882] - An Unusual Case Of Bilateral Conjunctival Ulcer Post Dengue Fever: A Case Report
Chief & Presenting Author: Kanishk Khare, K23703,
Co-Author(s): Puneet Johri, Anurag Kumar Kashyap, Akanksha Sinha

[FP950] - Outcomes Of Asoct-Guided New Algorithm In The Management Of Descemet's Membrane Detachment.
Chief & Presenting Author: Nasrin, N10860, Co-Author(s):
Yasaswini Vamaravalli, Alekhyia Chennamsetty, Sowmya Peri

[FP982] - "salt And Pepper Endothelium"-A Novel Phenotype
Chief & Presenting Author: Hema Joshi, J17138,
Co-Author(s): Saumya, Sasmita Sanghai

[FP1010] - Immunomodulators In Preventing Recurrence Of Sub-Epithelial Infiltrates In Adenoviral Conjunctivitis
Chief & Presenting Author: Arpita Kulshrestha, A25449,
Co-Author(s): Tripti Choudhary, Byanjana Bashyal, Amit Gupta

[FP1056] - Custard Apple Seed Powder-Induced Keratitis -a Not So Fruitful Traditional Practice
Chief & Presenting Author: Viveka Nagdev, V28068,
Co-Author(s): K. Vallabha, Shweta Patil, Keerti Wali

[FP1063] - Mucopolidiosis Iv - A Rare Entity
Chief & Presenting Author: Vinsa Vijayan, V28014

[FP1076] - Corneal Endothelium Characteristics In Ched Patients
Chief & Presenting Author: Muralidhar Ramappa, M13058

[FP1078] - Evaluating Topical NSAIDs In Reversing Corneal Cloudiness In Children With Ched
Chief & Presenting Author: Muralidhar Ramappa, M13058,
Co-Author(s): Neet Mehta

[FP1088] - Title: Surgical Management Of Corneal Keloids In Children
Chief & Presenting Author: Muralidhar Ramappa, M13058

[FP1096] - Title: Outcomes Of Sclero-Corneal-Keratolimbal-Allografts (Sc-Klal) In Children With Sclerocornea
Chief & Presenting Author: Muralidhar Ramappa, M13058

[FP1107] - A Spectrum Of Bilateral Phlyctenular Keratoconjunctivitis In A Case Of Extrapulmonary Tuberculosis
Chief & Presenting Author: Padmanabhan Sri Subiksha, P28334, Co-Author(s): Anju Jose, Jeevakala Chinnasamy

[FP1135] - A Study On Clinical And Microbiological Spectrum Of Corneal Ulcer In Tertiary Health Care Centre

Chief & Presenting Author: Abhinav Agrawal, A26603,
Co-Author(s): Prof Prasanta Kumar Nanda

[FP1155] - Clofazimine Induced Ocular Pigmentation: A Rare Case
Chief & Presenting Author: Anu B John, A26255,
Co-Author(s): Sanita Korah

[FP1167] - A Spectrum Of Bilateral Phlyctenular Keratoconjunctivitis In A Case Of Extrapulmonary Tuberculosis
Chief & Presenting Author: Jeevakala Chinnasamy, J25076,
Co-Author(s): Anju Jose, Padmanabhan Sri Subiksha

[FP1205] - A Spectrum Of Bilateral Phlyctenular Keratoconjunctivitis In A Case Of Extrapulmonary Tuberculosis

Chief Author: Padmanabhan Sri Subiksha,
Presenting Author: Jeevakala Chinnasamy, J25076,
Co-Author(s): Anju Jose

[FP1275] - Iridocorneal Endothelial Syndrome(Ice): Case Report Of Essential Progressive Iris Atrophy
Chief & Presenting Author: Yasaswini Vamaravalli, Y27542,
Co-Author(s): Mounika Gadikota, Sowmya Peri, Nasrin

[FP1327] - A Case Of Keratoconus And Bilateral Congenital Cataract In A Patient With Down's Syndrome.
Chief & Presenting Author: Markandeya Singh, S26624,
Co-Author(s): Tapan Gogoi

[FP1330] - A Study On Visual Outcome Of Corneal Laceration Repaired Patients In Tertiary Health Care Centre.
Chief & Presenting Author: Rima Kachary, R26921,
Co-Author(s): Semim Sultana

[FP1467] - A Tale Of Notorious Nonchalant Nocardia And The After Effects Of Steroid.
Chief & Presenting Author: Sharath Kumar Thirumanwar, T24476, Co-Author(s): Meena Lakshmiopathy

[FP1489] - Infections After Descemet Stripping Automated Endothelial Keratoplasty Surgery
Chief & Presenting Author: Sayali Shaha, S27653,
Co-Author(s): Nisheeta S. Agarwala, Rashmi Shukla

[FP1500] - Competitive Study Of Tpk Outcomes In Non Healing Fungal Keratitis Vs Bacterial Keratitis.
Chief & Presenting Author: Dr Ramesh Nadumani, N28344,
Co-Author(s): Parasappa Bandrakalli

[FP1525] - Sequential Bilateral Paediatric Pkp In Corneal Dystrophies
Chief & Presenting Author: Salma Tabani, S20861,
Co-Author(s): Mamatha B., Rekha Gyanchand





[FP1538] - Chandler Syndrome: Diagnosis And Management Of Rare Iridocorneal Endothelium Syndrome

Chief Author: Manjunath B.H., Presenting Author: Ashreet Sidana, S28271

[FP1613] - Customised Toric Iol Implantation In Cataract Patients With High Corneal Astigmatism: A Case Series

Chief & Presenting Author: Deergha Pareek, D23659

[FP1626] - Catastrophic Effect Of Steroid Misuse In Viral Conjunctivitis

Chief & Presenting Author: Aakanksha Sinha, A26772, Co-Author(s): Sakshi Kumar, Rakhi Kusumesh

[FP1679] - Role Of Colistin In Ocular Infections Caused By Multidrug-Resistant Pseudomonas Aeruginosa

Chief & Presenting Author: Anchal Thakur, T15528, Co-Author(s): Sonam Yangzes, Muskaan Bansal, Divya Vani Challa

[FP1682] - A Recalcitrant Case Of Fungal Keratitis
Chief & Presenting Author: Rohit Dureja, D19203

[FP1714] - Comparison Of Topographic Parameters In Ocular Pathology Using A Dual Scheimpflug Imaging Device.

Chief & Presenting Author: Parul Mittal, P26238, Co-Author(s): Vidhya Verma, Bhavana Sharma

[FP1729] - Conjunctival Ocular Surface Squamous Neoplasia (Ossn)with Spheroidal Degeneration:a Rare Case Report

Chief Author: Raja A.M., Presenting Author: Siddharam Janti, J14066

[FP1769] - Total Graft Avulsion During Suture Removal - Rarest Of Rare Distaster

Chief & Presenting Author: Seema Krishna Mane, S15966, Co-Author(s): Nidhi Patwardhan

[FP1790] - Th Quality Of Vision And Validation Of Different Cross Linking Protocols In Eye Bank Corneas

Chief & Presenting Author: Puja Jha, P17205, Co-Author(s): Jagadesh Reddy Chadive, Pravin Krishna V.

[FP1887] - Narrow Angle Of Fellow Eye - A Prognostic Factor For Therapeutic Keratoplasty?

Chief Author: Niranjana Bejan Singh, Presenting Author: Meeval Johns, M26288, Co-Author(s): Sindhushree Rajagopal, Antony Arokiadass Baskaran

[FP1967] - Title: Better Late Than Never - A Rare Case Of An Old Retained Anterior Chamber Foreign Body

Chief & Presenting Author: Anagha Chellath, A27593, Co-Author(s): B.Vijaya Lakshmi

[FP1973] - Evaluation Of Accelerated Cxl As An Adjunct To Standard Therapy In Moderate To Severe Fungal Ulcers

Chief & Presenting Author: Himanshu Khandelwal, K25589

[FP1978] - Double Trouble: A Case Of Pythium And Acanthamoeba Keratitis Coinfection

Chief & Presenting Author: Kaavya Khatri, K26440, Co-Author(s): Josephine Christy S

[FP1986] - The Devil Is In The Details: A Corneal Conundrum

Chief & Presenting Author: Kaavya Khatri, K26440, Co-Author(s): Josephine Christy S

[FP1987] - Pseudomonas Keratitis With Multiple Lesions -An Atypical Presentation

Chief & Presenting Author: Anagha H, A27522

[FP2059] - Topical Capsfungin For Management Of Refractory Fungal Corneal Ulcers

Chief & Presenting Author: Kshama Dwivedi, P09782, Co-Author(s): Arti Singh, Deepak Mishra, Utkarsh Dwivedi

[FP2121] - Novel Approach -Corneal Melt Post Chemical Injury

Chief & Presenting Author: Shital Nannaware, S26287

[FP2156] - Phototherapeutic Keratectomy Using High Ablation Depth Advanced Reis-Bucklers' Corneal Dystrophy

Chief & Presenting Author: Pratik Gogri, G15664, Co-Author(s): Uma Thigale, Pankaj Dongre, Sushank Bhalerao

[FP2196] - Early Adjuvant Amt Vs Standard Antimicrobial Therapy In Microbial Keratitis: A Comparative Study

Chief & Presenting Author: Shivangi Singh, S23821, Co-Author(s): Shivpriya Gupta, Jitendra Singh, S.P. Singh

[FP2204] - A Rare Case Of Climatic Droplet Keratopathy - Golden Luminescence Spherules

Chief & Presenting Author: Archana Dhandapani, A26561, Co-Author(s): Akanksha Bhale, Kannan Muthuswamy, Kavitha

[FP2205] - Scleritis: Case Series- Differentiating Infectious From Non-Infectious Entities.

Chief & Presenting Author: Varsha Ummareddy, V28122, Co-Author(s): B.Vijaya Lakshmi

[FP2334] - Dmek Using Pseudophakic Donor Cornea During Current Shortage Of Donor Tissues

Chief & Presenting Author: Soham Basak, B16308, Co-Author(s): SK Basak

[FP2356] - Topical Insulin For The Treatment Of Non-Healing Corneal Ulcer





Chief & Presenting Author: Prince Abu Aamir, A27841,
Co-Author(s): Akshita Sharma, Shimpa Kundan, Pramod Kumar Sahu

[FP2388] - Corneal Infection Post C3r: What To Do ?
Chief & Presenting Author: Pragya Ahuja, P24290,
Co-Author(s): Soham Basak

[FP2410] - Etiology And Risk Factors For Infectious Keratitis
Chief & Presenting Author: Vamsi Sarika Putta, V28394,
Co-Author(s): H Prabhudev

[FP2426] - Comparison Of Efficacy Of Medical Versus Surgical Management Of Post Pterygium Granuloma
Chief & Presenting Author: Anshupa Patnaik, A21929,
Co-Author(s): Sankalp Singh Sharma, Prajna N.V., Juhi Dhokne

[FP2447] - Correction Of Pre-Existing Astigmatism-Effect Of Occi Combined With Astigmatic Keratotomy
Chief & Presenting Author: Shital Kadam, S28192,
Co-Author(s): Abhishek Sharma, Purva Valvekar-Date, Agarwal Manojkumar

[FP2507] - Fishy Tails- A Rare Case Report Of Fish Tail Injury Induced Corneal Ulcer
Chief & Presenting Author: Abhishek Onkar, O15373

[FP2553] - Outcome After Optical Keratoplasty In Congenital Hereditary Endothelial Dystrophy:the Siblings Curse
Chief & Presenting Author: Trupti Sute, T28326, Co-Author(s): Eshan Warjekar, (Mrs.) Kavita Anand Dhabarde

[FP2600] - Post Traumatic Pseudokeratic Horn Of Palpebral Conjunctiva.
Chief & Presenting Author: Avadhi Ganasava, A27531,
Co-Author(s): Vedant Rajoriya, Mehul Shah, Shreya Shah

[FP2670] - A Case Of Microsporidial Keratitis
Chief & Presenting Author: Shilpa K, S27990, Co-Author(s): Rekha Mudhol

[FP2674] - Uncommon Presentation Of A Common Infection: An Interesting Case Report
Chief & Presenting Author: Shruti Inder Jhavar, S20505

[FP2705] - Evaluation Of Epidemiological Aspects Of Ocular Chuna/lime Injuries In The Pediatric Population
Chief & Presenting Author: Swapna Shanbhag, S15382,
Co-Author(s): Sayan Basu, Praniitha Satarasi

[FP2729] - Pythium Presenting As Peripheral Ulcerative Keratitis.
Chief & Presenting Author: Anshupa Patnaik, A21929,
Co-Author(s): Juhi Dhokne

[FP2789] - Let's Open The Curtains

Chief & Presenting Author: Maxwell Silva, S27587,
Co-Author(s): Kastur Punse

[FP2805] - Corneal Manifestations In Patients With Demodex Blepharitis At A Rural Centre Of South India

Chief & Presenting Author: Megana Peddi, M27557,
Co-Author(s): Bhupesh Bagga

[FP2819] - Acute Corneal Hydrops: Is Forty Really The New Twenty?
Chief & Presenting Author: Garvita Dabas, G24991,
Co-Author(s): Kruthika Hikkalagutti, Kanika Bhardwaj, Tulika Chauhan

[FP2846] - Magical Effects Of Glycerin Used Per-Operatively To Enhance Visualization In Cases Of Corneal Edema.
Chief & Presenting Author: Shalu Byadwal, S28393,
Co-Author(s): Smriti Pandey, Purva Valvekar-Date, Agarwal Manojkumar

[FP2850] - Clinical, Microbiological Profile And Visual Outcomes In Poly Microbial Keratitis
Chief & Presenting Author: Chaitra M P, C21659,
Co-Author(s): Lalitha Prajna, Prajna N.V.

[FP2863] - Role Of Accelerated Corneal Cross-Linking With Photo-Activated Chromophore In Infectious Keratitis
Chief & Presenting Author: Sreeramya Palanisamy, S23882, Co-Author(s): Manohar Babu Balasundaram, Anuja Janakiraman, Lokeshwari Aruljyothi

[FP2870] - Efficacy Of Collagen Cross Linking (Cxl) In Regressing Blood Vessels In A Vascularized Cornea
Chief & Presenting Author: Anubha Rathi, R14585,
Co-Author(s): Ritesh Narula, Murthy Somasheila I., Sunita Chaurasia

[FP2911] - Topical Insulin For The Treatment Of Non-Healing Corneal Ulcer.
Chief & Presenting Author: Prince Abu Aamir, A27841,
Co-Author(s): Akshita Sharma, Shimpa Kundan, Pramod Kumar Sahu

[FP2960] - A Rare Presentation Of Corneal Hydrops In Pellucid Marginal Degeneration In Young Patient
Chief & Presenting Author: Harshita Krishna Ravella, H24922, Co-Author(s): Mamatha B.

[FP2976] - Clinico-Microbiological Profile And Outcomes Of Klebsiella Keratitis At A Tertiary Centre
Chief & Presenting Author: Kavya Chandran, K24677,
Co-Author(s): Bhupesh Bagga, Joveeta Joseph, Tanmay Gokhale

[FP2982] - The Prevalence Of Microbial Keratitis Presenting To A Tertiary Care Hospital In North India
Chief & Presenting Author: Pranita Matani, P24633,
Co-Author(s): Bela S. Pawar, Pranita Matani





[FP2988] - Compressive Corneal Sutures With Air Descemetopy In Acute Corneal Hydrops In Down Syndrome

Chief & Presenting Author: Rohit Dureja, D19203,
Co-Author(s): Nikita Das

[FP2995] - Clinical Evaluation Of Cornea Affected In Systemic Diseases - Their Current & Emerging Treatment

Chief & Presenting Author: Shreyashi Tripathi, S28425,
Co-Author(s): Siddiqui Parvez Ahmed

[FP3049] - Pentacam's Perspective: A Case Of Keratoconus And Its Association With Allergic Conjunctivitis

Chief & Presenting Author: Apurva Bagla, A28294,
Co-Author(s): Santosh I Kumar

[FP3057] - Clinical Efficacy And Comparative Evaluation Of Topical Caspofungin Vs Natamycin In Fungal Keratitis

Chief & Presenting Author: Vanditaa Agrawal, V25833,
Co-Author(s): Rajesh Sinha

[FP3080] - Topical Brinzolamide In Post Penetrating Keratoplasty Glaucoma

Chief & Presenting Author: Yogita Gupta, G18598,
Co-Author(s): Radhika Tandon, M. Vanathi, Noopur Gupta

[FP3094] - A Wolf In Sheeps Clothing: Look Beyond What You See!

Chief & Presenting Author: Kavya Chandran, K24677,
Co-Author(s): Charuta Shrotriya, Bhupesh Bagga

[FP3116] - Colletotrichum Keratitis: A Rare Fungal Mycosis

Chief & Presenting Author: Vivek Nimje, N26674,
Co-Author(s): Jawahar Jyoti Kuli

[FP3127] - Management Of Acute Hydrops In Keratoconus With Anterior Segment Optical Coherence Tomography(Asoct)

Chief & Presenting Author: Tanvi Ganatra, T23531,
Co-Author(s): Suvira Jain

[FP3142] - Peripheral Sterile Corneal Infiltrate Post Lasik

Chief & Presenting Author: Neha Gandhi Madan, N19895,
Co-Author(s): Shivam Madan

[FP3146] - Analysis Of Clinical Outcomes And Anti-Fungal Susceptibility In Fungal Ocular Isolates

Chief & Presenting Author: Megana Peddi, M27557,
Co-Author(s): Aravind Roy

Diabetic Retinopathy & Medical retina

[FP108] - The Hyphema Dilemma: Unveiling Chronic Myeloid Leukemia Behind Diabetic Retinopathy

Chief & Presenting Author: Manavi Deokrishna Sindal, S11035, Co-Author(s): Shreeya Hinge, Shivraj Tagare

[FP264] - Role Of Atrial Fibrillation In Central Retinal Artery Occlusion

Chief & Presenting Author: Yuri Kashiv, Y20705, Co-Author(s): Harpal Singh, Himanshu Gaikwad, Swarna Biseria Gupta

[FP265] - Status Of Armd In Relation Of Glycemic Status

Chief & Presenting Author: Yuri Kashiv, Y20705, Co-Author(s): Himanshu Gaikwad, Kishori Lal Gupta, Swarna Biseria Gupta

[FP415] - Macular And Optic Disc Drusenoid Deposits With Hemifield Defects In A Patient With Iga Nephropathy

Chief & Presenting Author: Priyamvada P V, P26294

[FP444] - Intravitreal Anti-Vegf Injection In Recurrent Vitreous Hemorrhage In Eale's Disease

Chief & Presenting Author: Shruthi K, S21116

[FP446] - Posterior Sub-Tenon Injection Of Triamcinolone In Non-Resolving Vitreoretinitis

Chief & Presenting Author: Shruthi K, S21116

[FP451] - Aldosterone Secreting Adrenocortical Carcinoma Presenting As Malignant Hypertensive Retinopathy

Chief & Presenting Author: Monika Dahiya, M23741, Co-Author(s): Anshu Khatri, Sumit Sachdeva, Manisha Rath

[FP544] - A Case Study On Coats Disease And Its Management With Intravitreal Ranibizumab

Chief & Presenting Author: Kusum Kumari Prasad, K24410, Co-Author(s): Krishnapada Baidya

[FP670] - Not To Miss Neovascularization - Hoping To Reduce Acts Of Omission

Chief & Presenting Author: Venya Sharma, V28198, Co-Author(s): Shubhangi Mahesh, Syed Faraaz Hussain

[FP673] - Revolutionizing Diabetic Retinopathy Screening In Rural Population: Smartphone Versus Fundus Camera

Chief Author: Snehal Bonde Chaurasia, Presenting Author: Tejaswini Gondane, T28149, Co-Author(s): Snehal Bonde Chaurasia

[FP817] - Real-World Experience Of Ranibizumab Biosimilar: A Survey Among Indian Retina Specialists

Chief & Presenting Author: Rupak Kanti Biswas, B10264, Co-Author(s): Sandhya, Ms.Snehal Sant, Aniruddha Maiti





[FP934] - Central Serous Retinopathy In Patient With Chronic Kidney Disease On Hemodialysis: A Case Report

Chief & Presenting Author: Siddharam Janti, J14066, Co-Author(s): Shankar Chokkalingam, Adnan Mohamed Matheen

[FP955] - A Clinical Odyssey Into Ocular Tb - Serpigenous Like Choroiditis, Unmasked!

Chief & Presenting Author: Sameeksha M, S27974, Co-Author(s): Narendran B S

[FP960] - A Case Report-Haemorrhagic Retinopathy With Pancytopenia.

Chief & Presenting Author: Ishan Pasricha, P28210, Co-Author(s): Syed Faraaz Hussain, Shubhangi Mahesh, Priyanka Gandhi

[FP1001] - Disc Onwards Dissection Of Proliferative Diabetic Retinopathy Membranes

Chief Author: Neha Hemendra Shah, Presenting Author: Dudani Ajay Indur, D06387, Co-Author(s): Neha Hemendra Shah, Dudani Ajay Indur

[FP1008] - Cataract Surgery In Presence Of Diabetic Retinopathy: An Update

Chief Author: Neha Hemendra Shah, Presenting Author: Dudani Ajay Indur, D06387, Co-Author(s): Neha Hemendra Shah, Dudani Ajay Indur

[FP1022] - Correlative Study Between Macular Thickness And Visual Acuity In Patients With Diabetic Retinopathy

Chief & Presenting Author: Kalpesh Patil, P28073, Co-Author(s): Sonali Shevgan, Pradnya Vitthal Gawai

[FP1058] - Pattern Of Spectral Domain Optical Coherence Tomography Biomarkers In Diabetic Macular Edema

Chief & Presenting Author: Priyadarshini Parthasarathi, P24967, Co-Author(s): Nagesha Chokkahalli Krishnappa, Renuka Srinivasan

[FP1071] - Hyperbaric Oxygen Therapy For High Altitude Retinopathy

Chief & Presenting Author: Swathi K. P., S26761, Co-Author(s): Archana Singh, Srujana D, Raji K

[FP1125] - Role Of Oct Biomarkers In Assessing Visual Outcome In Patients Of Dme Treated With Inj Anti Vegf.

Chief & Presenting Author: Meghana Panchakshari, M27765, Co-Author(s): Hithashree H.R., Meghana Panchakshari, Shashidhar S.

[FP1139] - Synergistic Retinal Pathologies: Diabetic Retinopathy And Covert Impact Of Dmda-Induced Hypertension

Chief & Presenting Author: Ananya Dutta, A21444, Co-Author(s): Sonali

[FP1242] - A Simple Sign Of Terminal Illness, A Case Report Of Acute Myeloid Leukemia

Chief & Presenting Author: Thanusha Durgasamudram, T27773, Co-Author(s): Ganganna Yerukala, Psv Saleem Basha, Satyanarayana Reddy Madduru

[FP1304] - Brvo Breakdown: Investigating Young Patients' Clinical Profiles

Chief Author: Inchara Nagaraj, Presenting Author: Sameeksha M, S27974, Co-Author(s): Sangeetha. T

[FP1430] - An Interesting Case Of Be Ocular Hamartoma(Tuberous Sclerosis)

Chief Author: Kavitha K, Presenting Author: Maragathamani R, M27795, Co-Author(s): Thasneem Suraiya

[FP1466] - Case Of Csr Following Infertility Treatment With Estrogen Only Hrt & Parenteral Hcg

Chief Author: Ravindra Banakar, Presenting Author: Prashant Asangi, A28270

[FP1495] - Correlation Of Hba1c With Rnfl And Ganglion Cell Layer Thickness In Diabetic Population.

Chief & Presenting Author: Ekagrata, E26172, Co-Author(s): Vibha Singh, Mrs.Sukriti Upadhyay, Deepak Mishra

[FP1497] - Recurrent Central Retinal Vein Occlusion In A Young Individual Due To Exposure To High Altitude Area

Chief & Presenting Author: (Maj) Vivek Sharma, S09655

[FP1519] - Tamoxifen Retinopathy:a Case Report

Chief & Presenting Author: Poorva Shrivastava, P21163, Co-Author(s): Ganesh pillay

[FP1554] - Biomarker Assay For Detection Of Diabetic Retinopathy.

Chief & Presenting Author: Sayantan Ghosh, G23595

[FP1570] - Pediatric Central Serous Retinopathy With Subfoveal Pigment Epithelial Detachment: Rarity Redefined

Chief Author: Sonali Sarangi, Presenting Author: Sonali Pradhan, S27326, Co-Author(s): Anjalika Parhi

[FP1576] - Leukemic Retinopathy As A Predictor Of Chronic Myeloid Leukemia Relapse-A Case Report

Chief & Presenting Author: Mousam Mohanty, M27098, Co-Author(s): Shobhana Rath, Nabatika Mohanty

[FP1595] - Macular Edema And Response To Anti-Vegf In Diabetic Retinopathy/retinal Vein Occlusion With Osas





Chief & Presenting Author: Lagnajeeta Banerjee, L26248,
Co-Author(s): Samendra Karkhur, Priti Singh, Bhavana Sharma

[FP1610] - A Rare Case Of Benign Concentric Annular Macular Dystrophy

Chief & Presenting Author: Archana Dhandapani, A26561,
Co-Author(s): Akanksha Bhale, K. Suresh, Kavitha

[FP1643] - A Visual Quest! - Decoding Visual Encounters During Intravitreal Injection In Uveitic Eyes

Chief & Presenting Author: Sunil Kumar K, K26424,
Co-Author(s): Vijay Antony Santhanaraj, S. Bala Murugan

[FP1722] - Valsalva Retinopathy Following Strenuous Activity-A Case Report

Chief & Presenting Author: Ranjitha Mandarthi, R28340,
Co-Author(s): Madan Joshi, Lakshmi Priya Mudireddy, Vijay N.

[FP1732] - Vogt- Koyanagi- Harada Syndrome

Chief Author: Vishwanath H.S., **Presenting Author:** Mary Nihitha Reddy Mummadi, M28239,
Co-Author(s): Vishwanath H.S.

[FP1745] - Unilateral Multifocal Central Serous Chorioretinopathy In Pregnancy - A Case Report

Chief & Presenting Author: Archana Dhandapani, A26561,
Co-Author(s): Subitha I, Saravanan R., Kannan Muthuswamy

[FP1765] - Transpupillary Thermotherapy (Ttt) For The Treatment Of Symptomatic Retinal Artery Macroaneurysm

Chief & Presenting Author: Jessica Basumatary, J24116,
Co-Author(s): Hemalata Deka

[FP1771] - Anaemic Retinopathy With Macular Haemorrhage: A Rare Cause Of Vision Loss

Chief & Presenting Author: Neelam Shah, N26804

[FP1800] - "through The Looking Glass"- Moya Moya And It's Ophthalmic Odyssey

Chief & Presenting Author: Janani S S, S28338, Co-Author(s): Padmapriya Ramdas, M. Hemanandini

[FP1959] - Role Of Oct Biomarkers And Systemic Inflammatory Index In Type 2 Diabetes

Chief Author: Soumya H.V., **Presenting Author:** Poojitha S, P27501, Co-Author(s): Pratheek Prabhu, Darshan S M, Amrutha Aravindakshan

[FP1960] - Case Report Of Retinal Arterial Macroaneurysm

Chief Author: Rajyashree Somashekarappa, **Presenting Author:** Sheetal Chougule, S27742,
Co-Author(s): Vishwanath H.S.

[FP1966] - An Interesting Case Of Subacute Dimness Of Vision,with Not So Usual Suspect.

Chief & Presenting Author: Sarbaraj Nag, N27509

[FP2009] - A Rare Scenario Of Tuberos Sclerosis In Two Generations - A Tale Of Two Genes

Chief & Presenting Author: Thara Mary James, M27986,
Co-Author(s): Shilpa Yeliyur Devegowda

[FP2043] - Diabetic Papillopathy In A Patient With Type Ii Diabetes Mellitus: A Case Report.

Chief & Presenting Author: Vijaya Saharaja Rai, V28127,
Co-Author(s): Saugata Saha, Souvik Banerjee

[FP2098] - The Study Of Oct-Macula In Patients With Diabetes Mellitus Before And After Cataract Surgery

Chief & Presenting Author: Acid Dholakia, A28378

[FP2100] - A Case Of Purtscher Like Retinopathy

Chief & Presenting Author: Aruna A.C., A27480, Co-Author(s): Selvi K

[FP2103] - Contrast Sensitivity Changes In 3 Groups Of Diabetics Over A Period Of 1 Year

Chief & Presenting Author: Arjun Aurora, A25815,
Co-Author(s): Khilnani Kamlesh, Ajay Aurora

[FP2223] - Compare The Efficacy Of Post Subtenon Steroids Vs Intravit Antivegf Avastin In Diabetic Macularedema

Chief & Presenting Author: Abhishek Sharma, S28356,
Co-Author(s): Shital Kadam, Sharma Bhagwati Prasad, Purva Valvekar-Date

[FP2243] - Study Of Cft & Its Correlation With Visualacuitty After Ivta Injection 4mg In Diabetic Macular Edema

Chief & Presenting Author: Roopa B.S., R10884

[FP2312] - Correlation Of Hypertensive Retinopathy With Cardiovascular Disease

Chief & Presenting Author: Tripti choudhary, C16809,
Co-Author(s): Sundeep, Mona Gautam, Niveditha Hanumegowda

[FP2336] - Combined Brao-Brvo - A Clinical Entity Often Misdiagnosed

Chief & Presenting Author: . K.S.Kumar, K08476

[FP2382] - Role Of Multimodal Imaging In Diagnosis Of Cnv Overlying An Anomalous Choroidal Vessel.

Chief & Presenting Author: Varsha A, V25283, Co-Author(s): Parvathy P S, Ravi Shankar H.N., Pradeep Sagar

[FP2406] - Roth Spots In Anaemia

Chief & Presenting Author: Sajna A, S28397, Co-Author(s): Sunil Ganekal

[FP2407] - Bardet-Biedl Syndrome With Atypical Retinitis Pigmentosa

Chief & Presenting Author: Amulya Moparthy, A28411,
Co-Author(s): Rajesh P.

[FP2414] - Atypical Variant Of Retinopathy Of Prematurity:risk Factors, Clinical Profile And Treatment Modality





Chief & Presenting Author: Rashi Verma, R22278,
Co-Author(s): Swarnim, Deepika Khedia, Subodh Singh

[FP2460] - Unwanted Trouble: Ophthalmic Complication Following Functional Endoscopic Sinus Surgery

Chief & Presenting Author: Himanshu Garkoti, G24866,
Co-Author(s): Manabjyoti Barman, Amber Dubey

[FP2470] - A Rare Case Of Ocular Brucellosis

Chief & Presenting Author: Athira K, A28371, Co-Author(s):
Shubhratha S. Hegde, Sandhya Dharwadkar, Dheeraj Parashuram Kerur

[FP2473] - Analysis Of Diabetic Macular Edema In T2dm Based On Oct In Patients With & Without Uncontrolled Shtn

Chief & Presenting Author: Ramya Dharshini S, R28219,
Co-Author(s): Thasneem Suraiya

[FP2493] - Evaluation Of Octa Parameters In Diabetic Macular Edema Following Ranibizumab Biosimilar
Chief & Presenting Author: Punita Kumari Sodhi, S06682,
Co-Author(s): Avilasha Mohapatra, Amung Hage, Divya D

[FP2567] - Bilateral Early Onset Large Colloidal Drusen

Chief & Presenting Author: Hannah Shiny Rubsingh, H22321

[FP2591] - Evaluating Octa Parameters In Exudative Armd Following Ranibizumab Biosimilar

Chief & Presenting Author: Punita Kumari Sodhi, S06682,
Co-Author(s): Amung Hage, Avilasha Mohapatra, Divya D

[FP2599] - Acute Branch Retinal Artery Occlusion

Chief & Presenting Author: Vamsi Sarika Putta, V28394,
Co-Author(s): H Prabhudev

[FP2749] - The Unw"o"nted Optic Disc Pit!

Chief & Presenting Author: Divya S Raj, D26491

[FP2791] - Comparison B/w Two Int/vit. Inj. Techniques W.r.t Fluid Reflux, Iop And Therapeutic Effect.

Chief & Presenting Author: Shashi Tanwar, S22508,
Co-Author(s): Sanjiv Kumar Gupta

[FP2821] - A Salvaged Case Of Advanced Diabetic Retinopathy In Type 1 Diabetes.

Chief & Presenting Author: Nabatika Mohanty, N27095,
Co-Author(s): Adyasha Dash, Vishal Prakash Nandeshwar, Mousam Mohanty

[FP2912] - A Study To Determine Role Of Oxygen Supplementation Due To Rds And Septicemia In Development Of Rop

Chief Author: Sandeep Patil, **Presenting Author:** Ishan Goyal, G28086, Co-Author(s): Vinay Dastikop

[FP2952] - Keeping An Eye Out For Post Fever Retinitis

Chief Author: D.K. Seetha Lakshmi, **Presenting Author:** Mahesha C, C28312

[FP3053] - "rare Case Of Acute Macular Neuroretinopathy Resolving With Topical Steroids"

Chief & Presenting Author: Subitha I, S26342, Co-Author(s):
Kannan Muthuswamy, Saravanan R., Akanksha Bhale

[FP3056] - Angiometric Progression In Foveal Avascular Zone (Faz) Over 1 Year In Diabetics Using Octa And Ffa

Chief & Presenting Author: Arjun Aurora, A25815,
Co-Author(s): Khilnani Kamlesh, Ajay Aurora

[FP3072] - Beyond The Years – Cnvm Secondary To Focal Choroidal Excavation In A Young Patient.

Chief & Presenting Author: Nafees Fathima, F27465,
Co-Author(s): Sayed Aejez Hussein

[FP3087] - Choroidal Vascular Index Using Octa Among Patients With Diabetic Retinopathy

Chief Author: Sanjana Bejan Singh, **Presenting Author:** Shweta Samuel, S24775, Co-Author(s):
Shweta Samuel, Samuel Moses Bejan Singh, Rooshitha B. Singh

External Eye & Ocular Surface Disease

[FP1] - A Study On Dry Eye Disease In Cataract Patients After Phacoemulsification

Chief & Presenting Author: Sucheta Parija, S09161,
Co-Author(s): Genickson Jeyaraj

[FP11] - Topical Cyclosporine In The Treatment Of Allergic Conjunctivitis

Chief Author: Anurag Narula, **Presenting Author:** Shilpa Singh, S12937, Co-Author(s): Anurag Narula

[FP24] - Clinical Appearance Versus Histopathological Diagnosis In Benign Soft Tissue Tumors Of The Eyelid
Chief & Presenting Author: Mukta Sharma, S16961

[FP131] - Conjunctival Inclusion Cyst Versus Filtering Bleb – A Close Mimic

Chief & Presenting Author: Rajalakshmi S., R15744,
Co-Author(s): Janani R

[FP173] - Cover Slip Scrape Cytology
Chief & Presenting Author: Santosh Kumar, K11796

[FP261] - A Giant Cystic Degeneration Of Pterygium An Unusual Scenario

Chief & Presenting Author: Hari Lal Naik Ramavath, R27613,
Co-Author(s): Himanshu Gupta





[FP316] - Necrotizing Scleritis

Chief & Presenting Author: Shifa Shafat, S27959,
Co-Author(s): Shivali Sharma, Aalia Sufi

[FP333] - To Study The Role Of Tear Matrix Metalloproteinase-9 In Diagnosis And Management Of Dry Eye Disease

Chief & Presenting Author: Jyoti Sharma, J22975,
Co-Author(s): Raji K, Vinod Kumar Baranwal

[FP343] - Watering Eyes After Cataract Surgery: No I Am Not Crying.

Chief & Presenting Author: Ravi Ranjan, R10385,
Co-Author(s): Nagendra Prasad, Sudhir Kumar, Amitabh Singh

[FP350] - Goldenhar Syndrome Associated With Congenital Heart Disease: A Case Report

Chief & Presenting Author: Swati Sulagna Swain, S26765

[FP353] - Unravelling Ocular Myiasis: Clinical Presentation, Diagnosis, And Management In Tropical Regions

Chief & Presenting Author: Sharleen Khan, S26274,
Co-Author(s): Garima Rai, Sugyani Kumari Satapathy

[FP359] - Tardy Aschner–dagnini Reflex Following Topical Pterygium Surgery- A Unique And Rare Presentation

Chief & Presenting Author: Vikas Sharma, S18853,
Co-Author(s): (Col) Sandeepan Bandopadhyay, Anuradha, Ritesh Waghray

[FP385] - Prevalence Of Keratoconus Among Patients With Vernal Keratoconjunctivitis

Chief & Presenting Author: Poorani Rajendran, P26427,
Co-Author(s): Rashmita Ravisankar, Josephine Christy S

[FP423] - A Rare Case Of Female Collodion Baby

Chief & Presenting Author: Shreyal Koli, S27988,
Co-Author(s): Chhaya Ashok Shinde, Harsha Pawar, Arya Vs

[FP426] - Treatment Outcomes Of Ocular Surface Squamous Neoplasia (Ossn) With Mitomycin-C.

Chief & Presenting Author: Jyoti Deswal, D17716,
Co-Author(s): Khushboo Sheoran, Ashok Rathi, Rajendra Singh Chauhan

[FP452] - Bilateral Ectropion In Collodion Baby: A Rare Scenario

Chief & Presenting Author: Monika Dahiya, M23741,
Co-Author(s): Anshu Khatri, Sumit Sachdeva, Manisha Rathi

[FP484] - Prevalence And Severity Of Dry Eye Among Medical Students In West Bengal Using OsdI Questionnaire

Chief & Presenting Author: Anik Ghosh, G27898,
Co-Author(s): Biswarup Ray

[FP557] - Prevalence And Associated Risk Factors Of Pterygium In Rural Based Tertiary Care Hospital.

Chief & Presenting Author: Pradnya Vitthal Gawai, P20294,
Co-Author(s): Sonali Shevgan, Kalpesh Patil, (Col) Rajendra Prasad Gupta

[FP719] - An Interesting Case Of Tick Infestation Of Eyelid Masquerading As Eyelid Nodule

Chief & Presenting Author: Priyanshi Awasthi, P20924,
Co-Author(s): Kanchan Singh

[FP739] - Taming The Toughest Duo: Tale Of Two Sclerocorneal Cyst

Chief & Presenting Author: Nibedita Das, D11893,
Co-Author(s): Joyeeta Das

[FP743] - A Rare Case Report On Anterior Ectopia Cilia

Chief & Presenting Author: Sri Divya, D27183, Co-Author(s):
B. Chandra Sekharan

[FP775] - Isolated Limbal Dermoid In A Child: A Case Report

Chief & Presenting Author: Rashmi Rekha Bungrung, R26827, Co-Author(s): Prasenjit Kalita

[FP853] - Geographic Conjunctival Ulcer - A Rare Presentation Of Herpetic Eye Disease

Chief & Presenting Author: Pranita Sahay, S16689,
Co-Author(s): Swati Singh, Vikas Veerwal, Akanksha Koul

[FP912] - Study The Prevalence And Severity Of Dry Eye Disease (Ded) In Perimenopausal Women

Chief & Presenting Author: Smruti Rekha Priyadarshini, P11401, Co-Author(s): Srikant Sahu, Sujata Das

[FP915] - Study To Assess Corneal Astigmatism With Size Of Pterygium

Chief & Presenting Author: Niranjana R, R25299, Co-Author(s):
Anoop L

[FP924] - Graft Related Complications Of Pterygium Excision Surgery With Cag(Autologous Blood) And Management.

Chief & Presenting Author: Suman Sharma, S27366,
Co-Author(s): Kumika, Varun Mittal, APARNA SINGHAL

[FP991] - Prevalence Of Mgd In Patients With Dry Eye Symptoms Attending Opd

Chief & Presenting Author: Sagarmoy Purkayastha, P10389

[FP1002] - Case Report On Apocrine Hidrocystoma Of The Eyelid

Chief & Presenting Author: Md Hamid Anwar, A28003,
Co-Author(s): Harshika, Aftab Alam, Atul Mishra

[FP1034] - Outcome Of Scleral Patch Grafting For Scleral Thinning

Chief Author: Urmil Chawla, Presenting Author:
Khushboo Sheoran, K23893, Co-Author(s):
Deepshikha Yadav, Sanskriti Agarwal, Divya Srivastava





[FP1037] - Demographic And Epidemiological Study On Vernal Keratoconjunctivitis (Vkc) In Southern Odisha

Chief & Presenting Author: Deepak Choudhury, C20269

[FP1142] - Unmasking Scleral Dellen - A Noteworthy Case Report

Chief Author: Ranjitha C S, Presenting Author: Thummathati sivapriya, S27504, Co-Author(s): Srinivasa K. H., Suresh Babu G., B.L. Sujatha Rathod

[FP1170] - Bilateral Conjunctivitis Following Rituximab Infusion.

Chief & Presenting Author: Shifa Oosman, S27951, Co-Author(s): Faraz Irfan, Siddharth Karan

[FP1184] - To Evaluate The Role Of Tcsa After Pterygium Surgery In Tertiary Care Centre Of Jharkhand

Chief & Presenting Author: Kumari Priyanka Verma, P26313, Co-Author(s): Rajiv Kumar Gupta, Neda Rahman, Nishtha Mishra

[FP1226] - Prevalence & Risk Factors Of Dry Eye Disease In Eastern India: OsdI- Based Cross-Sectional Study.

Chief & Presenting Author: Madhu N, N28034, Co-Author(s): Vipin Rana, Santosh Kumar, (Col) Sandeepan Bandopadhyay

[FP1381] - Assessment Of Serum Vitamin D Levels In Dry Eye Patients.

Chief & Presenting Author: Vijay Singh Mangawa, M27638, Co-Author(s): Devanshi Halwai, Twinkle Garg, Jaishri Murli Manohar

[FP1385] - Clinic-Based Survey Of Indian Ophthalmologists For Dry Eye Prevalence And Preferred Practice Pattern

Chief & Presenting Author: ALKESH CHAUDHARY, C06415, Co-Author(s): Prasoon Pandey, Riddhi Shah

[FP1463] - A Rare Case Of Conjunctival Dermoid: diagnosis And Management

Chief Author: Ravindra Banakar, Presenting Author: Ashreet Sidana, S28271

[FP1553] - A Family Of Blepharophimosis Ptosis Epicanthus Inversus Syndrome (Bpes)

Chief & Presenting Author: Amol Ghule, G28261, Co-Author(s): Hemali Pravin Kanabar, .Vaishali Lalit Une

[FP1593] - An Observational Study On The Presence Of Perilimbal Conjunctival Pigmentation In Vkc Cases.

Chief & Presenting Author: Navin yadav, Y28224, Co-Author(s): Anu Malik, Alka Gupta

[FP1654] - Fix The Pempix

Chief & Presenting Author: Swathi A R, S27680, Co-Author(s): Rajashekar Y L, Radhika Torgal

[FP1696] - A Review Of Clinical, microbiological Profile And Treatment Outcome Of Infectious Scleritis In India.

Chief & Presenting Author: Debasmita Bera, D21421, Co-Author(s): Amitabh Kumar, Aditi Johri, Mona Bhargava

[FP1806] - Recurrent Episcleritis With Latent Tuberculosis – A Case Report

Chief & Presenting Author: Namrata Shree, N23855, Co-Author(s): Rajneel Bhattacharjee

[FP1830] - Intralesional Triamcinolone Acetonide Injection Versus Incision And Curettage For Primary Chalazia.

Chief & Presenting Author: Nikita Bayanagari, N28325, Co-Author(s): Shubhrratha S. Hegde

[FP2052] - A Case Report Of Blinding Consequences Of Ocular Surface Damage In Stevens Johnson Syndrome

Chief & Presenting Author: Uma Shroff, U24416, Co-Author(s): Kavin Shroff

[FP2088] - Monotherapy With Topical Interferon Alpha 2b In A Case Of Diffuse Ocular Surface Squamous Neoplasia

Chief & Presenting Author: Riddhi Shethia, R27606, Co-Author(s): Ankit Deokar

[FP2165] - A Rare Case Of Posterior Scleritis

Chief & Presenting Author: Divya Bhanu Devarapalli, D27903, Co-Author(s): Md. Nazarul Islam, Susmita Majhi, Shubhankar Suman

[FP2250] - Gore-Tex As An Adjuvant For Prevention Of Symblepharon In Chemical Injury: Our Experience

Chief & Presenting Author: Anitha Venugopal, V12672

[FP2258] - Dry Eye Disease In Patients With Primary And Recurrent Pterygium Excision

Chief & Presenting Author: Himanshu Gupta, G27663, Co-Author(s): Hari Lal Naik Ramavath

[FP2374] - Comparison Of Different Techniques Used In Attaching Of Conjunctival Autograft In Pterygium Surgery.

Chief & Presenting Author: Diksha Kumare, D28187, Co-Author(s): Agarwal Manojkumar, Priyanka Dhaytadak, Purva Valvekar-Date

[FP2441] - Dry Eye Profile In Patients Undergoing Chemotherapy For Malignancies- Observational Study

Chief & Presenting Author: Rasikpriya Sandhu, R28290, Co-Author(s): Vaishali Abhaykumar Vasavada, Samaresh Srivastava





[FP2513] - Prevalence Of Type 2 Diabetes Mellitus In Patients With Pterygium

Chief & Presenting Author: Soumya Sharat, S12439

[FP2518] - To Study Prevalence And Epidemiology Of Ocular Surface Squamous Neoplasia

Chief & Presenting Author: Ashwini Koranne, A24130, Co-Author(s): Jigar Joshi, Mehul Shah, Shreya Shah

[FP2590] - The Effects Of Hughes Procedure On The Ocular Surface.

Chief & Presenting Author: Swarna Naresh Gaikwad, S20314

[FP2633] - A Rare Case Of Oculospodidiosis Of The Lacrimal Sac Causing Diagnostic Dilemma

Chief & Presenting Author: Shruti Hegde, H13607

[FP2657] - Corneal Morphology, Microbial Flora, And Presence Of Exposure Keratopathy In Mechanically Patients.

Chief Author: Bindu Malini M, Presenting Author: Shreyanka Mane, S27415, Co-Author(s): Pratheek Prabhu, Kavitha Sree Gudditi, Darshan S M

[FP2800] - Bacterial Isolate And Antibiotic Sensitivity Pattern In Conjunctivitis Patients

Chief & Presenting Author: Pradnya Vitthal Gawai, P20294, Co-Author(s): Kalpesh Patil, Sonali Shevgan, (Col) Rajendra Prasad Gupta

[FP2854] - Acute And Chronic Ocular Involvement, Severity & Sequelae In Severe Cutaneous Adverse Reaction(Scar)

Chief & Presenting Author: Sunil Ganekal, G11600, Co-Author(s): Sajna A

[FP2874] - Conjunctival Rotational Autograft Fixation Using Autologous Blood In Primary Pterygium

Chief & Presenting Author: Amita, A25825, Co-Author(s): Om Prakash

[FP2876] - Goldenhar Chronicles: Decoding Paediatric Enigmas.

Chief & Presenting Author: Nafees Fathima, F27465, Co-Author(s): Sayed Aejaz Hussein

[FP2904] - Management Of Chalazion Of Pediatric Age Group By Intralesional Triamcinolone Injection

Chief & Presenting Author: Pooja Devi, P26920, Co-Author(s): Harish Goswami

[FP2933] - Conjunctival Papilloma ??unveiled By Hemolacria!!

Chief & Presenting Author: Anis Stephy Augusta Morris, A25539

[FP2944] - Amserter- New Evolution In Corneal Vitality

Chief & Presenting Author: Deena Babu, D26320, Co-Author(s): Deena Babu

[FP2950] - Povidone-Iodine Versus Conventional Treatment In Viral Conjunctivitis: Novel Affordable Option

Chief & Presenting Author: Anju Pannu, A22627, Co-Author(s): Sumedha Vats

[FP3021] - Epidemiological Profile Of Ocular Rhinosporodiosis In A Tertiary Eye Care Centre

Chief & Presenting Author: Kumari Chandan Murmu, M18538

[FP3046] - Bilateral Coincidental Racemose Hemangioma Of The Epsiclera

Chief & Presenting Author: R. Rinita, R28126, Co-Author(s): Janie Salor, Arsha Ressel.S.A, Veeralakshmanan Shanmugam

[FP3052] - Lagophthalmos In Facial Palsy- A Clinical Study At A Tertiary Care Hospital

Chief & Presenting Author: Prajna Paramita Pradhan, P27147, Co-Author(s): Monika Barik

[FP3084] - Unilateral Proptosis As Sole Manifestation Of Small Cell Carcinoma Lung

Chief & Presenting Author: Uttara Rabidas, U26625, Co-Author(s): Gogoi Rajendra Nath

[FP3112] - What Lies Underneath Pushes Its Way To Surface Again: Post Pterygium Excision Donor Site Dilemma

Chief & Presenting Author: Yash Gala, G21215, Co-Author(s): Neha Gandhi Madan

Glaucoma

[FP39] - A Rare Presentation Of Silicone Oil Induced Secondary Glaucoma With 360 Degree Iris Bombe Formation

Chief & Presenting Author: Rashi Kochar, R19762, Co-Author(s): Nisha Ahuja

[FP78] - Genotypic Spectrum Of Iridogoniodysgenesis With Glaucoma

Chief & Presenting Author: Arnav Panigrahi, P25912, Co-Author(s): Viney Gupta, Shikha Gupta

[FP179] - Management Of Glaucoma During Pregnancy

Chief & Presenting Author: Pradeep Balam, B21329, Co-Author(s): Mayuri Totli Kuruba, Mithun Thulasidas, Ajita Sasidharan

[FP181] - Photopic Negative Response Erg A Novel Tool In A Glaucoma Armamentarium

Chief & Presenting Author: Pradeep Balam, B21329, Co-Author(s): Mayuri Totli Kuruba, Mithun Thulasidas, Ajita Sasidharan





[FP204] - Management Of Phacomorphic Glaucoma With Msics

Chief & Presenting Author: Jill Patel, J27965

[FP220] - A Case Of Unilateral Neovascular Glaucoma With Hemi Retinal Vein Occlusion

Chief & Presenting Author: Sakshi Singh, S25876

[FP279] - Study Comparing Anterior Chamber Angle Parameters Between Diabetics And Non-Diabetics Using Asoct

Chief & Presenting Author: Saswati Sen, S14856, Co-Author(s): Anjali Goel, Das Matuli, Ridhima Pokharna

[FP297] - A Cross Sectional Study On Effects Of Long Term Use Of Topical Antiglaucoma Drugs On Ocular Surface

Chief & Presenting Author: Satyabrata Jena, J24418, Co-Author(s): Gayatri Devi Palo

[FP324] - Clinical Profile Of Childhood Glaucoma At A Tertiary Eye Care Center In South India

Chief & Presenting Author: Sabarinath A, A27828, Co-Author(s): Manju R. Pillai

[FP487] - Management Of A Failing Bleb- A Real Challenge

Chief & Presenting Author: Kumari Sweta, S15499

[FP512] - Comparative Analysis Of Iris Claw Lens Implantation With And Without Peripheral Iridotomy

Chief & Presenting Author: Rakhi P Dcruz, R20600

[FP514] - "Inhalational Corticosteroids: Unraveling The Impact On Iop And The Path To Advanced Glaucoma"

Chief & Presenting Author: Mrs.Lalitha K.J., L17044, Co-Author(s): Niharika Singri

[FP546] - Differences Of Gcc Among Primary Angle Closure, Primary Angle Closure With Oht And Early Pacg

Chief & Presenting Author: Zalak Shah, Z24798, Co-Author(s): Samiksha Choudhary, Swarnali Sen, Ramanjit Sihota

[FP612] - Sturge Weber Syndrome (Roach's Ii) Associated With Bilateral Angle Closure Glaucoma In A Young Adult

Chief & Presenting Author: Paraali Shah, P27126, Co-Author(s): Mithun Thulasidas, Ajita Sasidharan

[FP766] - A Comparative Study On Prophylactic Use Of 0.2% Brimonidine On Iop After Yag-Capsulotomy.

Chief & Presenting Author: Charu Prasad, C26606, Co-Author(s): Monisha Barik, Monika Barik, Prof Prasanta Kumar Nanda

[FP830] - Outcome Of Primary Trabeculectomy With Mitomycin-C (0.02%) In Juvenile Open Angle Glaucoma Patients

Chief & Presenting Author: Srishti Agarwal, S24900, Co-Author(s): Surishti Raj

[FP845] - Beaten Bronze With Beaten Vision

Chief & Presenting Author: Gayathri Sadharma Rudraraju, G27937, Co-Author(s): Superna Mahendra, Venkata Rathnam Peram

[FP850] - Role Of Brisk Walking In Glaucoma

Chief & Presenting Author: Pranav Shekhar, S27049, Co-Author(s): Priya Wasan, Sofia Ahmad, .Deepti Prabha Ekka

[FP965] - The Water Drinking Provocation Test- An Aid To Decision Making In Management Of Oht And Poag

Chief Author: Alpana Lele, Presenting Author: Shabari Pal, P16913, Co-Author(s): Goel Upsham, Shabari Pal

[FP969] - A Case Report Of Rapid Development Of Neovascular Glaucoma After Cabg In A Diabetic Patient

Chief & Presenting Author: rakesh Kumar Kuruva, K27656, Co-Author(s): Priyanka Bejenki, U M Vara Prasad, Soujanya P.S.S

[FP1061] - Asymmetric Pigmentary Glaucoma With Horner's Syndrome- Case Report

Chief & Presenting Author: padmini gangadhar, P22690, Co-Author(s): Vishwaraj C.R.

[FP1168] - Prevalence Of Primary Angle Closure Disease - Assessment With Van Herick Test, Gonioscopy And Asoct

Chief & Presenting Author: Namrata Shree, N23855, Co-Author(s): Rajneel Bhattacharjee

[FP1212] - Incidence, Risk Factors And Outcomes Of Pupillary Block Glaucoma After Vitreoretinal Surgery

Chief & Presenting Author: Narendra Wala, W27816, Co-Author(s): A. Vijayalakshmi, R. Sharmila

[FP1240] - Aqueous Humor Lipidomic Profile In Primary Open Angle Glaucoma Patients

Chief & Presenting Author: David Jose Mathew, M17515

[FP1243] - Bilateral Iridoschisis-Induced Acute Angle Closure: A Unique Case Report

Chief & Presenting Author: Hetal Mehta, M16020, Co-Author(s): Pankaj Bendale

[FP1293] - Late Onset Phacolytic Glaucoma Secondary To Posteriorly Dislocated Crystalline Lens.

Chief & Presenting Author: Rachel Joseph, J14460





[FP1326] - Effect Of Silicone Oil Injection On Central Corneal Thickness (Cct)

Chief & Presenting Author: Lakshmi shanmugavelu, S16196

[FP1397] - Rocking Addition?role Of Ripasudil In Patients Of Uncontrolled Glaucoma With Maximum Medical Therapy

Chief & Presenting Author: Ravi Chandra K, K19872, Co-Author(s): Sowmya Peri

[FP1402] - Outcome Of Pars Plana Aurolob Aqueous Drainage Implantation In Management Of Neovascular Glaucoma.

Chief Author: Devendra Maheshwari, Presenting Author: Dodum Tara Tech, T24280, Co-Author(s): Shivam Gupta, Dodum Tara Tech

[FP1403] - Long Term Effect Of Phaco On Intraocular Pressure In Glaucoma Patients - A Retrospective Analysis

Chief & Presenting Author: Ravi Chandra K, K19872, Co-Author(s): Sowmya Peri

[FP1458] - Clinical Study And Management Of Secondary Glaucoma

Chief & Presenting Author: POONAM JUNEJA, P28321, Co-Author(s): Sarita Agarwal

[FP1475] - Clinical Outcomes Of Sulcus Fixated Ahmed Glaucoma Valve In Eyes With Secondary Glaucoma

Chief & Presenting Author: Prerna Garg, P23475, Co-Author(s): Suneeta Dubey

[FP1479] - Peculiar Pattern Of Neovascularisation Of Posterior Capsule In A Patient With Neovascular Glaucoma.

Chief & Presenting Author: Kanchan Singh, K19804, Co-Author(s): Priyanshi Awasthi, Mitali Jhamb, Anjali Singh

[FP1536] - Perimetry & Oct Based Classification Of Open Angle Glaucomas

Chief & Presenting Author: Sandeep Raddy Gudimetla, R11606, Co-Author(s): Sarmada G, Gudimetla Ramachandra Reddy

[FP1541] - Role Ganglion Cell Analysis In The Management Of Glaucoma

Chief & Presenting Author: Sandeep Raddy Gudimetla, R11606, Co-Author(s): Gudimetla Ramachandra Reddy

[FP1548] - To Assess The Glaucoma Severity And Progression Using Spaeth/richman Contrast Sensitivity (Sparcs)

Chief Author: Kavita Rajan Bhatnagar, Presenting Author: Manjari Tandon, T12134, Co-Author(s): Jyoti Shakrawal, Kavita Rajan Bhatnagar

[FP1559] - Association Of Single Nucleotide Polymorphism In The Loxl1 Gene With Pseudoexfoliation Syndrome

Chief & Presenting Author: Twinkle Garg, T24889, Co-Author(s): Devanshi Halwai, Jaishri Murli Manohar, Parul Bansal

[FP1605] - Axenfeld-Rieger Syndrome - Rare Case Presentation

Chief Author: Aarthi Senthilkumar, Presenting Author: Priyadarshni S, P25203, Co-Author(s): Jeevakala Chinnasamy

[FP1760] - Visual Cortex Activity Alteration In Glaucoma

Chief & Presenting Author: Angku Hage, A25489, Co-Author(s): Tanuj Dada, Ramanjit Sihota, Dewang Angmo

[FP1839] - Effectiveness Of Glaucoma Diagnosis Using Oct In Patients With Unreliable Sap Test.

Chief Author: Kavitha C. V., Presenting Author: Vishakha Rathod, V27944, Co-Author(s): Anusha K S, Pavana Krishnaraj Acharya, Sandeep K.

[FP1866] - Outcomes Of High Dose Mmc(40µg) Augmented Bleb Needling After Failed/failing Filtering Procedures

Chief & Presenting Author: Madhavi Ramanatha Pillai, M16856, Co-Author(s): Rama Krishnan R., Nimrita Gyanchand Nagdev, Devendra Maheshwari

[FP1882] - Effect Of Nd: Yag Laser Capsulotomy On Iop Rise And Its Variation With Energy Used

Chief & Presenting Author: Sukanya Padhi, S27306, Co-Author(s): Prof Prasanta Kumar Nanda

[FP1929] - Association Between Glaucoma Medication Usage And Dry Eye Disease.

Chief & Presenting Author: Akanksha Bhale, A27515, Co-Author(s): Subitha I, Saravanan R.

[FP1930] - Association Between Obstructive Sleep Apnea With Primary Open Angle Glaucoma

Chief & Presenting Author: Sarbaraj Nag, N27509

[FP1942] - Finding Closure - Solving The Narrow Angle Dilemma

Chief Author: Shibi Dev B.N., Presenting Author: Rishikesh Deshpande, D28265, Co-Author(s): Rishikesh Deshpande

[FP2045] - Be Aware..beware!- A Case Report On Jpog

Chief & Presenting Author: Ms. Thakur Ankitha Singh, A28063, Co-Author(s): Superna Mahendra, Venkata Rathnam Peram





[FP2056] - Outcome Of Surgical Removal Of Psta Deposits In Eyes With Steroid Response After Psta Injection.

Chief & Presenting Author: Amrita Dey, A23943,
Co-Author(s): Wadke Vidya Arunkumar

[FP2099] - A Case Of Drug-Induced Secondary Angle Closure Glaucoma

Chief Author: Soumya H.V., **Presenting Author:** Shivani S M, S27414, **Co-Author(s):** Shreyanka Mane, Prabhakar S.K., Bindu Malini M

[FP2135] - Expecting The Unexpected: Neisseria Mucosa In Bleb Associated Endophthalmitis; A Case Study

Chief & Presenting Author: Faisal T.T., F15975, **Co-Author(s):** Vishali Gupta, Surinder S Pandav, Nikitha Ayyadurai

[FP2321] - Effectivity Of Subtenon Injection Mitomycin-C (0.005%) In Trabeculectomy / Phaco-Trab. surgery

Chief & Presenting Author: Dhamankar R.R., D03995, **Co-Author(s):** Suhas Haldipurkar, Yash Hada

[FP2378] - A Rare Case Of Achondroplasia Associated Axenfield Anomaly, Chronic Uveitis And Refractory Glaucoma

Chief Author: Sandeep Patil, **Presenting Author:** Gouri Deshpande, G28252, **Co-Author(s):** Neela H, Vinay Dastikop

[FP2428] - To Analyse Changes In Macular Thickness In Patients Operated For Trabeculectomy

Chief & Presenting Author: Ashwini Koranne, A24130, **Co-Author(s):** Bhumi Chandarana, Mehul Shah, Shreya Shah

[FP2498] - To Rescue A Giant Overhanging Bleb In Very Advanced Glaucoma

Chief & Presenting Author: Mainak, M16230, **Co-Author(s):** Satyendra Kumar Kain, Gautam Yadav

[FP2509] - From Pressure To Perception: Study Of Trabeculectomy With Sics-Visual Outcome & Effect On Iop

Chief & Presenting Author: AYESHA AFREEN SYEDA, S28119, **Co-Author(s):** Vidya Devi Mahadevappa

[FP2514] - "its All In Gene Database".

Chief & Presenting Author: Ragam Chaitanya Lahari, C28137, **Co-Author(s):** Prathima Linga, Superna Mahendra

[FP2520] - 'ocular Clinical Profile Of Secondary Glaucoma In A Tertiary Health Care Center'

Chief & Presenting Author: Vineet Oswal, O27024, **Co-Author(s):** (Mrs.) Jyotika P. Mishrikotkar

[FP2526] - Dry Eyes Associated With Anti Glaucoma Medications

Chief & Presenting Author: Varsha G Belamgi, V22796, **Co-Author(s):** Meghana R Hiremath, Priyanka Sudhakar, Gowri Jaydev Murthy

[FP2571] - Cogan-Reese Syndrome With Iris Cyst: A Novel Presentation

Chief Author: Dewang Angmo, **Presenting Author:** Yashdeep Das, D25905, **Co-Author(s):** Ekta Shaw, Tanuj Dada

[FP2578] - -Delayed Onset Brimonidine Induced Dermatoconjunctivitis

Chief & Presenting Author: Nancy Sharma, N28367, **Co-Author(s):** Malvika Sharma, Manpreet Kour, Richa Dhiman

[FP2615] - "unmasking The Mystery Of Axenfeld-Rieger Syndrome."

Chief & Presenting Author: Ragam Chaitanya Lahari, C28137, **Co-Author(s):** Prathima Linga, Superna Mahendra

[FP2622] - Prevalence Of Narrow Angles In People Above 40 Years

Chief & Presenting Author: Sumit Sachdeva, S07807, **Co-Author(s):** Priyanka Saini, Neha Yadav, Manisha Rathi

[FP2632] - Biometric Outcome Of Peripheral Iridotomy In Patients With The Spectrum Of Angle Closure Disease

Chief & Presenting Author: Srimathi Thirugnanasambantham, T25500, **Co-Author(s):** Sujatha Mohan, Archana S.

[FP2640] - Study Of Iop Variation With Gat, Nct, Perkins Tonometer And Its Co-Relation With Cct

Chief & Presenting Author: POONAM JUNEJA, P28321, **Co-Author(s):** Shikha Pawaiya, Sarita Agarwal

[FP2669] - Title: Mind Bender Puzzle - Myopia With Glaucoma

Chief & Presenting Author: Jyotsna Sharma, J23259, **Co-Author(s):** Kanika Bhardwaj, Tulika Chauhan, Sagarika Patyal

[FP2734] - Management Of Non Resolving Malignant Glaucoma Post Par Plana Vitrectomy (Ppv)

Chief & Presenting Author: Shayana Bhumbra, B18713, **Co-Author(s):** Suneeta Dubey

[FP2757] - Ganglion Cell Layer (Gcl)thickness In Myopia And Implications For Glaucoma.

Chief & Presenting Author: Ravi Daberao, D27246, **Co-Author(s):** Nangia Vinay Kumar B., Sarang Lambat, Prabhat Nangia

[FP2804] - A Study Of Lens Vault In Primary Angle Closure Glaucoma (Pacg).the Central India Angle Closure Study

Chief & Presenting Author: Prerna Agrawal, P25419, **Co-Author(s):** Nangia Vinay Kumar B., Sarang Lambat, Ravi Daberao





[FP2834] - To Evaluate The Clinical Outcome Of Combined Phacoemulsification With Toric Iol With Trabeculectomy.

Chief & Presenting Author: Meghana R Hiremath, M20024, Co-Author(s): Varsha G Belamgi, Priyanka Sudhakar, Gowri Jaydev Murthy

[FP2838] - A Case Study Of Ocular Findings Of Sturge Weber Syndrome And Its Management

Chief & Presenting Author: Saurabh Kapase, K27827, Co-Author(s): (Mrs.) Shubhangi Nigwekar

[FP2839] - A Case Of Old Cscr Misdiagnosed And Treated As Glaucoma.

Chief & Presenting Author: Sadananda S. Shetty, S18481

[FP2875] - Free Fall- Spontaneous Detachment Of Ahmed Glaucoma Valve Tube

Chief & Presenting Author: Varsha G Belamgi, V22796, Co-Author(s): Praveen Ramachandra Murthy, Gowri Jaydev Murthy

[FP2878] - The Anterior Chamber Angle Parameters In Eyes With Pacd. The Central India Angle Closure Study.

Chief & Presenting Author: Ravi Daberao, D27246, Co-Author(s): Nangia Vinay Kumar B., Sarang Lambat, Perna Agrawal

[FP2882] - Clinical Scenario In A Case Of Absolute Glaucoma

Chief & Presenting Author: Vivek Nimje, N26674, Co-Author(s): Tapan Gogoi

[FP2972] - Spectrum Of Secondary Glaucomas In A Tertiary Care Centre In Upper Assam

Chief & Presenting Author: Anjani Agarwalla, A24711, Co-Author(s): Tapan Gogoi

[FP3030] - Iop Evaluation With Corvis St And Comparison Of Corvisst,nct,icare And Gat In Glaucoma Patients

Chief & Presenting Author: Sadananda S. Shetty, S18481

[FP3048] - "study To Analyse Role Of Neuroprotective Agents In Monitoring And Management Of Various Glaucoma."

Chief & Presenting Author: Kanika Sinha, K28423

[FP3083] - An Atypical Case Of Neovascular Glaucoma With Hyphema In Anterior Chamber

Chief & Presenting Author: Anwesha Banerjee, A27013, Co-Author(s): Deepanjan Ghosh

[FP3091] - Netarsudil Monotherapy In Pre-Perimetric Glaucoma

Chief Author: Dewang Angmo, **Presenting Author:** Vanaja Jain, V25893, Co-Author(s): Namrata Sharma, Tanuj Dada

[FP3106] - Comparison Of Rnfl Thickness In Chronic Kidney Disease Patients And Healthy Controls

Chief & Presenting Author: Shivpriya Gupta, S26273, Co-Author(s): Utkarsh Dwivedi, Shivangi Singh

[FP3126] - Clinical Presentation And Management Of Patients With Microspherophakia

Chief & Presenting Author: Shivangi Gupta, G26379, Co-Author(s): Mohideen Abdul Kadar Pmt, Madhavi Ramanatha Pillai, Devendra Maheshwari

Lacrimal

[FP886] - Lacrimal Sump Syndrome: An Unusual Presentation

Chief & Presenting Author: Ravi Ranjan, R10385, Co-Author(s): Amit Raj, Sudhir Kumar, Ruchi

[FP1566] - Unilateral Congenital Amniontocele With Intranasal Cystic Swelling Resolved With Medical Management.

Chief & Presenting Author: Likhita Movva, L28153, Co-Author(s): Nithya R

[FP2244] - 'peripheral Dye Rimming': A Novel Finding Noted On Ct-Dcg In Lacrimal Sac Tumor Involving The Stroma

Chief & Presenting Author: Richa Dharap Wagh, R23334, Co-Author(s): Pranshu Goel, rajesh joshi

[FP2643] - Red Flags In Red Eyes

Chief & Presenting Author: Vidhya N., V15960

[FP2740] - Clinical And Surgical Outcomes Of External Dcr In Post Acute Dacryocystitis

Chief & Presenting Author: Vidhya N., V15960

Neuro Ophthalmology

[FP2] - Alveolar Rhabdomyosarcoma

Chief & Presenting Author: Raja Kannan Durairaj, D07669

[FP25] - Correlation Of Macular Ganglion Cell Thickness With Visual Acuity, Field Indices In Papilledema

Chief & Presenting Author: Manaswini Priya Varanasi, V25491

[FP42] - Eight And A Half Syndrome- A Rare Presentation Of Pontine Infarction

Chief Author: Lavanya S.R., **Presenting Author:** Kishorkumar Turadagi, T27926, Co-Author(s): Atal Revankar, K S Aswani, Akshata Chandaki

[FP189] - Tiktok Tics

Chief & Presenting Author: Hiranmoyee Das, D16233





[FP232] - Optic Atrophy In Different Age Groups

Chief & Presenting Author: Susha Sugathan, S21397,
Co-Author(s): Puja Rai, Gauri Khare

[FP356] - Moebius Syndrome With Idiopathic Intracranial Hypertension: A Rare And Intriguing Association

Chief & Presenting Author: A. Balraj, B19536, Co-Author(s):
Apurva Nagtode

[FP380] - A Tale Of Misdiagnosed Case Of Pseudopapilledema!

Chief & Presenting Author: Mahesh Gangana Boina, B27792,
Co-Author(s): Raman Yenugandula

[FP445] - Systemic Steroids In Pediatric Pseudotumor Cerebri

Chief & Presenting Author: Shruthi K, S21116

[FP453] - Eight-And-A-Half Syndrome In Pontine Cavernoma: A Rare Presentation

Chief & Presenting Author: Shruti Nair, S26362, Co-Author(s):
Jayasri P, Mary Stephen A, Nirupama Kasturi

[FP486] - A Rare Presentation Of Idiopathic Intracranial Hypertension Post Covid-19 Vaccination

Chief & Presenting Author: Pranayee Behera, B17914

[FP587] - De Morsier's Syndrome: A Case Report

Chief & Presenting Author: Pritisha Goswami, P27997,
Co-Author(s): Tanie Natung, Lanalyn Thangkiew, Benjamin Nongrum

[FP661] - Normal Disc And Squinting Eyes- Unusual Idiopathic Intracranial Hypertension Presentation

Chief & Presenting Author: Nilesh Kumar, K20052,
Co-Author(s): Kanhaiya Singh

[FP705] - An Unusual Case Of Optic Atrophy Following Pituitary Adenoma- Case Report

Chief & Presenting Author: Shweta Gaur, G16076,
Co-Author(s): Nidhi

[FP761] - A Clinical Case Series On Visual Outcome After Dexamethasone Therapy For Idiopathic Optic Neuritis.

Chief & Presenting Author: Neha Kumari, N26658,
Co-Author(s): Ram Kumar Satyapal, Asif Shah Nawaz

[FP786] - Isolated Medial Rectus Palsy A Rare Case Report

Chief & Presenting Author: Monika Barik, M26910,
Co-Author(s): Monisha Barik

[FP951] - Oculomotor Palsy With Ataxic Gait- A Diagnostic Predicament

Chief & Presenting Author: Sunil Kumar K, K26424,
Co-Author(s): A. Balraj

[FP1013] - A Rare Case Of Demorsier's Syndrome

Chief & Presenting Author: Jameel Hussain Mohd, M27939,
Co-Author(s): Raman Yenugandula

[FP1020] - Posterior Ischemic Optic Neuropathy In A Pateint With Uncontrolled Diabetes: A Case Report

Chief & Presenting Author: Vijaya Saharaja Rai, V28127,
Co-Author(s): Merina Mandal

[FP1033] - Vision Loss After Cataract Surgery – From Endophthalmitis To 6/9 To Atypical Naion

Chief Author: Shubhangi Mahesh, Presenting Author: Syed Faraaz Hussain, H15908, Co-Author(s):
Ishan Pasricha, Venya Sharma, Shubhangi Mahesh

[FP1238] - Papilloedema- Eye As The Window To Brain

Chief & Presenting Author: Anita Rani, A28111

[FP1285] - Title: Internuclear Ophthalmoplegia (Ino): A Case Study

Chief & Presenting Author: Vindya K.M, V28276,
Co-Author(s): Sandhya Dharwadkar

[FP1307] - Shifting Paradigms In The Management Of Traumatic Optic Neuropathy- A Case Series

Chief & Presenting Author: Jophy Philips, J20753

[FP1323] - Neuro- Ophthalmology Exposé

Chief & Presenting Author: Tulika Ghoshal, G08450

[FP1410] - Spectrum Of Phacomatosis

Chief & Presenting Author: Vidushi Dixit, D28203,
Co-Author(s): Harsha Bhattacharjee, Dipankar Das

[FP1413] - Diplopia After Inferior Alveolar Dental Anesthesia. An Uncommon Rare Complication

Chief & Presenting Author: Pujari Parvin Babu, B28209

[FP1419] - Journey From Life Threatening Misdiagnosis To Diagnosing It Correctly To Getting Cured–saving A Life

Chief & Presenting Author: Aswini Kumar Behera, B18921,
Co-Author(s): Gazella Bruce Warjri, Jyoti Shakrawal, Anin Sethi

[FP1426] - Bilateral Optic Neuropathy In Pediatric Systemic Lupus Erythematosus With No Visual Symptoms.

Chief & Presenting Author: Saugata Saha, S28147,
Co-Author(s): Suparna Guha, Souvik Banerjee, Merina Mandal

[FP1453] - Under Diagnosis And Inadequate Treatment In Ocular Myasthenia Gravis (Omg)

Chief & Presenting Author: Ajinkya V Deshmukh, D21582,
Co-Author(s): Smitha Kuthyar Shambhu, Geethanjali Chhillal

[FP1485] - Successful Journey Of A Case Of Pansinusitis With Orbital Cellulitis With B/I 6th Nerve Palsy

Chief & Presenting Author: Nandhini V, N28286,
Co-Author(s): Raman Yenugandula

[FP1562] - Left Eye Brown Syndrome

Chief & Presenting Author: Sinnailangan P, S28273,
Co-Author(s): Ravindran V.





[FP1564] - A Case Of Pituitary Macroadenoma Producing Growth Hormone And Prolactin Hormone Causing Acromegaly

Chief & Presenting Author: Aditi Mishra, A28195,
Co-Author(s): Charudatt Chalisgaonkar, Anamika Dwivedi,
Eva Rani Tirkey

[FP1567] - A Rare Case Of Papilledema Due To Iih Associated With Left Transverse And Sigmoid Sinus Hypoplasia

Chief & Presenting Author: Garima Mandloi, G28159,
Co-Author(s): Sujata Lakhtakia, Eva Rani Tirkey, Ahtesham Ansari

[FP1584] - Oculomotor Nerve Palsy Caused By Compression From Posterior Cerebral Artery

Chief & Presenting Author: Rakshitha S, R28233,
Co-Author(s): Ananya K

[FP1586] - Neuromyelitis Optica Spectrum Disorder: A Rare Case Report In 13 Year Child.

Chief & Presenting Author: Ananya K, A27741, Co-Author(s):
Rakshitha S

[FP1665] - Shifting Visual Field Defects In Migraine

Chief & Presenting Author: Himanshu Prakash, P28228,
Co-Author(s): Rajiv Garg, Zia Chaudhuri, Priyanka Sankaran

[FP1667] - Rare Cause Of Lr Palsy

Chief & Presenting Author: Deepika Elangovan, D19752

[FP1755] - An Interesting Case Of Aicardi Syndrome

Chief & Presenting Author: Gayathri Ajith, G27026,
Co-Author(s): R.Rajeshkannan, K. Ezhil Vendhan, Saravana Bhava Balachandrachari

[FP1761] - Comprehensive Analysis Of Clinical Profile In Sixth Nerve Palsy

Chief & Presenting Author: Jyoti Gontia, J23792,
Co-Author(s): Rashmirita Kakoty, A. Balraj

[FP1762] - What The Mind Does Not Know, The Eye Can Not See

Chief & Presenting Author: Soumya P P, S19343

[FP1875] - A Case Of Bell's Palsy Secondary To Forceps Delivery

Chief & Presenting Author: Akanksha Bhale, A27515,
Co-Author(s): Archana Dhandapani, Kannan Muthuswamy

[FP1888] - Straatsma Syndrome In A Case Of Temporal Hemianopia

Chief & Presenting Author: Shubhangi Mahesh, S28199,
Co-Author(s): Praveen Kumar, Syed Faraaz Hussain, Kashyap Thakker

[FP1896] - A Rare Presentation Of Pupil Sparing 3rd Nerve Palsy Re And Isolated Pupillary Dilation Le

Chief & Presenting Author: Anjali Singh, A19677,
Co-Author(s): Kanchan Singh

[FP1954] - Navigating Optic Neuropathy: Unifying Optic Neuropathy Under A Shared Umbrella

Chief & Presenting Author: Hrithik, H27600, Co-Author(s):
Sanjana Vinod, Nidhi Jayalal, B.N. Viswanath

[FP1958] - Ocular Ultrasonography And Sd-Oct To Distinguish Grade I And Ii Papilledema From Pseudopapilledema

Chief & Presenting Author: Aditi Mishra, A28195,
Co-Author(s): Pankaj Choudhary, Eva Rani Tirkey

[FP1977] - Optic Nerve Crushed By A Time Bomb! A Case Of Ica Aneurysm Causing Unilateral Optic Neuropathy.

Chief & Presenting Author: Devu Krishna T, D27262,
Co-Author(s): Karthik Kumar Mani, Sharanya R, Virna Shah

[FP2030] - From Eye To Brain.

Chief Author: Arvind Tenagi, Presenting Author:
Ritika Wani, R28370, Co-Author(s): Shivanand
Bubanale, Smitha K.S., Rohini D K

[FP2047] - Case Report: Tuberculous Osteomyelitis Of Skull Base Presenting As Lateral Rectus Palsy

Chief & Presenting Author: Acid Dholakia, A28378

[FP2065] - Evan's Syndrome With Unilateral Ptosis

Chief & Presenting Author: Aalathi Rajan, A28131,
Co-Author(s): Mathew Tony, Anis Stephy Augusta Morris,
Janie Salor

[FP2077] - Leber Hereditary Optic Neuropathy -“the Inherited Curse”.

Chief & Presenting Author: Akshayaa V, A28254,
Co-Author(s): Akshayaa V, Sheela Subramaman,
Vinayagamurthy K

[FP2311] - A Case Of Neurofibromatosis Type 1 With Ocular Manifestations

Chief Author: Sandeep Patil, Presenting Author:
Neela H, N28238, Co-Author(s): Gouri Deshpande,
Vinay Dastikop

[FP2349] - A Rare Presentation Of Lyme Disease - Unilateral Optic Neuritis

Chief & Presenting Author: Sneha Budania, S26039,
Co-Author(s): Hardik Khurana, Shweta Verma, V. Rajshekhhar

[FP2405] - A Case Of Neuroretinitis Due To Retrobulbar Optic Neuritis

Chief & Presenting Author: Saranya Anbarasan, S28230,
Co-Author(s): Thasneem Suraiya

[FP2432] - Anti-Tubercular Treatment(Att) Induced Toxic Optic Neuropathy In A Case Of Tb Spine.

Chief & Presenting Author: Sanyukta Kadam, S26726,
Co-Author(s): Dipankar Das





[FP2458] - Didmoad Syndrome

Chief & Presenting Author: Shakhikalaishvarya Rajendran, S28345, Co-Author(s): Geetha Periasamy, Yogeswari Alagappan

[FP2545] - Adie's Pupil- A Case Report

Chief Author: Bhandari Akshay Jawahirilal, Presenting Author: Maansi Shah, M27219, Co-Author(s): Maansi Shah

[FP2596] - Unmasking The Mystery: Horner Syndrome Triggered By Parapharyngeal Abscess

Chief & Presenting Author: Jyoti Gontia, J23792, Co-Author(s): A. Balraj

[FP2638] - Field Paves The Path To Brain, But Not Always - Unusual Presentations Of Pituitary Macroadenoma

Chief & Presenting Author: Princy M, P26310, Co-Author(s): Karthik Kumar Mani, Virna Shah

[FP2702] - A Case Series Of Idiopathic Intracranial Hypertension In A Tertiary Care Centre In South Kerala

Chief & Presenting Author: Ancy R.S., A22524, Co-Author(s): Asgar Abbas, Susheela B. Nair

[FP2746] - Idiopathic Intracranial Hypertension – protean Manifestations And Causes Of Increasing Prevalence

Chief & Presenting Author: Anjali Saighal Mehta, S06707, Co-Author(s): Rakhi Mehta

[FP2836] - “the Revolving Dial,, A Case Of Recurrent Mogad Optic Neuritis

Chief & Presenting Author: GULAFSHAN KHANAM, G28056

[FP2899] - Double Trouble: A Rare Case Of Bilateral Optic Disc Coloboma With Gyrate Atrophy

Chief & Presenting Author: Rachana Shivaram, R21283, Co-Author(s): Mariya Shamsi, Karan A.K., Nithya R.

[FP2947] - A Curious Case Of Bilateral Optic Neuritis

Chief & Presenting Author: Ancy R.S., A22524

[FP2974] - Vertical Gaze Palsy Of A Vascular Origin

Chief & Presenting Author: R. Rinita, R28126, Co-Author(s): Anis Stephy Augusta Morris, Veeralakshmanan Shanmugam, Arsha Ressel.SA

[FP3009] - Assessment Of Neuro-Ophthalmological Findings In Pediatric V/s Adult Patients With Cns Tuberculosis

Chief & Presenting Author: Shifali Joshan, S28160, Co-Author(s): Syed Areeb Ahmed

[FP3024] - A Rare Case Of Bilateral Tolosa Hunt Syndrome

Chief & Presenting Author: Alind Murkhe, M25445, Co-Author(s): Swati Chauragade

[FP3124] - To Report A Rare Case Of Photic Retinopathy In A 40 Year Old Male In Tertiary Eye Care Centre

Chief & Presenting Author: Meghna Dixit, M25993

Ocular Pathology / Ocular Oncology and Tumors

[FP68] - Lacrimal Sac Rhinosporidiosis: A Rare Case Report From Central India

Chief & Presenting Author: Kiu Mondal, M27084, Co-Author(s): Somen Misra

[FP156] - A Case Of Conjunctival Intraepithelial Neoplasia(Cin) With Pigmentation In An Immunocompetent Female

Chief & Presenting Author: Arya Vs, A27981, Co-Author(s): Chhaya Ashok Shinde, Prasanna Shah, Shreyal Koli

[FP161] - Pigmented Ocular Surface Squamous Neoplasia

Chief Author: Reddyvari Hema, Presenting Author: Mahesh Bajantri, B12651, Co-Author(s): Damayanti Suranagi, Mahesh Bajantri

[FP186] - Orbital Pseudotumour Mimicking Orbital Cellulitis: A Case Report

Chief & Presenting Author: Ipsita Das, I26725, Co-Author(s): Prasenjit Kalita

[FP274] - Pedunculated Capillary Conjunctival Hemangioma: A Case Report

Chief & Presenting Author: Arnab Mandal, M23699, Co-Author(s): Mousumi Bandhopadhyay, Anirban Chakrabarti

[FP308] - Extensive Ocular Surface Squamous Neoplasia

Chief Author: Radhika, Presenting Author: Atal Revankar, R27493, Co-Author(s): Patil.Jyothi

[FP317] - Fibroepithelial Polyp With Ocular Surface Squamous Neoplasia

Chief & Presenting Author: Shivali Sharma, S27966, Co-Author(s): Shifa Shafat, Aalia Sufi

[FP352] - Beware Of Masquerades In Eyelid Malignancy

Chief & Presenting Author: Sriraj Alapati, A26501, Co-Author(s): Sangeetha, Gurudutt Mulky Kamath, Teena Mariet Mendonca

[FP358] - A Case Of Choroidal Metastasis And Brain Metastasis From Esophageal Squamous Cell Carcinoma

Chief & Presenting Author: Sugandha Goel, G17815

[FP390] - Early Complete Regression Of Medium-Sized Choroidal Melanoma After Iodine-125 Plaque Brachytherapy.

Chief & Presenting Author: Navdeep Kaur, N27879, Co-Author(s): Subina Narang





[FP450] - Sinonasal Aspergillosis Masquerading As Lacrimal Sac Malignancy

Chief & Presenting Author: Shruti Nair, S26362, Co-Author(s): Nirupama Kasturi

[FP522] - Ocular Conditions In Intensive Care Unit Patients

Chief & Presenting Author: Sukanya Padhi, S27306, Co-Author(s): Prof Prasanta Kumar Nanda

[FP523] - An Interesting Case Of Olfactory Groove Meningioma

Chief & Presenting Author: Sukanya Padhi, S27306, Co-Author(s): Prof Prasanta Kumar Nanda

[FP525] - An Unusual Association With Conjunctival Malignant Melanoma

Chief & Presenting Author: RISHI SHARMA, S14528, Co-Author(s): Alok Sati, (Maj) Shankar Sandeep

[FP539] - A Rare Case Of Unilateral Congenital Rhabdomyosarcoma

Chief & Presenting Author: Vanita Soni, V26828, Co-Author(s): Prasenjit Kalita

[FP561] - Epidemiology And Characteristics Of Ocular And Adnexal Tumors In A North-East India

Chief & Presenting Author: Nikita Sah, N26242, Co-Author(s): Harsha Bhattacharjee, Kasturi Bhattacharjee, Dipankar Das

[FP585] - Eyes On The Unseen: Lung Adenocarcinoma Presenting As Iris And Ciliary Body Metastasis

Chief & Presenting Author: Aditi Joshi, A22150, Co-Author(s): Sujatha Mohan, Suganeswari Ganesan

[FP600] - Eyelashes Roots Study In Eyelid Cancers: Microscopic Evidence

Chief & Presenting Author: MANALI GAJMAL, M27443, Co-Author(s): Dipankar Das

[FP695] - Treatment Dilemma Of A Recalcitrant Hereditary Retinoblastoma

Chief & Presenting Author: Shivani Joshi, S25812, Co-Author(s): Ananya P. R., Bhavna Chawla, Neiwete Lomi

[FP723] - Primary Well-Differentiated Orbital Liposarcoma

Chief & Presenting Author: Tanvi Gaonker, T23161, Co-Author(s): Ruchi Goel

[FP812] - Scc In Periocular Area

Chief & Presenting Author: Monisha Barik, M26911, Co-Author(s): Monika Barik

[FP879] - Unmasking The Masquerades

Chief & Presenting Author: Anooja Sasikumar, A26444, Co-Author(s): Teena Mariet Mendonca, Sangeetha Jeganathan, Gladys Rodrigues

[FP1082] - Sebaceous Carcinoma Of The Left Lower Eyelid - A Great Masquerader

Chief & Presenting Author: Meghana Kethireddy, M26487, Co-Author(s): Sravani Malisetty

[FP1160] - Isolated Orbital Schwannoma – A Rare Disease Case Report

Chief & Presenting Author: Nishtha Mishra, N26305, Co-Author(s): Rajiv Kumar Gupta, Nitish Kumar Marshal, Kumari Priyanka Verma

[FP1201] - Conjunctival Intraepithelial Neoplasia In A Seropositive Asian Male Mimicking As Pigmentary Lesion

Chief & Presenting Author: Jhimli Ta, J28236, Co-Author(s): Varsha Manade, Megha Kotecha

[FP1230] - Sebaceous Gland Carcinoma Of The Upper Eyelid: A Case Report

Chief & Presenting Author: Akanksha Rangari, A28109, Co-Author(s): Trupti Mahesh Solu

[FP1526] - Nodular Hidradenoma Of The Eyelid: A Rare Sweat Gland Tumor

Chief & Presenting Author: Maragathamani R, M27795, Co-Author(s): Thasneem Suraiya

[FP1592] - Epidemiology And Presentation Pattern Of Eyelid Tumors In A Teaching Hospital Of North East India

Chief & Presenting Author: Saloni Goyal, S26909, Co-Author(s): Sulata Reang, Abhijit Ray, Phani Kumar Sarkar

[FP1620] - Facing Rhabdomyosarcoma; Embracing Hope Beyond Diagnosis.

Chief & Presenting Author: Nagarokini M, N28208, Co-Author(s): Esakki Rajeswari, Parvatha Sundari Natarajan, U. Vijaya Shanmugam

[FP1652] - Proptosis Revealing Pleomorphic Adenocarcinoma Of Lacrimal Gland With Pthisis Bulbi.

Chief & Presenting Author: Yesha Savani, Y26359, Co-Author(s): Mehak Bhutani

[FP1669] - Giant Ocular Surface Squamous Neoplasia Managed With Topical Mitomycin-C As Immunoreduction Agent.

Chief & Presenting Author: Geetanji Sharma, G27810, Co-Author(s): Ravi Kant Netam, Abha Sinha, Somya Dulani

[FP1809] - Case Report Of Diffuse Choroidal Hemangioma Associated With Sturge Weber Syndrome Treated With Ttt

Chief & Presenting Author: Shivani Joshi, S25812, Co-Author(s): Ananya P. R., Bhavna Chawla, Neiwete Lomi

[FP1889] - Title: Sebaceous Upper Lid Carcinoma: Single Case Report

Chief & Presenting Author: Madhu Bagali, M28272, Co-Author(s): Shubhratha S. Hegde, C.N. Madhusudhan





[FP1917] - Salivary Gland Choristoma Presenting As Epibulbar Mass - A Case Of Goldenhaar Syndrome
Chief & Presenting Author: Tilottama Kar, T27189,
Co-Author(s): Lubna Khan

[FP1979] - A Rare Case Of Isolated Infantile Conjunctival Haemangioma In Male Child
Chief & Presenting Author: Shreyal Koli, S27988,
Co-Author(s): Harsha Pawar, Chhaya Ashok Shinde, Arya Vs

[FP2024] - Basal Cell Carcinoma Of Lower Eyelid
Chief & Presenting Author: Preeti Kumari, P28226,
Co-Author(s): Asif Shah Nawaz

[FP2036] - Lurking In The Shadows-Unmasking Sebaceous Gland Carcinoma Of The Lid

Chief Author: Tanushree V., Presenting Author: AYESHA AFREEN SYEDA, S28119, Co-Author(s): Ayesha Musthafa, Sanjana Vinod

[FP2082] - A Case Of Retinoblastoma With Extra Retinal Diffusion

Chief Author: Radhika, Presenting Author: Arpita Ganiger, A28283

[FP2114] - Anti Vegf In Lymphoma- The Straw That Broke The Camel's Back
Chief & Presenting Author: Gargee Deshmukh, G26503

[FP2116] - Retinopathy Of Prematurity And Infantile Haemangioma: A Clinical Association
Chief & Presenting Author: Priyanka Gund, P28227,
Co-Author(s): Navneet Chhabda, Ajay Kumar Shukla, Smita Singh

[FP2126] - A Case Of Recurrent Pterygium Pointing Towards Premalignancy
Chief & Presenting Author: Shubhankar Suman, S27899,
Co-Author(s): Divya Bhanu Devarapalli, Susmita Majhi, Md. Nazarul Islam

[FP2201] - Optic Nerve Pilocytic Astrocytoma In Pediatric Age Group: An Interesting Case
Chief & Presenting Author: Dipti Shikha Kamar, D27532

[FP2210] - Malignant Ocular Tumor In A Primigravida- Unusual Clinical Scenario With Management Challenges

Chief Author: Anju Rastogi, Presenting Author: Siddharth Madan, S16243, Co-Author(s): Umesh, Siddharth Baidur, Anju Rastogi

[FP2277] - Optic Nerve Head Melanocytoma And The Accomplices – Multimodal Imaging In The Tale Of Two!
Chief & Presenting Author: Janani R, J22927, Co-Author(s): Ramya Chelliah, Suma Elangovan

[FP2372] - Pediatric Parasitic Upper Eye Lid Granuloma
Chief & Presenting Author: Janie Salor, J28144, Co-Author(s): Mathew Tony, Rajeevan Palpoo, B. Vaduvakrishnan

[FP2420] - A Case Of Orbital Haemangioma In A Child Treated By Sclerotherapy: A Case Report
Chief & Presenting Author: Ipsita Das, I26725, Co-Author(s): Pankaj Baruah

[FP2422] - Case Report Of Lymphovascular Malformation
Chief & Presenting Author: Thummathati sivapriya, S27504,
Co-Author(s): Thummathati sivapriya, Soubhagya S B Patil, Sirisha Ramavath

[FP2449] - Something Sinister Hiding Behind A Seemingly Quiet Eye
Chief & Presenting Author: Sasmita Sanghai, S27851,
Co-Author(s): Gauri Devasthali, Hema Joshi

[FP2644] - Advances In Venolymphatic Malformation Treatment: Intralesional Sclerotherapy's Promising Role
Chief & Presenting Author: Vaishnavi Awachat, V28410,
Co-Author(s): Richa Dharap Wagh

[FP2647] - A Rare Case Of Orbital Metastasis
Chief & Presenting Author: Kavya M Bejjanki, B18698

[FP2799] - Primary Mucinous Carcinoma Of The Eyelid-A Rare Entity.
Chief & Presenting Author: Aman Vaishya, V24094,
Co-Author(s): Ashok Kumar Grover, Rwitujia Thomas

[FP2917] - A Rare Case Of Retinal Glial Hamartoma Masquerading As Adult-Onset Retinoblastoma.
Chief & Presenting Author: Swetank Sinha, S25857,
Co-Author(s): Neiwete Lomi, Rohan Chawla

[FP2927] - Conjunctival Squamous Cell Carcinoma
Chief & Presenting Author: Sravani Malisetty, S26486,
Co-Author(s): Satyanarayana Reddy Madduru

[FP2961] - Ocular Syphilis: The Menacing Revenant
Chief & Presenting Author: anji jain, A27354

Optics / Refraction / Contact Lens

[FP124] - Comparison Of Cycloplegic And Non-Cycloplegic Refraction In School Aged Children
Chief Author: Ankur K Shrivastava, Presenting Author: Tilottama Kar, T27189

[FP1247] - Assessment Of Biometry And Keratometry In Low And High Degrees Of Myopic Patients Of Barak Valley.





Chief & Presenting Author: Rajneel Bhattacharjee, B23857,
Co-Author(s): Namrata Shree

[FP1865] - Study On Retinal Degenerations And Complications In Progressive Pathological Myopia
Chief & Presenting Author: NIRMAL KUMAR, K28134,
Co-Author(s): Tanveer Ahmed, Ruma Das

[FP2064] - A Study On Prevalence Of Refractive Errors, Strabismus And Amblyopia In Paediatric Age Group
Chief & Presenting Author: Shraddha Bhardwaj, S27230,
Co-Author(s): Vikrant Sharma, Priyank Garg, Alka Gupta

Orbit & Oculoplasty

[FP10] - To Compare The Various Techniques Of Ptosis Surgery For Moderate To Severe Ptosis
Chief & Presenting Author: Anurag Narula, N16406,
Co-Author(s): Shilpa Singh

[FP29] - Act!-No-Mycosis -A Case Of Cellulitis In Post-Covid Mucor Era- Sino-Orbital Actinomycosis
Chief & Presenting Author: Suhita Mathimaaran, S27905

[FP111] - A Modified Technique For Brow Suspension: Use Of 3.0 Prolene
Chief & Presenting Author: Yajati Kumar Ghosh, G09979

[FP136] - A Fascinating Case Of Ioid- Inflammatory Orbital Eye Disease
Chief & Presenting Author: Sreneella Thirumalai Muthu Kumar, T27028, Co-Author(s): Jeyaprakash

[FP155] - A Fascinating Case Of Goldenhar Syndrome
Chief & Presenting Author: Sreneella Thirumalai Muthu Kumar, T27028, Co-Author(s): Gayathri Ajith, Jeyaprakash

[FP157] - Choristoma Of Orbit
Chief & Presenting Author: Sreneella Thirumalai Muthu Kumar, T27028, Co-Author(s): S. Sozhamadevi

[FP194] - Man Vs Wild- Case Series Of Bear Attacks On Humans In Rural India
Chief & Presenting Author: Atul Kamath, M19469,
Co-Author(s): Uma D. Kulkarni, Sheetal Savur, VIDYA HEGDE

[FP207] - Evaluation And Management Of Involutional Ptosis
Chief & Presenting Author: Samrity Gandhi, S27969

[FP241] - A Comparative Study Of Outcomes Of Rocm Associated Covid-19: Globe Salvage Versus Exenteration Group
Chief & Presenting Author: Vidhya Verma, V19830,
Co-Author(s): Parul Mittal, Priti Singh, Bhavana Sharma

[FP278] - Topical Toxin- An Injection Free Option

Chief & Presenting Author: Aditi Mehta Grewal, M18558,
Co-Author(s): Kasturi Bhattacharjee

[FP331] - Tuberculosis In Orbit And Adnexa - A Case Series From Tertiary Eye Care Center In South India.
Chief & Presenting Author: Sabarinath A, A27828,
Co-Author(s): Usha R.

[FP416] - Tarsoconjunctival Mullerectomy In A Case Of Mild Congenital Ptosis
Chief & Presenting Author: Rakesh Kumar Karak, K26717,
Co-Author(s): Shibashis Deb

[FP429] - Computational And Mathematical Modelling Of Ocular Cancer
Chief & Presenting Author: Dipankar Das, D08987,
Co-Author(s): Kasturi Bhattacharjee

[FP503] - Intraosseous Hemangioma Of Zygoma In A Young Adult
Chief & Presenting Author: Satheesh Solomon T Selvin, S27401, Co-Author(s): Jayanthi Peter

[FP537] - A Report Of Periocular Epidermodysplasia Verruciformis Lesions In A Young Adult
Chief & Presenting Author: Satheesh Solomon T Selvin, S27401

[FP601] - Case Series Of Medial Canthal Dystopia Due To Traumatic, Blepharophimosis And Iatrogenic Causes.
Chief & Presenting Author: Mohan Gowda K.R, G27058,
Co-Author(s): Niveditha Hanumegowda, Sundeeep, Raghuraj Hegde

[FP647] - Twist In The Tale: A Rare Case Of Eyelid Porocarcinoma
Chief & Presenting Author: Bristi Majumdar, B26308,
Co-Author(s): Md. Shahid Alam

[FP700] - Rare Manifestation Of Orbital Cellulitis With Scleral Necrosis In Dengue Haemorrhagic Fever
Chief & Presenting Author: Shivangi Singh, S23821,
Co-Author(s): Jitendra Singh, Vinod kr singh, S.P. Singh

[FP742] - Aneurysmal Bone Cyst Of The Orbit In An Infant: A Rare Case Report
Chief & Presenting Author: Vanaja Jain, V25893,
Co-Author(s): Rachna Meel, Sahil Agrawal, Bhupendra Yadav

[FP749] - A Rare Case Of Orbital Schwannoma- A Surgeon's Surprise
Chief & Presenting Author: Miriam Ankita Clement, M27389,
Co-Author(s): Radha K. Annamalai

[FP947] - It Rings But He Cannot Hear The Bell.
Chief & Presenting Author: Ishan Pasricha, P28210,
Co-Author(s): Venya Sharma, Shubhangi Mahesh, Reshma Ramakrishnan

[FP1027] - Management Of Periocular Hypertrophic Scar: A Functional And Cosmetic Blemish





Chief & Presenting Author: Urmil Chawla, C06868,
Co-Author(s): Divya Srivastava, Deepshikha Yadav, Khushboo Sheoran

[FP1035] - Management Of Accidental Lid Trauma In Children: A Case Report

Chief & Presenting Author: Dharti Thakkar, D27629,
Co-Author(s): Khushi Shah, Vaishaliben Prajapati, Deepika Singhal

[FP1101] - Management Of A Rare Case Of Congenital Lower Lid Entropion.

Chief & Presenting Author: Kumari Sandhya, S24080,
Co-Author(s): Abhishek Verma, Grace Lhinghoithem Haokip, Kaushik Sadhukhan

[FP1112] - Appearances Are Deceptive

Chief & Presenting Author: Megha Goel, M26788,
Co-Author(s): Reena Gupta, Apoorva Goel, Neebha Anand

[FP1269] - Treasure Hunt With An Unusual Route.

Chief & Presenting Author: Mayuri Borah, M25634

[FP1292] - A Rare Case Of Goldenhar Syndrome: Oculo-Auriculo-Vertebral Spectrum

Chief & Presenting Author: Vanshika, V28110, Co-Author(s): Ashok Kumar Meena

[FP1502] - Diagnosis And Management Of Malignant Melanoma Involving Globe In Xeroderma Pigmentosa.

Chief Author: Shivayogi Kusagur, **Presenting Author:** Ashreet Sidana, S28271

[FP1506] - Paediatric Fracture Floor Repair Using Semiabsorbable Mesh With Release Of Inferior Rectus Muscle.

Chief Author: Shivayogi Kusagur, **Presenting Author:** Prashant Asang, A28270

[FP1524] - An Interesting Case Of Re Ruptured Retrobulbar Dermoid Cyst

Chief & Presenting Author: Maragathamani R, M27795,
Co-Author(s): Thasneem Suraiya

[FP1565] - Iatrogenic 7th Nerve Palsy With Grade 5 Lagophthalmos

Chief Author: Shivayogi Kusagur, **Presenting Author:** Sanjana, S28242

[FP1577] - A Big Masquerade-Case Of Lower Lid Sebaceous Cell Carcinoma

Chief Author: Sreedhara Shankara Naik, **Presenting Author:** Meenakshi Sharma, M25234

[FP1579] - A Case Of Moderate Congenital Ptosis With Marcus Gun Jaw Winking Phenomenon

Chief Author: Shivayogi Kusagur, **Presenting Author:** Tejaswini HJ, H28245

[FP1594] - Meibomian Gland Carcinoma Treated With Cutler-Beard Technique

Chief Author: Shivayogi Kusagur, **Presenting Author:** Pooja S, P28243

[FP1653] - Isolated Conjunctival Lesions As The Sole Manifestation Of Rosai-Dorfman Disease

Chief & Presenting Author: Sanjana Molugu, S25027,
Co-Author(s): Anasua Ganguly Kapoor

[FP1656] - Anophthalmia-Plus Syndrome -A Rare Clinical Report

Chief & Presenting Author: Amrita K, A26476, Co-Author(s): Rajvin Samuel Ponraj, Anuradha Alagusundaram

[FP1672] - A Companion Since Childhood –the Lipodermoid

Chief & Presenting Author: Meenakshi Sharma, M25234

[FP1687] - Fungal Granulomas Of The Orbit, The Dilemmas Of Diagnosis And Management

Chief & Presenting Author: Doctor Sumer Kumar, K28232,
Co-Author(s): Tarjani Dave

[FP1695] - A Stitch In Time Saves Nine- A Save From Ossn

Chief & Presenting Author: Meenakshi Sharma, M25234

[FP1719] - The Late Extraction - Dentigerous Cyst With Ectopic Canine Tooth Simulating As Orbital Cellulitis

Chief & Presenting Author: Doctor Sumer Kumar, K28232,
Co-Author(s): Nandini Bothra, Ayushi Agarwal

[FP1725] - A Case Series On Atypical Presentation Of Lid Masses

Chief & Presenting Author: GARIMA RANI, G26716,
Co-Author(s): Das Shubhra

[FP1850] - An Interesting Case Of Axial Proptosis With Limitation Of Movements - A Case Report

Chief & Presenting Author: Sakthi Gnana Sundaram, N27027, Co-Author(s): K. Ezhil Vendhan, Saravana Bhava Balachandrachari

[FP1859] - Optic Nerve Sheath Fenestration-Quality Of Life

Chief & Presenting Author: Usha R., U08116

[FP1900] - Case Report Of Polymorphous Adenocarcinoma Of Lacrimal Gland

Chief Author: Shivayogi Kusagur, **Presenting Author:** Kavya Cm, K28268, Co-Author(s): Shivayogi Kusagur

[FP1918] - A Case Report Of A Slow Flow Vascular Malformation Of Orbit And Peri-Orbital Tissue.





Chief & Presenting Author: Uma Shroff, U24416,
Co-Author(s): Kavin Shroff

**[FP1925] - Atypical Case Of Anterior Orbital
Neurilemmoma Mimicking Medial Angular Dermoid**
Chief & Presenting Author: Arnab Roy, R25654

**[FP2007] - Case Report On Infraorbital Venous
Malformation (Lymphangioma) With Intralesional
Bleed In A Child.**
Chief & Presenting Author: Arnab Roy, R25654

**[FP2019] - Rare Manifestation Of Orbital Cellulitis
With Scleral Necrosis In Dengue Haemorrhagic Fever**
Chief & Presenting Author: Shivangi Singh, S23821,
Co-Author(s): Vinod Kumar Singh, Jitendra Singh, S.P. Singh

**[FP2031] - Title: If It's White, Its Not Right - A Case Of
Late Presentation Of Retinoblastoma**
Chief & Presenting Author: Anagha Chellath, A27593,
Co-Author(s): Modini Pandharpurkar

**[FP2097] - Angular Dermoid Misdiagnosed As
Lipoma - A Case Report**
Chief & Presenting Author: Rucha Bang, R27527,
Co-Author(s): Darshana Rathod, Anjaneya Parasuram Agashe,
Nayana Potdar

**[FP123] - A Rare Case Of Adenocystic Carcinoma
Of Left Lacrimal Gland**

Chief Author: Vinay Dastikop, **Presenting Author:**
Neela H, N28238, Co-Author(s): Gouri Deshpande,
Sandeep Patil, Ishan Goyal

**[FP152] - Cosmetic Outcome Of "graded Full
Thickness Anterior Blepharotomy" In Idiopathic
Upper Lid Retraction**
Chief & Presenting Author: Hare Ram Ojha, O18732,
Co-Author(s): Neha Verma

**[FP2160] - Orbital Veno-Lymphatic Malformations:
Outcome Of Management With Intralesional
Bleomycin**
Chief & Presenting Author: Tithi Kundu, T24491,
Co-Author(s): Santosh G. Honavar

**[FP2211] - Severe Tao With Exposure Keratitis - A
Case Report**
Chief & Presenting Author: Swagata Nandini Baishya,
S28309, **Co-Author(s):** Latif Abdul, Prasenjit Kalita

**[FP2224] - Sheriff's Back In Town: Frontalis Flap
Advancement For Various Clinical Scenarios**
Chief & Presenting Author: Srushti Bagde, S25391,
Co-Author(s): Samya Mujeeb, Saptagirish Rambhatla

**[FP2269] - A Case Of Dermoid Cyst Of Right Eye
Masquerading As Ptosis**
Chief & Presenting Author: Disha Sahoo, D26014,
Co-Author(s): Anita Minj

**[FP2445] - Clinical Profile Of Both Eye Lid Injuries
Because Of Mechanical Trauma**

Chief & Presenting Author: Riddhi Shah, R27323,
Co-Author(s): Deepak Tiwari, Mehul Shah, Shreya Shah

**[FP2450] - A Rare Case Of Orbital Schwannoma With
Cavernous Sinus Involvement**

Chief Author: Pankaj Baruah, **Presenting Author:**
Baharul Hoque, H28082, Co-Author(s): Semim
Sultana

**[FP2467] - Tapeworm With Ptosis And Proptosis—A
Rare Presentation Of Ocular Myocysticercosis.**
Chief & Presenting Author: Pradeep, P26863, **Co-Author(s):**
Neha Ghose

**[FP2527] - Post-Traumatic Exophthalmos Caused By
A Carotid-Cavernous Fistula- A Case Report**
Chief & Presenting Author: Nimisha Kaushal, N27216

**[FP2565] - Sculpting Hope: 3 Wall Orbital
Decompression Surgery In Moderate To Severe
Thyroid Eye Disease.**
Chief & Presenting Author: Harsha Singh, H28400,
Co-Author(s): Richa Dharap Wagh

**[FP2569] - Innovative Methods Of Anaesthesia In
Children For Lacrimal Surgery**
Chief & Presenting Author: Arun Kumar, K26005,
Co-Author(s): Vedant Rajoriya, Mehul Shah, Shreya Shah

**[FP2603] - Uncharted Territory: Lesions At Atypical
Site**
Chief & Presenting Author: Ankita Ranjan, A20554,
Co-Author(s): Rachna Agarwal, Vikas Kanaujia

**[FP2618] - A Stitch In Time Saves Nine: A Tale Of
Bilateral Dysthyroid Optic Neuropathy**
Chief & Presenting Author: Kavya M Bejjanki, B18698

**[FP2623] - Unmasking Ca Breast Secondaries/orbital
Metastases In A Case Presenting As Orbital Cellulitis**
Chief & Presenting Author: Sarbik De, D28176, **Co-Author(s):**
Anuradha Bishnoi, Sneha Jay Shah, Shalmali Ashish Bacchav

**[FP2634] - Injecting Hope - Intralesional Retrobulbar
Voriconazole Injection For Orbital Fungal
Granuloma**
Chief & Presenting Author: Sruthi R S, S26237, **Co-Author(s):**
Tarjani Dave

**[FP2684] - Malignancies Masquerading As
Inflammation!!!sino Nasal Malignancy Malady With
Ophthal Manifesto....**
Chief & Presenting Author: Lakshmi S. Kumar, K16820,
Co-Author(s): Rajini K. C., Laly T U, Sinu Thulaseedharan
Sinumul S

**[FP2688] - Primary Osteosarcoma Of The Orbit: A
Rare Tumor**





Chief & Presenting Author: Swetank Sinha, S25857,
Co-Author(s): Mandeep Singh Bajaj, Rachna Meel, Bhupendra Yadav

[FP2733] - A Case Report On Optic Nerve Sheath Meningioma

Chief & Presenting Author: Swagata Nandini Baishya, S28309, **Co-Author(s):** Himanto Nath Hazarika

[FP2764] - Comparison Of Suture-less, Glue-free And Sutured Conjunctival Autograft For Management Of Pterygium

Chief & Presenting Author: Sachit Mahajan, M26194, **Co-Author(s):** Satish Gupta

[FP2787] - Comparative Study Of Canalicular Injury With /without Bicanlicular Intubation In Mechanical Trauma

Chief & Presenting Author: Bhumi Chandarana, B22460, **Co-Author(s):** Deepak Tiwari, Mehul Shah, Shreya Shah

[FP2792] - A Case Of Pulsating Proptosis

Chief & Presenting Author: anu sehrawat, A26051, **Co-Author(s):** Shweta Verma

[FP2797] - Spectrum Of Presentations Of Ocular Neurofibromas And Their Customized Management
Chief & Presenting Author: Chaitra Chidanand, C26959, **Co-Author(s):** Niveditha Hanumegowda, Sundeeep, Raghuraj Hegde

[FP2915] - Clinical Study Of Thyroid Orbitopathy

Chief & Presenting Author: Amulya Moparthy, A28411, **Co-Author(s):** Rajesh P.

[FP2970] - A Rare Case Of Orbital Abscess Mimicking As Pseudotumour In A 7-Year Old Child – A Case Report

Chief & Presenting Author: Subitha I, S26342, **Co-Author(s):** Archana Dhandapani, K. Suresh

[FP3031] - Panophthalmitis Post Platelet Transfusion In A Case Of Placental Abruption

Chief & Presenting Author: Prince Abu Aamir, A27841, **Co-Author(s):** Shimpa Kundan, Pramod Kumar Sahu, Gopal Krushna Das

[FP3037] - The Sizer For Orbital Implants In Evisceration

Chief & Presenting Author: Vijay Antony Santhanaraj, S22904, **Co-Author(s):** Dayakar Yadalla, Jayagayathri Rajagopalan

[FP3062] - Orbital Myositis: Being An Insipid Creeper
Chief & Presenting Author: anji jain, A27354

Pediatric Ophthalmology

[FP12] - Knowledge, Attitude And Practice (Kap) Of Indian Mothers Towards Conservative Amblyopia Therapy

Chief & Presenting Author: RIA UTPAL MAJUMDER, R23027

[FP31] - Accuracy Of Retinomax Versus Cycloplegic Retinoscopy For Measuring Refractive Error In Children.

Chief & Presenting Author: Kriti Nausaran, K25288, **Co-Author(s):** Anju Rastogi

[FP34] - Fraser Syndrome: A Rare Case Of Syndromic Cryptophthalmos

Chief & Presenting Author: Subhojit Chakraborty, C24372, **Co-Author(s):** Subhojit Chakraborty

[FP37] - Strategies To Control The Progression Of Myopia In Children

Chief & Presenting Author: Ajay Kumar Singh, S13226

[FP80] - Bitot's Spots, Vitamin A Deficiency And Axenfeld Rieger Malformation

Chief & Presenting Author: Arnab Panigrahi, P25912, **Co-Author(s):** Viney Gupta, Shikha Gupta

[FP122] - Different Presentation Of Ocular Tuberculosis In A Pediatric Tertiary Care Hospital

Chief & Presenting Author: Meenakshi Wadhvani, W10817, **Co-Author(s):** Amit Kumar

[FP236] - Etiopathogenesis, Work-Up And Behavioral Modifications In Progressive Myopia.

Chief & Presenting Author: Susha Sugathan, S21397, **Co-Author(s):** Gauri Khare

[FP464] - Congenital Bilateral Ectropion In Cases Of Colloidion Baby: A Rare Short Case Series Of 3 Patients

Chief & Presenting Author: Manish Kumar Karn, K23896, **Co-Author(s):** Madhulika Sinha

[FP527] - Aniridia, Ectopia Lentis And Amblyopia - A Conundrum

Chief & Presenting Author: Anirudh Parthiban, P28087, **Co-Author(s):** Geetha Periasamy, Yogeswari Alagappan

[FP559] - When The Eyes Meet At The Nose- A Case Of Strabismus Fixus Convergens

Chief & Presenting Author: Aparna Bose, A25228, **Co-Author(s):** S.Aisha Raza, Sakshi Singh, Amitava Abadan Khan

[FP691] - Correlation Of Anisometropia With Axial Length And Corneal Curvature

Chief & Presenting Author: Sanyukta Kadam, S26726, **Co-Author(s):** Damaris Magdalene





[FP728] - Acquired Ankyloblepharon Post-Membranous Conjunctivitis

Chief & Presenting Author: Tanvi Gaonker, T23161, Co-Author(s): Uddeshya, Paromita Dutta

[FP731] - Knowledge, Attitude And Practices Related To Childhood Eye Disorders Amongst Paediatricians. Chief & Presenting Author: Yuvraj Madhav, M26420, Co-Author(s): Yogendra Singh Yadav, Sudha Lam, Moultapa Fredrick

[FP745] - Pediatric Endothelial Keratoplasty: Challenges And Outcome

Chief & Presenting Author: Jaya Kaushik, K12383, Co-Author(s): Meenu Dangi, RISHI SHARMA, Ankita Singh

[FP856] - Ocular Cystinosis-Case Series And Review Of Literature

Chief & Presenting Author: Shweta Dhiman, S19443, Co-Author(s): Anjalika Parhi, Santosh Mahapatra

[FP908] - A Case Report Of De-Morsier Syndrome Chief & Presenting Author: Sai Chandana Varma Chittari Amaravathi, S27758, Co-Author(s): Prudhvi Venkateswarlu

[FP949] - Assessment Of The Quality Of Youtube Videos On Pediatric Cataract Surgery

Chief & Presenting Author: Divya Jain, J12415

[FP1055] - Shah-Waardenburg Syndrome: A Rare Case Report From South India

Chief & Presenting Author: Padmanabhan Sri Subiksha, P28334, Co-Author(s): Anju Jose, Saravanan Jothi

[FP1190] - Shah-Waardenburg Syndrome: A Rare Case Report From South India

Chief Author: Padmanabhan Sri Subiksha, Presenting Author: Saravanan Jothi, S16202, Co-Author(s): Anju Jose

[FP1192] - Initial Experience With Dichoptic Treatment In Amblyopia

Chief & Presenting Author: Nayana G, N25023, Co-Author(s): Roohi M, Soumya Nambiar, Leila Mohan

[FP1253] - Post Traumatic Cataract In A Child: A Great Imposter To Subluxated Lens! An Operative Challenge.

Chief & Presenting Author: Priyadarshi Gupta, G23093, Co-Author(s): Khushboo Chawla, Bhumiika Sharma, Brajesh Kumar

[FP1257] - "off The Beaten Paths": Augmented Inverse Knapp's In Orbital Trauma

Chief & Presenting Author: Praveena Shyam, P24897, Co-Author(s): Meenakshi Ravindran, Neelam Pawar

[FP1335] - Unusual Orbital Manifestations Of Sturge-Weber Syndrome: A Case Report

Chief & Presenting Author: Roohi M, R25707, Co-Author(s): Nayana G, Soumya Nambiar, Leila Mohan

[FP1406] - Ankyloblepharon Filiforme Adnatum In A Newborn

Chief & Presenting Author: Priyanshi Gandhi, P28069, Co-Author(s): Nitish Kathuria

[FP1459] - Intermittent Exotropia: A Study Of Outcomes, In A Tertiary Care Centre In North Kerala. Chief & Presenting Author: Roohi M, R25707, Co-Author(s): Shabeeba K, Kavitha Mohankumar, Leila Mohan

[FP1505] - Persistent Hyperplastic Primary Vitreous: A Case Report

Chief Author: Lavanya S.R., Presenting Author: Vaishnavi Suresh Dhage, V28320, Co-Author(s): Kishorkumar Turadagi

[FP1552] - Oct-A Based Study On Central Macular Vascular Density Of Scp In Unilateral Amblyopia Chief & Presenting Author: Mariam Saad, M27360, Co-Author(s): Rajat Mohan Srivastava, Ruchi Goel, Siddharth Agrawal

[FP1686] - Goldenhar Syndrome: Multidisciplinary Approach Of An Ophthalmologist

Chief Author: Smitha K.S., Presenting Author: ZEEL PRAJAPATI, Z28123, Co-Author(s): Ashitha E, Daisy Vishwakarma, Deepashri Mutalik

[FP1718] - A Rare And Interesting Case Of Ankyloblepharon Filiforme Adnatum

Chief & Presenting Author: Komal Bhale, K28246, Co-Author(s): Thasneem Suraiya, Kavitha K

[FP1796] - Cornelia De Lange Syndrome: A Rare Case Report

Chief & Presenting Author: Kanchan Singh, K19804, Co-Author(s): Mitali Jhamb, Priyanshi Awasthi, Anjali Singh

[FP1799] - Efficacy Of 3-Piece Iol In Paediatric Age Group

Chief & Presenting Author: Ghantasala Suparna, S08683, Co-Author(s): BHOGI RAHUL

[FP1816] - Unveiling The Enigmas And Ocular Implications Of Trichohepato-Neurodevelopmental Syndrome.

Chief & Presenting Author: Sakshi Mankar, S26481, Co-Author(s): Rangan Thenmozhi Selvi, Rajvin Samuel Ponraj, Anuradha Alagusundaram

[FP1821] - Retinal Microvascular Changes In Amblyopic Eyes Verses Healthy Eyes Using Oct And Octa

Chief & Presenting Author: Varsha Negi, V26946, Co-Author(s): Siddharth Baidur

[FP2087] - Evaluation Of Change In Macular And Ganglion Cell Layer Thickness After Inferior Oblique Weakening.





Chief & Presenting Author: Neha Agarwal, N25769,
Co-Author(s): Shashi Nath Jha, Anita Ganger

[FP2104] - Profile Of Infants Referred After Intravitreal Anti-Vegf Injection For Retinopathy Of Prematurity

Chief & Presenting Author: Simar Rajan Singh, S16917,
Co-Author(s): Vinay Patil

[FP2107] - An Atypical Case Of Alagille Syndrome.

Chief & Presenting Author: Neha Agarwal, N25769,
Co-Author(s): Anita Ganger

[FP2110] - Microspherophakia In Gaucher's Disease – A Rare Clinical Presentation

Chief & Presenting Author: Afeefa Akhter, A27518,
Co-Author(s): Wajahat Rizvi

[FP2133] - The Marshall-Smith Syndrome- A Rare Case Report

Chief & Presenting Author: Ancy R.S., A22524

[FP2137] - An Interesting Case Of Amsterdam Dwarfism

Chief & Presenting Author: Shamili K, S27029, **Co-Author(s):** K. Ezhil Vendhan, Saravana Bhava Balachandrachari

[FP2209] - To Compare The Cycloplegic Effect Of Topical Cyclopentolate And Atropine And Their Side Effects

Chief & Presenting Author: Yogesh Jayebhaye, J22484,
Co-Author(s): Gopal Krishan Trivedi

[FP2239] - Congenital Aniridia: Suspicious Of Wagr Syndrome

Chief & Presenting Author: Shilpa K, S27990, **Co-Author(s):** Raghavendra Ijeri, Rekha Mudhol

[FP2415] - Combination Of Regional And General Anaesthesia For Eye Injury Surgeries In Children

Chief & Presenting Author: Riddhi Shah, R27323,
Co-Author(s): Mehul Shah, Shreya Shah

[FP2429] - Craniosynostosis In Apert Vs Cruozon: A Case Of Diagnostic Overlap.

Chief & Presenting Author: Pragya Ahuja, P24290,
Co-Author(s): Naheed Akhtar

[FP2452] - Pediatric Cataract-Clinical Profile And Predictors Of Visual Outcome

Chief & Presenting Author: Meghna Dixit, M25993,
Co-Author(s): Meghna Roy

[FP2466] - Optic Disc Pallor: Naaion Vs Glaucoma

Chief & Presenting Author: Pragya Ahuja, P24290,
Co-Author(s): M. Srinivasan Gounder, Waris Abdul

[FP2478] - A Clinical Study On Patterns Of Vlc Among Children Attending Opd Of A Tertiary Care Centre

Chief & Presenting Author: Ipsita Das, I26725, **Co-Author(s):** Jyoti Bhuyan

[FP2481] - Rare Case Of Dermoid Associated With Cataract In Pediatric Population

Chief & Presenting Author: Dolly Dhanuka, D24054,
Co-Author(s): Mehul Shah, Shreya Shah

[FP2521] - Profile Of Ocular Disorders In Paediatric Patients Attending A Tertiary Care Centre In Kashmir

Chief & Presenting Author: Haziqa Zahoor, H26169,
Co-Author(s): Tufela Shafi, Afroz Ahmad Khan

[FP2535] - To Study Visual Outcome Of Pediatric Traumatic Cataract.

Chief & Presenting Author: Riddhi Shah, R27323,
Co-Author(s): Mehul Shah, Shreya Shah

[FP2575] - Dntek: A Novel Perspective For Amblyopia And Strabismus

Chief & Presenting Author: Ashwini Koranne, A24130,
Co-Author(s): Avadhi Ganasava, Mehul Shah, Shreya Shah

[FP2604] - Outcome Of Intravitreal Antivegf & Laser Therapy In Treatable Rop In A Tertiary Health Care Centre

Chief & Presenting Author: Smriti Pandey, S28384,
Co-Author(s): Agarwal Manojkumar, Sujata Sanjay Chahande, Purva Valvekar-Date

[FP2636] - Innovative & Cost Effective Method Of Anaesthesia For Ophthalmic Procedures In Paediatric Population

Chief & Presenting Author: Deepak Tiwari, T23676,
Co-Author(s): Raj Vador, Mehul Shah, Shreya Shah

[FP2649] - Ocular Trauma In Pediatric Age Group At A Tertiary Eye Care Center In Jharkhand, India

Chief & Presenting Author: Deepika Khedia, K18155,
Co-Author(s): Swarnim, Rashi Verma, Subodh Singh

[FP2698] - 'through The Lens Of Collagen Chaos'- A Case Report Of Subluxated Lens In Collagen Disorder

Chief & Presenting Author: Gokulapriya Gunasekaran, G27030, **Co-Author(s):** K. Ezhil Vendhan, B. Jayaprakash

[FP2755] - Study Improvement In Stereoacuity Following Management Of Traumatic Cataract In Children.

Chief & Presenting Author: Arun Kumar, K26005,
Co-Author(s): Vedant Rajoriya, Mehul Shah, Shreya Shah

[FP2810] - Our Experience With Intracameral Anesthetic Mydriatic Assisted Pediatric Cataract Surgery

Chief & Presenting Author: Suresh K. Pandey, P06502,
Co-Author(s): Vidushi Sharma

[FP2985] - Posterior Fixated Iris Claw Lens Implantation In Pediatric Aphakics: A Case Series Of 15 Eyes





Chief & Presenting Author: Jigna Motwani, J23621,
Co-Author(s): Manjushree Bhate

[FP3075] - Goldenhar Syndrome An Ophthalmological Perspective- A Case Report
Chief & Presenting Author: Sonu Karwande, S28415,
Co-Author(s): Sharad Shegaonkar, Swapnali Bandgar, Shailaja Cinnam

[FP3079] - Retinopathy Of Prematurity - A Four-Year Profile At A Tertiary Care Institute In Eastern India
Chief & Presenting Author: Saubhik Chattopadhyay, C26528, Co-Author(s): Pranab Sikdar

[FP3125] - A Study To Determine Incidence Risk Factors Of Retinopathy Of Prematurity Changed During Covid Period
Chief & Presenting Author: Meenakshi Wadhvani, W10817

[FP3131] - Awareness Knowledge In Parents Of Vernal Keratoconjunctivitis (Vkc) children At Tertiary Care Hospital
Chief & Presenting Author: Meenakshi Wadhvani, W10817

[FP3133] - Acute Esotropia Acquired Due To Excess Screen Time Managed Successfully By Surgical Intervention
Chief & Presenting Author: Reena Gupta, G12626,
Co-Author(s): Chekitaan Singh, Urmil Chawla, Sanskriti Agarwal

[FP3136] - Coexisting Challenges: A Case Of Patient With Bilateral Duane Retraction Syndrome And Aniridia
Chief & Presenting Author: Reena Gupta, G12626,
Co-Author(s): Neebha Anand, Chekitaan Singh, Rohan Madan

Refractive Surgery

[FP17] - Comparing Outcomes Of Trans-Epithelial Surface Ablation To Femtosecond Lasik For High Myopia Surgery
Chief & Presenting Author: Vinod Kumar Arora, A03232

[FP27] - Visual Outcome In Normal And Steeper Cornea Post-Laser In Situ Keratomileusis: A Comparative Study
Chief & Presenting Author: Reshika Annamalai Somasundram, R25460, Co-Author(s): Vivek Velumani, Amjad Salman

[FP48] - Clinical Outcomes Of Wavefront-Optimized Advance Surface Ablation With Streamlight For High Myopia
Chief & Presenting Author: Vinod Kumar Arora, A03232,
Co-Author(s): Devanshu Arora

[FP55] - Rotational Stability Of Toric IOLs
Chief & Presenting Author: (Brig) Gaurav Kapoor, K09014,
Co-Author(s): Sankalp Seth, Nidhi Kalra

[FP281] - Visual Outcomes Of Compound Myopia With Spherical PIOL In Small Corneal Diameter- Our Experience
Chief & Presenting Author: Sreelakshmi Nimmagadda, N15358, Co-Author(s): Raghavender Reddy Arra, Sujeeth Modaboyina

[FP919] - "smile Made Me Sad" A Rare Case Of Epithelial Ingrowth In Smile
Chief & Presenting Author: Ananth D., A12434, Co-Author(s): Shiva Prasad Gantyal

[FP1052] - Comparison Between Transepithelial Prk And Alcohol Assisted Prk. A Retrospective Study
Chief & Presenting Author: John Shekhar Raju Mandapati, M14828

[FP1197] - Outcome Of 100 Lasik Procedures In A Tertiary Eye Care Center: A Comprehensive Analysis
Chief & Presenting Author: Sanskriti Prasad, S28161,
Co-Author(s): Purva Valvekar-Date, Ashish Bacchav

[FP1246] - Comparative Visual Outcome Of Femtosecond Lasik And Relex Smile In Myopic Anisometropic Amblyopia
Chief & Presenting Author: Bhupesh Singh, S15228,
Co-Author(s): Sudhank Bharti, Neha Bharti

[FP2190] - Clinical Results Following Implantation Of An Indian Posterior Chamber Toric Phakic IOL
Chief Author: Sourabh Patwardhan, Presenting Author: Smith Snehal Sute, S21810, Co-Author(s): Nidhi Patwardhan

[FP2609] - Management Of High Myopia With Astigmatism: Bioptics (Lasik Flap F/b ICL F/b Laser Ablation)
Chief & Presenting Author: Mamta Lakhana Shah, L24059,
Co-Author(s): Desai Parimal, Aditya Desai

[FP2656] - Outcomes Of Surgical Management Following Enhancement For Presbyond Laser Blended Vision (Lbv) Lasik
Chief & Presenting Author: Shruti Revankar, S23472,
Co-Author(s): Sheetal Brar, Sri Ganesh

[FP2679] - The "invisible" Smile - A Case Report
Chief & Presenting Author: Supriya Sriganesh, S22908,
Co-Author(s): Sri Ganesh

[FP2902] - The Second Chance!
Chief & Presenting Author: Rohit Kumar Gupta, G25047,
Co-Author(s): Surabhi Beniwal, Mukesh J Paryani

[FP2932] - Phakic IOLs - Fighting The Odds!
Chief & Presenting Author: Surabhi Beniwal, S21529,
Co-Author(s): Rohit Kumar Gupta, Mukesh J Paryani





Squint

[FP382] - Gokyigit's Procedure In A Congenital 3rd Nerve Palsy

Chief & Presenting Author: Sahiba Bedi, S22863, Co-Author(s): Shah Akash Dipakkumar, Khyati Shah

[FP397] - Single Stage, One Eye, All Six Muscles Squint Surgery For Ultra Large Angle Squint.

Chief & Presenting Author: Mihir Trilok Kothari, K08617, Co-Author(s): Shelke Komal Vishwambhar, Pooja Ghalla

[FP449] - Pseudo-Duane Syndrome: A Case Report

Chief & Presenting Author: Divya Katta, D26652, Co-Author(s): Mahathi Vankireddi

[FP720] - Myriad Of Mysteries Of Third Nerve Palsy

Chief & Presenting Author: Pragma Ahuja, P24290, Co-Author(s): Naheed Akhtar

[FP828] - Postpartum Brown's Syndrome

Chief & Presenting Author: Leila Mohan, M13437, Co-Author(s): Soumya Nambiar, Padmaja Krishnan, Nayana G

[FP847] - Miraculous Visual Improvement With Muscle Transplantation In Strabismus Fixus

Chief & Presenting Author: Gayathri Sadharma Rudraraju, G27937, Co-Author(s): Raman Yenugandula

[FP892] - Unmasking Type 3 Duane Retraction Syndrome: A Case Of Hidden Strabismus

Chief Author: Arushi Prakash, Presenting Author: Uday Singh Beri, B27186, Co-Author(s): Sanya Garg

[FP1367] - "off The Beaten Paths": Augmented Inverse Knapp's In Orbital Trauma

Chief & Presenting Author: Praveena Shyam, P24897, Co-Author(s): Meenakshi Ravindran, Neelam Pawar

[FP1372] - Ptosis And Exotropia Corrected In One Go! Aberrant Regeneration Gives A Leverage!

Chief & Presenting Author: Leila Mohan, M13437, Co-Author(s): K. Ramachandra Bhat, Kavitha Mohankumar, Shabeeba K

[FP1480] - Diplopia, Not Getting Adapted

Chief Author: Lavanya S.R., Presenting Author: Arpita Ganiger, A28283, Co-Author(s): Atal Revankar

[FP2272] - Inferior Rectus Hypoplasia - A Rare Congenital Disorder And Its Management

Chief & Presenting Author: Aparna Krishnan, A23700, Co-Author(s): Meenakshi Ravindran, Neelam Pawar

[FP2339] - Acquired Duane's Retraction Syndrome Following Excision Of Pterygium And Recurrence Of Pterygium.

Chief & Presenting Author: Akshya P, A21838

[FP2564] - Traumatic Pupil Involving 3rd Cranial Nerve Palsy

Chief & Presenting Author: Siddharth Khanna, K26586

[FP2946] - Anterior Segment Ischemia(Asi) Following Novel Surgery For Sixth Nerve Palsy -Modified Kozeis

Chief & Presenting Author: Sheetal Achyut Munde, S27426, Co-Author(s): Jyoti Matalia, Sumitha Muthu

[FP2957] - A Rare Occurrence Of Superior Retino-Choroidal Coloboma: Case Report

Chief & Presenting Author: Nidhi Patwardhan, P15889, Co-Author(s): Sourabh Patwardhan

[FP2991] - Vision Therapy Management In 'paradoxical' Presentation Of Duane Retraction Syndrome: A Case Report

Chief & Presenting Author: Nidhi Patwardhan, P15889, Co-Author(s): Sourabh Patwardhan

[FP3090] - Accommodative Spasm Superimposed On Accommodative Esotropia With High Ac/a Ratio

Chief & Presenting Author: Aditi Yadgire, A24023, Co-Author(s): Anuradha Sen, Manideepa Banerjee, Sujata Guha

[FP3097] - Duane Retraction Syndrome Type 1: A Case Report

Chief & Presenting Author: Sonali Singh, S26298, Co-Author(s): Ravindra Kumar Chowdhury, Sharmistha Behera

[FP3143] - Right Inferior Oblique Palsy With Horizontal Jerky Nystagmus

Chief & Presenting Author: PREETI SHARMA, P28061

Trauma

[FP300] - An Unusual Presentation Of High Altitude Retinopathy With Solar Retinopathy.

Chief & Presenting Author: Subodh Lakra, L18260, Co-Author(s): Grace Lhinghoithem Haokip, Sweksha Priya, Poulami Pal

[FP313] - Management Of Open Globe Injuries: Case Series & Review Of Literature

Chief & Presenting Author: RISHI SHARMA, S14528, Co-Author(s): Nitin Vasant Vichare, Jaya Kaushik

[FP443] - Post-Cataract Surgery Traumatic Aphakia-Dislocated Iol-Vitreous Hemorrhage

Chief & Presenting Author: Deepanshu Agrawal, A20839, Co-Author(s): Rinal Pandit, Dhaivat Shah

[FP556] - Paediatric Keratoplasty In A Case Of Alkali Injury

Chief & Presenting Author: Arya Vs, A27981, Co-Author(s): Prasanna Shah, Chhaya Ashok Shinde, Shreyal Koli





[FP607] - Sympathetic Ophthalmitis-Is It So Uncommon In The Modern Times?

Chief & Presenting Author: Uddeshya, Y28076, Co-Author(s): Tanvi Gaonker

[FP677] - The Study Of Clinical Profile Of Ocular Trauma

Chief & Presenting Author: Gautam Kumar, K14825

[FP704] - Epidemiology And Clinical Profile Of Ocular Trauma In A Rural Population Of Western Odisha

Chief & Presenting Author: Chitaranjan Mishra, M13916, Co-Author(s): Adyasha Dash, Shiva Prasad Sahoo, Rupesh Agrawal

[FP771] - Visual Outcome In Bilateral Electric Cataract: A Case Report

Chief & Presenting Author: Nirlipta Dash, N26459, Co-Author(s): Susanta Pujahari, Sumita Mohapatra

[FP848] - Patterns Of Ocular Injuries In Industrial Hospital

Chief & Presenting Author: Pranav Shekhar, S27049, Co-Author(s): Priya Wasan, Sofia Ahmad, .Deepti Prabha Ekka

[FP1012] - Role Of Suprachoroidal Triamcinolone & Histopathology In Management Of Capsular Vascularization

Chief & Presenting Author: Dr Avadesh Oli, O13081, Co-Author(s): Pradeep Kumar

[FP1072] - Orbital Foreign Bodies - A Hit Or A Miss

Chief & Presenting Author: Asma Khan, K18789, Co-Author(s): Viji Rangarajan

[FP1136] - An Unimagined Vexation - A Case Of Traumatic Iris Cyst

Chief & Presenting Author: Sumayya M K, S25595

[FP1143] - Epidemiology, Etiology And Outcomes Of Pediatric Open Globe Injury In A Tertiary Eye Care Hospital

Chief & Presenting Author: Nobel Teena A, T28044

[FP1220] - Different Eye Injuries In Children: A Hospital-Based Study

Chief & Presenting Author: Rajneel Bhattacharjee, B23857, Co-Author(s): Namrata Shree

[FP1224] - Different Ocular Manifestations Of Blunt Trauma To The Eye.

Chief & Presenting Author: Rajneel Bhattacharjee, B23857, Co-Author(s): Namrata Shree

[FP1233] - A Case Of Bilateral Ocular Thermal Burn With Molten Metal Aluminium .

Chief & Presenting Author: Jhimli Ta, J28236, Co-Author(s): Megha Kotecha, Pranav More, Namrata Adulkar

[FP1259] - Cataract Surgery In Eyes With Traumatic Subluxated Cataract

Chief & Presenting Author: praveen khuntia, K28342, Co-Author(s): Lipokyang Longkumer, Avitesh Kumar

[FP1280] - A Case Of Unnoticed Intraorbital Wooden Foreign Body Presenting As Recurrent Orbital Infection.

Chief & Presenting Author: Disha Sahoo, D26014, Co-Author(s): Jasmita Satapathy

[FP1287] - Title: Corneal Foreign Bodies- Comprehensive Case Series

Chief & Presenting Author: Vindya K.M, V28276, Co-Author(s): C.N. Madhusudhan, Shubhratha S. Hegde

[FP1363] - Traumatic Globe Luxation: A Case Series

Chief Author: Shubashree Karat, Presenting Author: Reshma Kuruthukulangara Romanas, R27404, Co-Author(s): Rishabh Narula, Linette Antony Punnoliparambil, Suneetha N Lobo

[FP1455] - Blunt Trauma Effects On The Eye As Detected By B-Scan Usg In A Health Center In Upper Assam

Chief & Presenting Author: Kiran Borah, B26450, Co-Author(s): Jawahar Jyoti Kuli

[FP1632] - Opening The Window Of Vision: A Case Of Caroticocavernous Fistula With Both Eye Mature Cataract

Chief Author: Smitha K.S., Presenting Author: Mehak Bhutani, M26309, Co-Author(s): Chethana Warad, Daisy Vishwakarma, Bhagyajyothi B. K.

[FP1735] - The Hidden Menace: Unacknowledged Intraorbital Foreign Bodies And Their Complex Complications

Chief & Presenting Author: Yarra Sowjanya, Y16862

[FP2078] - A Prospective Hospital Based Case Series Of Eyelid Injuries And Their Management

Chief & Presenting Author: Swagata Nandini Baishya, S28309, Co-Author(s): Himanto Nath Hazarika

[FP2213] - Traumatic Retinal Tear With Choroidal Rupture Associated With Subfoveal Bleed - A Case Report

Chief Author: Hemalatha B.C., Presenting Author: Ms Akilesh, A25854, Co-Author(s): Madhuri P, Shashidhar S.

[FP2218] - Does Duration Of Reporting To Hospital Has Impact Of Visual Outcome In Case Of Ocular Trauma?

Chief & Presenting Author: Raj Vador, V26006, Co-Author(s): Mehul Shah, Shreya Shah

[FP2227] - Impact Of Biparjoy Cyclone On Ocular Trauma In Non Coastal Area.





Chief & Presenting Author: Jigar Joshi, J27530, Co-Author(s): Vedant Rajoriya, Mehul Shah, Shreya Shah

[FP2254] - Chuna Packet Injury, a Major Ocular Health Concern In Central Rural India.

Chief & Presenting Author: Jigar Joshi, J27530, Co-Author(s): Deepak Tiwari, Mehul Shah, Shreya Shah

[FP2301] - A Rare Case Presentation Of Iofb In A Child After Wooden Stick Injury

Chief & Presenting Author: Eram Tandel, E27554, Co-Author(s): Raj Vador, Mehul Shah, Shreya Shah

[FP2361] - Successful Management Of Post Traumatic Endophthalmitis With Ac Maintainer

Chief & Presenting Author: Eram Tandel, E27554, Co-Author(s): Deepak Tiwari, Mehul Shah, Shreya Shah

[FP2385] - Clinical Profile And Outcomes Of Traumatic Endophthalmitis In Children

Chief & Presenting Author: Raj Vador, V26006, Co-Author(s): Mehul Shah, Shreya Shah

[FP2389] - Leopard Inflicted Ocular Injury

Chief & Presenting Author: Abhik Sahay, S24053, Co-Author(s): Riddhi Shah, Mehul Shah, Shreya Shah

[FP2395] - An Unexpected Visual Outcome In Case Of Open Globe Injury: A Case Report

Chief & Presenting Author: Keshav Kumar Hota, H27038, Co-Author(s): Ravi Kant Netam, Yamini Bhendia, Somya Dulani

[FP2398] - Stitch In Time Saves Nine: A Resolved Case Of Fungal Endophthalmitis

Chief & Presenting Author: Sowmya Peri, S20218, Co-Author(s): Yasaswini Vamaravalli, Alekhya Chennamsetty, Nasrin

[FP2402] - Refractive Outcome Among Penetrating And Globe Rupture Subgroups Of Open Globe Injuries In Children.

Chief & Presenting Author: Raj Vador, V26006, Co-Author(s): Eram Tandel, Mehul Shah, Shreya Shah

[FP2442] - Ocular Trauma In Geriatrics At A Tertiary Care Eye Hospital In South India

Chief & Presenting Author: Soumya Sharat, S12439

[FP2446] - A Rare Case Of Inert Corneal Foreign Bodies - Aftermath Of A Gas Cylinder Blast.

Chief & Presenting Author: Ms. Lakshmi A.S, L28335, Co-Author(s): Nischala B

[FP2471] - Ocular Trauma Disability And Outcome In Paediatric Age Group At A Tertiary Care Centre

Chief & Presenting Author: Rajamayilpriya N, R28217, Co-Author(s): Thasneem Suraiya

[FP2488] - Clinical Profile And Outcomes Of Traumatic Endophthalmitis

Chief & Presenting Author: Vedant Rajoriya, R25522, Co-Author(s): Arun Kumar, Mehul Shah, Shreya Shah

[FP2587] - An Unusual Case Of Lower Canaliculi Laceration Following Dog-Bite Managed By Stent Placement

Chief & Presenting Author: Ipsita Das, I26725, Co-Author(s): Pankaj Baruah

[FP2626] - Seeing The Unseen: Ocular Trauma's Sociopsychological And Economic Implications For Quality Of Life"

Chief & Presenting Author: Jeba Shaheen, J27579

[FP2653] - A Peculiar Case Report: Ocular Trauma Caused By Helmet Impact

Chief & Presenting Author: Sakshi Lochab, S23258, Co-Author(s): Jitender Kumar, Sumit Sachdeva, Manisha Nada

[FP2715] - Interesting Case Of Accidental Gun Shot Injury In An Adult Patient

Chief & Presenting Author: Bhumi Chandarana, B22460, Co-Author(s): Deepak Tiwari, Mehul Shah, Shreya Shah

[FP2753] - Management Of Wound Repair With Ac Maintainer.

Chief & Presenting Author: Bhumi Chandarana, B22460, Co-Author(s): Deepak Tiwari, Mehul Shah, Shreya Shah

[FP2779] - A Case Series Of Orbital Roof Blow In Fractures With Displaced Bone Fragments At A Tertiary Center

Chief & Presenting Author: Kavya M Bejjanki, B18698

[FP2803] - Visual Outcomes After Repair Of Limbal Corneal Laceration At Tertiary Eye Center In South India

Chief & Presenting Author: Sushank Bhalerao, B15515, Co-Author(s): Uma Thigale, Sowjanya Vuyyuru, Prerana A Shetty

[FP2809] - Clinical Profile And Visual Outcomes In Ocular Trauma

Chief & Presenting Author: Chaitra M P, C21659, Co-Author(s): Sankalp Singh Sharma, Prajna N.V.

[FP2823] - Clinical Profile Of Eye Lid Injuries Because Of Mechanical Trauma

Chief & Presenting Author: Bhumi Chandarana, B22460, Co-Author(s): Deepak Tiwari, Mehul Shah, Shreya Shah

[FP2827] - Factors Affecting Outcome In Corneal Tear Repair Patients At Tertiary Eye Care Centre In South India

Chief & Presenting Author: Sushank Bhalerao, B15515, Co-Author(s): Uma Thigale, Prerana A Shetty, Sowjanya Vuyyuru

[FP2843] - Outcomes Of Traumatic Wound Dehiscence After Keratoplasty During Covid 19 Lockdown In South India





Chief & Presenting Author: Sushank Bhalerao, B15515,
Co-Author(s): Pratik Gogri, Prerana A Shetty, Sowjanya
Vuyyuru

**[FP2851] - Clinical Profile Of Canalicular Eye Lid
Injuries Because Of Mechanical Trauma**

Chief & Presenting Author: Bhumi Chandarana, B22460,
Co-Author(s): Deepak Tiwari, Mehul Shah, Shreya Shah

**[FP2921] - Rare Case Series Of Sympathetic
Ophthalmitis Post Blunt Trauma To Eye**

Chief & Presenting Author: Y V Gowthami, Y27462,
Co-Author(s): Ravi Bypareddy

[FP2983] - Fishy Business

Chief Author: Sanjana Bejan Singh, **Presenting
Author:** Shweta Samuel, S24775, Co-Author(s):
Niranjana Bejan Singh, Shweta Samuel, Rooshitha B.
Singh

[FP3113] - Ocular Emergency At Construction Site
Chief & Presenting Author: Sabita Majhi, S26926,
Co-Author(s): Sarita Panda

**[FP213] - Toxoplasma Retinochoroiditis Following
Intravitreal Dexamethasone Implant For Diabetic
Macular Edema**

Chief & Presenting Author: Vikas Ambiya, A20150,
Co-Author(s): Ashok Kumar, (Maj) Shankar Sandeep

[FP273] - Ocular Thunderstorm: Measles Retinopathy
Chief & Presenting Author: Amol Ganvir, G25188,
Co-Author(s): Chhaya Ashok Shinde, Shruti Shirwadkar,
Parthapratim Dutta Majumder

**[FP374] - To Report A Case Of Sympathetic
Ophthalmitis In Endophthalmitis With Corneal Ulcer**
Chief & Presenting Author: Subhamita Guha, S24680,
Co-Author(s): Piyush Kohli

**[FP393] - Clinical Spectrum Of Tuberculous Uveitis:
An Enigma In A Tertiary Hospital**
Chief & Presenting Author: Anshu Jamaiyar, J26378,
Co-Author(s): Mousmi Anand, Sunil Kumar

**[FP403] - "posterior Scleritis In A Child: Unravelling
The Enigma"**

Chief Author: (Maj) Bharath Mandha, **Presenting
Author:** Vipin Rana, R19241, Co-Author(s): Vipin Rana

**[FP576] - The Diagnostic Dilemma: Uveitis Unveiling
Retinal Detachment With Pvr Or Vice Versa**
Chief & Presenting Author: Dr Avadhesh Oli, O13081

**[FP674] - Vogt Koyanagi Harada Disease, Managed
By Peribulbar Steroids: Report Of Two Cases**
Chief & Presenting Author: Sirisha Dogga, S27612,
Co-Author(s): Pandurang Jadhav, Sikander Ali Khan Lodhi

[FP683] - Mistaken Identity In Uveitis
Chief & Presenting Author: Gyanendra Lamichhane, L16726

**[FP717] - Pits Of Fire-Post Scleral Graft Vasculitis In
Patients With Optic Disc Pit Maculopathy.**
Chief & Presenting Author: Hari Kumar Sreerangam,
S26891, Co-Author(s): Saravanan VR, Meera Mohanakumar,
Palmeera D'Souza

[FP842] - Irvan Complicated With Complications.
Chief & Presenting Author: Lita Pragnya, L22999,
Co-Author(s): S. Sivaranjani

**[FP980] - Pattern Of Uveitis In A Secondary Eye Care
Centre At Panipat, Haryana**
Chief & Presenting Author: Kritika Garg, K27402,
Co-Author(s): Brij Kishore Gupta, Kanav Gupta, Jyotirmay
Biswas

**[FP1050] - Interesting Case Of Wilson's Disease With
Unilateral Anterior Uveitis.**
Chief & Presenting Author: Praveen Dustakar, D28048,
Co-Author(s): Dipankar Das

**[FP1102] - Post Fever Neuroretinitis - An Uncommon
Presentation**

Uvea

**[FP5] - Choroidal Melanoma In The Young: An
Intriguing Case Report With Haemorrhage As Initial
Presentation**

Chief & Presenting Author: Subhojit Chakraborty, C24372

**[FP41] - Outcome Of Sympathetic Ophthalmia – An
Analysis Of 43 Cases In A Tertiary Eye Care Center
In Kolkata**

Chief & Presenting Author: Bhuvaneshwaran Vedapuri
Eswaran, E22614, Co-Author(s): Jyotirmay Biswas,
Parthapratim Dutta Majumder, Amitabh Kumar

**[FP89] - Can Intravitreal Dexamethasone Implant
Be An Adjuvant Treatment For Serpiginous Like
Choroiditis?**

Chief & Presenting Author: Sree Keerti Ramavath, S23246,
Co-Author(s): Jyotirmay Biswas, Manishikaa T

[FP118] - Serpiginous Choroiditis
Chief & Presenting Author: Nistha Singh, S26728

**[FP139] - A Case Of Pediatric Vogt-Koyanagi-Harada
- Diagnosis, Treatment And Management Of
Complications**

Chief & Presenting Author: Lita Pragnya, L22999,
Co-Author(s): S. Bala Murugan, Akshat Kothari

[FP180] - Seeing The Unseen-Leprosy
Chief & Presenting Author: Anamika Nath, A21556,
Co-Author(s): Deeksha Singh, Divya S Raj





Chief & Presenting Author: Smitha Jasper, S22698,
Co-Author(s): Sheeja John, Deepa Jose, Reshma Fernandez

[FP1157] - A Rare Case Of True Aniridia

Chief & Presenting Author: Vijay Gangavarapu, G28218,
Co-Author(s): Siva Priya Sunkesula

[FP1179] - Looks Can Be Deceiving: Iris Granuloma And Hypopyon Simulating Evolving Endogenous Endophthalmitis

Chief & Presenting Author: Sunil Kumar K, K26424,
Co-Author(s): Rashmirita Kakoty, S. Bala Murugan

[FP1272] - Implications From A Case Series Of Acute Vogt Koyanagi Harada (Vkh) Patients In Paediatric Age Group

Chief & Presenting Author: Anubhav Upadhyay, U22049,
Co-Author(s): Meghna Solanki

[FP1328] - Clinical Profile Of Sarcoid Retinal Vasculitis-Study From A Tertiary Care Eye Centre In South India

Chief & Presenting Author: Swati Priyadarshini, S20345,
Co-Author(s): Jyotirmay Biswas

[FP1349] - Posterior Subtenon Tricort (Pst) Injection As Additional Steroid Cover In Uveitic Cataract Surgery

Chief & Presenting Author: Anuradha Vadakke Kanakath, V15201, Co-Author(s): Maheshwari S, Meera Mohanakumar

[FP1398] - Scleral Melt In Porphyria

Chief & Presenting Author: Prabuvan Raja, R28237,
Co-Author(s): Sheeja John, Smitha Jasper, Deepa Jose

[FP1435] - Ocular Manifestations Of Hepatitis B

Chief & Presenting Author: Gaurang Sehgal, S26397,
Co-Author(s): Radhika Sriram, Ayushi Choudhary, Padmamalini Mahendradas

[FP1545] - Clinical And Etiological Pattern Of Anterior Uveitis In Southern Assam: A Hospital Based Study

Chief & Presenting Author: Namrata Shree, N23855,
Co-Author(s): Rajneel Bhattacharjee

[FP1684] - A Case Of Mistaken Identity

Chief & Presenting Author: Charisma Samuel, C28117,
Co-Author(s): Sheeja John, Deepa Jose, Smitha Jasper

[FP1753] - Recurrent Generalised Photoreceptor Loss&self Resolution-Presenting Sign Syphilitic Outer Retinopathy

Chief & Presenting Author: Deepika Makam, D24675,
Co-Author(s): Minija C. K., Dubey Nidhi

[FP1770] - Bisphosphonate-Related Uveitis

Chief & Presenting Author: judah samuel, J28140,
Co-Author(s): Sheeja John, Deepa Jose, Smitha Jasper

[FP1886] - Iris Is Not The Only Annoying Membrane

Chief & Presenting Author: Abhinav Talwar, T28258,
Co-Author(s): Divya K.

[FP1961] - Miliary Retinitis With Multifocal Vasculitis/occlusion: Can Luetic Etiology Be Suspected?

Chief & Presenting Author: Shreeya Hinge, S26408,
Co-Author(s): S. Bala Murugan

[FP1972] - Resolution Of Conjunctival Varices In A Case Of Rheumatoid Arthritis After Topical Steroid Therapy.

Chief & Presenting Author: Prabitha P B, P25613,
Co-Author(s): Padmamalini Mahendradas

[FP1999] - Concealed Candida: A Curious Case Of Endogenous Endophthalmitis

Chief & Presenting Author: Adit Gandhi, G25216,
Co-Author(s): R. Rathinam Sivakumar, Radhika Thundikandy

[FP2120] - Paravascular Inflammatory Cnvm In A Young Female With Toxoplasma Retinochoroiditis

Chief & Presenting Author: Harshitha K M, H24229,
Co-Author(s): Megha Gulati, Bhavik Panchal

[FP2162] - Smith And Nozik Or Cannula Method Of Posterior Sub Tenon's Injection Which One Would You Choose?

Chief & Presenting Author: Pankaj Choudhary, C08132,
Co-Author(s): Ankita Baghel, Tanisha Mittal, Chandrakanta Kanno

[FP2174] - Structural And Electrophysiological Correlation In Tubercular Serpiginous Like Choroiditis

Chief & Presenting Author: Anup Kelgaonkar, K24753,
Co-Author(s): Soumyava Basu

[FP2186] - Sight Vs Breath: Unravelling The Dual Challenge Of Subretinal Abscess With Pulmonary Nodule

Chief & Presenting Author: Swathi Sangavi, S27927,
Co-Author(s): M. Hemanandini, Hemapriya

[FP2203] - Bilateral Macular Retinitis As The Presenting Feature Of Subacute Sclerosing Panencephalitis

Chief & Presenting Author: Jyothirmay Manasa Ganta, J27745, Co-Author(s): Prabhjot Kaur Multani

[FP2261] - Clinical And Imaging Features Of Posterior Nodular Scleritis And Large Posterior Choroidal Granuloma

Chief & Presenting Author: Anup Kelgaonkar, K24753

[FP2264] - Frosted Branch Angiitis In Systemic Lupus Erythematosus

Chief & Presenting Author: Kiri Hardikkumar Kherajbhai, K20322, Co-Author(s): Khushboo Chauhan, Mudrit Tyagi

[FP2279] - Toxoplasma Retinochoroiditis

Chief & Presenting Author: Praveen Dustakar, D28048,
Co-Author(s): Dipankar Das





[FP2295] - Can Chatgpt Be Used As A Tool To Learn The Basics Of Uveitis In Ophthalmology?
Chief & Presenting Author: Anup Kelgaonkar, K24753

[FP2309] - Anterior Uveitis In A Young Patient
Chief & Presenting Author: Ananya Hota, A26811,
Co-Author(s): Prof Prasanta Kumar Nanda

[FP2359] - Rubella & Cmv Related Recurrent Anterior Uveitis With Intermediate Uveitis In Both Eyes- A Rare Case
Chief & Presenting Author: Anita Rani, A28111

[FP2400] - Unraveling The Spectrum Of Uveitis: Insights From Western India
Chief & Presenting Author: Manjari Tandon, T12134,
Co-Author(s): Nidhi Paharia, Kirti Jaisingh, Kavita Rajan Bhatnagar

[FP2403] - "toxoplasma Serology: Incubation Period & Clinical Impact In Primary Ocular Toxoplasmosis."
Chief & Presenting Author: Pratik Kishan Lakhmawar, L24770, Co-Author(s): Anup Kelgaonkar

[FP2427] - Safety & Efficacy Of Transconjunctival Triamcinolone For Noninfectious Non- Necrotising Scleritis
Chief & Presenting Author: Ashraya Nayaka T.E., N13914,
Co-Author(s): Riddhima Deshpande

[FP2448] - Successful Treatment Of Simultaneous Inflammatory Disc Edema And Central Serous Chorioretinopathy.
Chief & Presenting Author: Kusumanjali Nakkina, K23225,
Co-Author(s): G. V. N. Rama Kumar

[FP2584] - A Rare Case: Autoimmune Etiology Of Bilateral Posterior Uveitis
Chief & Presenting Author: Dr Ramesh Nadumani, N28344,
Co-Author(s): Parasappa Bandrakallli, Lakshmi Priya Mudireddy

[FP2696] - Old Is Gold
Chief & Presenting Author: Kapil Barange, B13142

[FP2710] - A Presentation Of Chronic Bilateral Anterior Uveitis Its Sequelae, Post Multiple Zolidronic Acid

Chief Author: Shachi Shetty, Presenting Author: Himanshu Shekhar Singh, S21572, Co-Author(s): Jonaki Roy

[FP2739] - Role Of Multimodal Imaging In The Management Of Acute Zonal Occult Outer Retinopathy
Chief & Presenting Author: Gazal Patnaik, P18593,
Co-Author(s): Jyotirmay Biswas, PARTH MEHTA

[FP2759] - Revolutionizing Ocular Tuberculosis Treatment:cots Calculator Optimization For Improved Outcomes

Chief & Presenting Author: Gazal Patnaik, P18593,
Co-Author(s): Jyotirmay Biswas, Rupesh Agrawal, Vishali Gupta

[FP2913] - Trend Analysis Of Tpha Positive Patients At A Tertiary Eyecare Centre In South India
Chief & Presenting Author: Hari Bhadari Anand, A26696,
Co-Author(s): S. Bala Murugan

[FP3086] - Rare Case Of Choroidal Melanoma Treated With Plaque Brachytherapy
Chief & Presenting Author: Ashish Gupta, G24959,
Co-Author(s): Annaji Kota

Vitreous Retinal Diseases

[FP6] - Tracking The Ufo: A Study On Sd-Oct Parameters Of Early Hydroxychloroquine Maculopathy
Chief & Presenting Author: Subhjit Chakraborty, C24372

[FP96] - Retinitis Pigmentosa With Bilateral Ectopia Lentis With Starburst Appearance Of The Hanging Lens
Chief & Presenting Author: Ishan Tilak, T26934, Co-Author(s): Dhruval Khurana, K. Srikanth

[FP134] - Human Amniotic Membrane Graft For Complicated Retinal Surgeries
Chief & Presenting Author: SUBHASREE DUTTA, S24326,
Co-Author(s): Kelkar Aditya Shreekanth

[FP150] - Visual Cycle Modulators In The Treatment Of Geographic Atrophy (Ga) – A Review
Chief & Presenting Author: Manjula K, K16920

[FP205] - Fulminant Post Intra-Vitreous Anti-Vegf Endophthalmitis Presenting As Frosted Branch Angitis
Chief & Presenting Author: Abhishek Kumar Tripathi, T22050, Co-Author(s): Suganeswari Ganesan

[FP215] - Trouble Differentiating Optic Disc Drusen From Disc Edema? Oct Comes To The Rescue!
Chief & Presenting Author: Ritika Aggarwal, R21032,
Co-Author(s): Shashi Nath Jha, Anita Ganger, Anil Solanki

[FP271] - A Case Of Endogenous Endophthalmitis Caused By Escherichia Coli Septicemia
Chief & Presenting Author: Sugandha Goel, G17815

[FP345] - A Hole In One And Whole In Another
Chief & Presenting Author: Gauri Khare, G17436,
Co-Author(s): Shweta Singh, Obuli N. Ramachandran, Chitralekha De

[FP399] - Fundus Autofluorescence In Patients Of Retinal Dystrophy





Chief & Presenting Author: Ajay Purohit, P20125,
Co-Author(s): Purohit Ratan Kumar, Gauree Gattani

[FP440] - Lets Go Retro: The Beautiful World Of Retro Modal Images

Chief & Presenting Author: Gauree Gattani, G19713,
Co-Author(s): Ajay Purohit

[FP455] - Clinical Profile Of Patients With Coat's Disease At A Tertiary Eye Care Center

Chief & Presenting Author: SUBHASREE DUTTA, S24326,
Co-Author(s): Mounika Bolisetty, Akshay Kothari, Kelkar Aditya Shreekant

[FP458] - Vogt-Koyanagi-Harada Syndrome In An Eight Year Old Child- A Case Report.

Chief & Presenting Author: Rushita Desai, R20851

[FP479] - A Case Of Unilateral Secondary Optic Atrophy – Rare Presentation Of Intracranial Meningioma.

Chief & Presenting Author: Spoorti Kelagar, S27737,
Co-Author(s): Farhat Fatima

[FP504] - Retinoblastoma Detected During Telescreening For Retinopathy Of Prematurity

Chief & Presenting Author: Kushal Umeshbhai Agrawal, A16914, **Co-Author(s):** Prema K.V. Subramaniam, Parag K. Shah

[FP511] - Bilateral Acute Retinal Necrosis In Myelodysplastic Syndrome

Chief & Presenting Author: Rakhi P Dcruz, R20600

[FP521] - Possible Sars Cov2 Related Cmv Retinitis In A Young Immunocompetent Patient

Chief & Presenting Author: Veer Singh, S18621, **Co-Author(s):** Preetam Singh, Arjan Singh, Shubhneek Kaur Dhillion Utaal

[FP531] - The Incidence Of Retinopathy Of Prematurity In A Tertiary Care Hospital In Northern Maharashtra

Chief & Presenting Author: Parnika Walad, P27962

[FP615] - One Shot Dexamethasone Implant For Cystoid Macular Edema In Case Of Gyrate Atrophy: A Case Report

Chief & Presenting Author: Jaydeep Walinjar, W12020

[FP617] - An Eagle Eye - Fundus

Chief & Presenting Author: Kiruba Rajagopal, K28108, **Co-Author(s):** Rohini Krishnan, Sivakalai Ramakrishnan, K. Rajasekar

[FP618] - A Rare Case Of Ocular Manifestations In A Patient Of Evans Syndrome

Chief Author: Pankaj Baruah, **Presenting Author:** Neinunmoi Lunkim, N28055, **Co-Author(s):** Rima Kachary, Ipsita Das, Semim Sultana

[FP620] - An Interesting Case Of Macular Telangiectasia Type 2

Chief & Presenting Author: Maxwell Silva, S27587, **Co-Author(s):** Shailendra Savaleram Deshmukh

[FP643] - A Case Of Post Head Injury Purtschers Retinopathy

Chief & Presenting Author: Shruti Chatse, S28074, **Co-Author(s):** Ranjana Pande, Vrushali Athavale

[FP706] - Flourished Flower In The Fluorescence: Darkness Cannot Beat The Light Of Motherhood

Chief & Presenting Author: Dipanjana Das, D21221, **Co-Author(s):** Rawat Rashmi

[FP738] - "the Pull Of The Sun" - Solitary Retinal Hemangioblastoma And It's Management: A Case Report

Chief & Presenting Author: Shruti Nair, S26362, **Co-Author(s):** Amit Kumar Deb, SHREYAST S

[FP755] - Ocular Odyssey:illuminating The Retinal Aspects Of Pseudoxanthoma Elasticum.

Chief & Presenting Author: Mahesh Gangana Boina, B27792, **Co-Author(s):** Moukthika Kondapalli

[FP769] - Pagenax- A Fortress In Pigment Epithelial Detachment!

Chief & Presenting Author: Anamika Nath, A21556, **Co-Author(s):** Manavi Deokrishna Sindal

[FP779] - Chronic Central Serous Chorioretinopathy Following A Single Episode Of Angioedema

Chief & Presenting Author: Anuradha, A19650, **Co-Author(s):** Vikas Sharma

[FP796] - Assessment Of Outcome Of Intravitreal Ranibizumab Injection In Babies Of Rop

Chief & Presenting Author: Amrita Dey, A23943

[FP816] - Effectiveness Of Inj Ranibizumab Biosimilar In Aggressive Posterior Retinopathy Of Prematurity

Chief & Presenting Author: Mousree Gayen, M25019, **Co-Author(s):** Sneha Jain, Nisha Bura

[FP869] - A Case Report On Retinal Toxicity From Ectoparasiticide Exposure Or Coincidental??

Chief & Presenting Author: Devi Sindhuja Shantha Kumar, D28022, **Co-Author(s):** Chaitra M C

[FP870] - Treatment Of Retinal Arterial Macroaneurysm With Diode Laser - A Case Report

Chief & Presenting Author: Aishwarya pallam, A28085, **Co-Author(s):** Pandurang Jadhav, Sikander Ali Khan Lodhi

[FP873] - Effect Of So Tamponade On Central Macular Thickness (Cmt) And Sub Foveal Choroidal Thickness (Sft)

Chief & Presenting Author: Meena Chakrabarti, C06675, **Co-Author(s):** Keya Chakrabarti

[FP875] - Twenty-Year Follow-Up For Scleral Buckling





Chief & Presenting Author: Meena Chakrabarti, C06675,
Co-Author(s): Keya Chakrabarti

[FP894] - Clinical Characteristics Of Morning Glory Disc Anomaly In South India.

Chief & Presenting Author: Hema Mer, H21734, Co-Author(s):
Ashish Ahuja

[FP904] - Rare Case Of Optic Disc Pit Coeval With Choroidal Coloboma

Chief & Presenting Author: Sanjana Perigela, S27757,
Co-Author(s): Prudhvi Venkateswarlu

[FP917] - Flecked Retina- Are These Flecks To Be Looked Out For?

Chief & Presenting Author: Pratheek Muppirishetti, M27197, Co-Author(s): Mithun Thulasidas, Shruti Mohan, Siddharth Sane

[FP922] - Safety And Efficacy Of Simultaneous Suprachoroidal Triamcinolone And Intravitreal Anti Vegf In Crvo

Chief & Presenting Author: Charu Prasad, C26606,
Co-Author(s): Hare Ram Prasad, Prof Prasanta Kumar Nanda, Rajesh Sahay

[FP927] - Hypermetropia Masquerading Myopic Fundus

Chief & Presenting Author: Priyansh Agarwal, A27712,
Co-Author(s): Mahfooz Alam

[FP937] - Bilateral Posterior Polar Annular Choroidal Dystrophy

Chief & Presenting Author: Veeralakshmanan Shanmugam, S27468, Co-Author(s): Hannah Shiny Rubsingh, R. Rinita, Arsha Ressel.S.A

[FP1007] - Unilateral Non-Responsive Aggressive Retinopathy Of Prematurity(Arop) After Intravitreal Ranibizumab

Chief & Presenting Author: Somya Kumari, S22340,
Co-Author(s): Parijat Chandra, ADWITIYA BISWAS

[FP1016] - Ozurdex: The Messiah

Chief Author: Neha Hemendra Shah, **Presenting Author:** Dudani Ajay Indur, D06387, Co-Author(s): Neha Hemendra Shah, Dudani Ajay Indur

[FP1029] - Unique Presentation Of Bilateral Tubercular Retinal Vasculitis

Chief & Presenting Author: Jameel Hussain Mohd, M27939,
Co-Author(s): Rajalingam Vairagyam

[FP1070] - Intravitreal Brolicizumab For Treatment Naive Diabetic Macular Oedema: A Case Series

Chief & Presenting Author: Sagarika Majumder, S24393,
Co-Author(s): Subhankar Home

[FP1092] - Central Macular Thickness Post Iol Surgery In Nondiabetics Vs Diabetics With And Without Dr

Chief & Presenting Author: Swanand Pradhan, P27753,
Co-Author(s): Syed Mohideen Abdul Khadar, Shivkumar Chandrashekharan

[FP1109] - Retinal Vascular Occlusion Secondary To Retrobulbar Injection: Case Report

Chief & Presenting Author: Sagarika Majumder, S24393,
Co-Author(s): Subhankar Home

[FP1119] - A Complex Vitreous Hemorrhage Case: Idiopathic Vasculitis Or Trauma With Macular Hole.

Chief Author: Praveen Kumar, **Presenting Author:** Syed Faraaz Hussain, H15908, Co-Author(s): Ishan Pasricha, Venya Sharma, Shubhangi Mahesh

[FP1123] - Diagnostic Dilemma-A Case Report On Vogt Koyanagi Harada Disease

Chief Author: Praveen Kumar, **Presenting Author:** Varshav Gore, G13198, Co-Author(s): Shubhangi Mahesh, Ishan Pasricha, Venya Sharma

[FP1140] - Stand Out In Rarity

Chief & Presenting Author: Mahalakshmi Anbazhagan, M28225, Co-Author(s): Mohan K., M.R.Chitra

[FP1175] - Rare Case Report Of Torpedo Maculopathy With Bilateral Familial Fleck Retina

Chief & Presenting Author: Kanchan Singh, K19804,
Co-Author(s): Monika Kapoor, Mahesh Kumar, Priyanshi Awasthi

[FP1209] - Retinopathy Of Prematurity: Occurrence Of Rop In Babies With Low Risk Factor.

Chief & Presenting Author: Pooja Sajjan, P28150,
Co-Author(s): Priti Kapadia Gupta

[FP1241] - The Efficacy Of Topical Dorzolamide In Cystoid Macular Edema In Patients Of Retinitis Pigmentosa.

Chief & Presenting Author: Rajneel Bhattacharjee, B23857,
Co-Author(s): Namrata Shree

[FP1244] - Early Vs Late Silicone Oil Removal In Fresh Rhegmatogenous Retinal Detachment: A Comparative Analysis

Chief & Presenting Author: Dipanjana Das, D21221,
Co-Author(s): Shalini Singh, Manisha Agarwal, Isha Agarwal

[FP1266] - "a Tract In The Retina?"

Chief & Presenting Author: Sriraj Alapati, A26501,
Co-Author(s): Sangeetha Jeganathan, Teena Mariet Mendonca, Gladys Rodrigues

[FP1274] - Nodular Posterior Scleritis - The Great Masquerader

Chief & Presenting Author: Anubhav Upadhyay, U22049,
Co-Author(s): Karthik Kumar, Piyush Kohli, K. Naresh Babu

[FP1277] - Von Hippel-Lindau (Vhl) Syndrome: A Rare Case Report





Chief & Presenting Author: Vindya K.M, V28276,
Co-Author(s): Sandhya Dharwadkar

[FP1296] - Ocular Toxoplasmosis -A Rare Case Scenario.

Chief & Presenting Author: Neha Modani, N28247,
Co-Author(s): Prachi Bakare, Rupali Amale

[FP1297] - A Case Of Polypoidal Choroidal Vasculopathy In Familial Druscens Managed With Inj. Anti Vegf.

Chief & Presenting Author: Priyadarshi Gupta, G23093,
Co-Author(s): Ekta Shaw, Bhumika Sharma, Ketaki Rajurkar

[FP1299] - A Case Report On Retinal Capillary Hemangioma

Chief & Presenting Author: Preeti Karn, P27344,
Co-Author(s): Asim Kumar Ghosh

[FP1361] - A Case Series Of Febrile Retinitis In Western Odisha.

Chief & Presenting Author: Nabatika Mohanty, N27095,
Co-Author(s): Payal Mukherji, Adyasha Dash, Chitaranjan Mishra

[FP1362] - A Rare Case Of Combined Central Retinal Artery And Vein Occlusion

Chief & Presenting Author: Sumati Lingayya Gouri, S27743,
Co-Author(s): Farhat Fatima

[FP1396] - I Know What Happened Twenty Years Ago- Never Forget This Entity!

Chief Author: Vivek Wani, **Presenting Author:** Chaitra C Shekar, C28040, Co-Author(s): Shivanand Bubanale, Vatsala Prasad, Deepashri Mutalik

[FP1411] - Rupture Of Retinal Artery Macroaneurysm Following Thrombolysis Leading To Intraocular Haemorrhage

Chief & Presenting Author: B. Vaduvakrishnan, V28146,
Co-Author(s): Aalathi Rajan, Janie Salor

[FP1412] - Bilateral Proptosis In A Case Of Unilateral Posterior Segment Coloboma

Chief & Presenting Author: Veeralakshmanan Shanmugam, S27468, Co-Author(s): Reghupathy Jeyanthi, Arsha Ressel.S.A, R. Rinita

[FP1476] - Modified Foveola Sparing Inverse Flap Technique For Lamellar Macular Holes – A Retrospective Series

Chief Author: Jayant Kumar, **Presenting Author:** Shivam Madan, M25233, Co-Author(s): Nitesh Kumar Singh, Anjalika Shekhar, Smruti Savale

[FP1488] - Prevalence Of Retinopathy Of Prematurity In South Gujarat

Chief & Presenting Author: Kavin Shroff, S24415,
Co-Author(s): Uday Ranchhoddas Gajiwala

[FP1498] - A Perplexing Case Of Multiple Evanescent Neurosensory Detachment In A Young Male.

Chief & Presenting Author: Shilpa Sabu, S22371,
Co-Author(s): Mohit Dogra

[FP1504] - Punctate Inner Choroidopathy(Pic)-Like Retinopathy In Inverse Retinitis Pigmentosa (Rp)

Chief & Presenting Author: Snehal Nimje, S26524,
Co-Author(s): Rupak Roy

[FP1529] - Study On Short Term Changes Of IOP & Opp After Intravitreal Injection Of Bevacizumab Or Ranibizumab

Chief Author: Kavitha K, **Presenting Author:** ANUSHA Rajendran, A27838, Co-Author(s): Sandhya Vijayakumar, Thasneem Suraiya

[FP1544] - Morning Glory Disc Anomaly: A Case Report

Chief & Presenting Author: Poorva Shrivastava, P21163,
Co-Author(s): Ganesh Pillay

[FP1568] - Title- Case Report On A Rare Case Of Retinitis Pigmentosa In Siblings.

Chief & Presenting Author: Vinod Dhut, D28262,
Co-Author(s): Hemali Pravin Kanabar, Vaishali Lalit Une

[FP1569] - Retinal Hemorrhage And Vitreous Haemorrhage Following Intravitreal Brilucizumab - A Case

Chief & Presenting Author: Gitumoni Sharma, S12413,
Co-Author(s): Sagarmoy Purkayastha

[FP1597] - Enhancing Vision Restoration: Laser-Assisted Scleral Fixated Intraocular Lens Implantation

Chief & Presenting Author: SHAIK MOHAMMED ARIF MANSOOR, M27769, Co-Author(s): Choudhury Hirendra Kumar, Haimanti Choudhury, Himadri Choudhury

[FP1614] - A Case Of Accidental Retinal Burn While Using 1064 Nm Q-Switched Cosmetic Nd -Yag Laser.

Chief & Presenting Author: Kanchan Singh, K19804,
Co-Author(s): Mitali Jhamb, Priyanshi Awasthi, Anjali Singh

[FP1635] - The Wanderer: Intraorbital Migration Of A Posterior Intraocular Foreign Body

Chief & Presenting Author: Shubhra Sweta, S27350,
Co-Author(s): Ravi Shankar H.N., Pradeep Sagar, Pradeep B Channaveerappanavar

[FP1666] - Drop The Blood Pressure But Not Diastolic Blood Pressure

Chief & Presenting Author: Abhinav Talwar, T28258,
Co-Author(s): Vidhya Devi Ramasamy

[FP1728] - Retinopathy As An Indicator Of Silent Brain Infarction In Asymptomatic Hypertensive Subjects





Chief & Presenting Author: KRISHNAPRIYA J KAIMAL, K27847, Co-Author(s): Nilanjan Kaushik Thakur, Ruma Das

[FP1775] - Enhanced S-Cone Syndrome (Escs) -“ Too Much Of S Cones Are Not Good For Eyes”

Chief & Presenting Author: Chitra N, C28216, Co-Author(s): Rohini Krishnan, Sivakalai Ramakrishnan, K. Rajasekar

[FP1805] - Macular Hole In A Case Of Anterior Uveitis:an Insignificant Coincidence Or An Underreported Occurence

Chief & Presenting Author: Akanksha Pandit, A28313

[FP1824] - Pupil Size Changes Post Pan Retinal Photocoagulation (Prp)

Chief & Presenting Author: Amit Nene, N16025, Co-Author(s): Smitesh K. Shah, Pushpanjali Ramteke, Pratik Shenoy

[FP1826] - Pneumatic Displacement Of Sub Macular Haemorrhage: Real World Experience

Chief & Presenting Author: Aditya Maitray, M20159, Co-Author(s): Anand Rajendran, Gayathri Nithianandam, Siva Raman G

[FP1833] - Management Of Retinal Redetachment Post Scleral Buckling Surgery

Chief & Presenting Author: Hemalatha B.C., H09468

[FP1837] - Retinal Microvasculature Pre And Post Yag Capsulotomy

Chief & Presenting Author: Amit Nene, N16025, Co-Author(s): Pushpanjali Ramteke, Pratik Shenoy, Godbole Anushri Prakash

[FP1858] - Case Report Of Retinitis And Vasculitis With Coat's Like Reaction - A Diagnostic Dilemma

Chief & Presenting Author: Sunanda Kumari, S27037, Co-Author(s): Priyavrat Bhatia, Somya Dulani

[FP1874] - Efficacy & Safety Of Brolucizumab 6.0 Mg Versus 3.6 Mg In Diabetic Macular Edema

Chief & Presenting Author: Pradeep Kumar, K12927, Co-Author(s): Raji K, Dr Avadhesh Oli, Sanjay Kumar Mishra

[FP1894] - Efficacy & Safety Of Ozurdex Implant Versus Triamcinolone 2 Mg At The End Of Pars Plana Vitrectomy

Chief & Presenting Author: Pradeep Kumar, K12927, Co-Author(s): Prof () Col Shashi Prabha Prasad, Santosh Kumar, Ashok Kumar

[FP1897] - Outcome Of Vitreomacular Traction In Different Clinical Scenarios

Chief & Presenting Author: Swarnim, S23678, Co-Author(s): Subodh Singh

[FP1909] - Unilateral Eales Disease In A Young Male: A Case Report

Chief & Presenting Author: Akanksha Bhale, A27515, Co-Author(s): K. Suresh, Subitha I

[FP1928] - Clinical Spectrum Of Typhoid Retinitis Cases - An Experience From Tertiary Care Centre,mysore.

Chief & Presenting Author: Nikita Bayanagari, N28325, Co-Author(s): Shubhratha S. Hegde, Sandhya Dharwadkar

[FP1941] - Hermansky-Pudlak Syndrome-Fundus -A Pandora's Box

Chief & Presenting Author: Abisha Sharan Magdelene, A28250

[FP1949] - Single Trocar For Multiple Intravitreal Injections

Chief & Presenting Author: Pradeep Kumar, K12927, Co-Author(s): Supriya Dhar, Mrinalini Singh, Sanskrita Sinha

[FP1963] - Title: Case Report Of Traumatic Subhyaloid Hemorrhage And Its Management

Chief & Presenting Author: Madhu Bagali, M28272, Co-Author(s): Akshata Kariyannavar, Sandhya Dharwadkar, C.N. Madhusudhan

[FP1980] - Post Nd Yag Hyaloidotomy Clinical Outcomes In Patients With Sub Hyaloid Haemorrhage.

Chief & Presenting Author: Apurva Prabhudesai, A27010, Co-Author(s): Prabhudesai Nitin Govind

[FP2012] - Pachy-Vessel: A Potential Risk Factor For Choroidal Neo-Vascularisation?

Chief & Presenting Author: Keshavi Shah, K21252, Co-Author(s): Parth Rana, Bakulesh Khamar, Kushal Delhiwala

[FP2013] - Retinopathy Of Prematurity: A Race Against Time.

Chief Author: Vinay Dastikop, **Presenting Author:** Ishan Goyal, G28086, Co-Author(s): Tanu Bhanot, Sandeep Patil, Vivek Wani

[FP2026] - All That Glitters Is Not Good!

Chief & Presenting Author: Dharshini Anushya, D28293

[FP2027] - Is Sub Retinal Fluid(Srf) Draining Necessary In Chronic Srf With Tractional Retinal Detachment

Chief & Presenting Author: Debarati Dasgupta, D23749

[FP2037] - Bilateral Morning Glory Syndrome With Retinal Detachment With Unilateral Cataract With Nystagmus

Chief & Presenting Author: Vanaja Jain, V25893, Co-Author(s): Shorya Vardhan Azad, Ananya Jayanand Kagainalkar

[FP2040] - Managing A Case Of Exposed 3 Piece Scleral Fixating Intraocular Lens (Sfio) Haptic
Chief & Presenting Author: Debarati Dasgupta, D23749





[FP2058] - Assessment Of Subjective Visual Experiences During Vitreo-Retinal Surgery In Uveitic Eyes

Chief & Presenting Author: Sunil Kumar K, K26424,
Co-Author(s): Monalisa Saha, S. Bala Murugan

[FP2068] - A Case Report Of Adult Onset Vitelliform Macular Dystrophy

Chief & Presenting Author: Shivangi Singh, S23821,
Co-Author(s): Vinod Kumar Singh, Maurya R. P., S.P. Singh

[FP2085] - Role Of Fundus Autofluorescence (Faf) In The Management Of Sub Macular Hemorrhage (Smh)

Chief & Presenting Author: Aishwarya Joshi, A22507,
Co-Author(s): Jay Kumar Chhablani, Naresh Kumar Yadav, Ramesh Venkatesh

[FP2112] - "unveiling The Enigma: Combine Hamartoma Of Rpe And Retina - A Rare Ocular Entity"

Chief & Presenting Author: Pranali Siddharth Ukey, P28248,
Co-Author(s): Murtaza Hussain, rajesh joshi

[FP2127] - Rare Complications Of Scleral Buckling – Two Interesting Case Report

Chief Author: Hemalatha B.C., Presenting Author: Madhuri P, M26517, Co-Author(s): B.N. Viswanath, Shilpa Yeliyur Devegowda

[FP2163] - Screening Of Premature Infant Of Retinopathy Of Prematurity In A Tertiary Care Centre Of Prayagraj

Chief & Presenting Author: Aparajita Chaudhary, C18648,
Co-Author(s): Kriti Bhatt

[FP2179] - Bilateral Exudative Retinal Detachment Following Post-Partum Acute Kidney Injury(Aki)

Chief & Presenting Author: Satyaki Mondal, M28336

[FP2192] - Pneumatic Retinopexy As First Line Management For Rhegmatogenous Rd- A Case Report

Chief & Presenting Author: Archana Dhandapani, A26561,
Co-Author(s): Subitha I, K. Suresh, Saravanan R.

[FP2193] - Vogt-Koyanagi-Harada Disease Recurred After 10 Days Of Initial Pulse Steroid Therapy .

Chief & Presenting Author: Harshit Bansal, B27855,
Co-Author(s): Sakshi Lochab, Ankur Sharma, Manisha Nada

[FP2215] - The Giant Retinal Tear - The Road Not Taken

Chief & Presenting Author: Nivetha Vijayaraj, N28358

[FP2226] - Extensive Peripapillary And Macular Myopic Choroidal Cavitations In Young Myopic Eye

Chief & Presenting Author: Priyanka Gandhi, P24734,
Co-Author(s): Ayushi Choudhary, Nagesha Chokkahalli Krishnappa

[FP2233] - Possible Combined Dye And Photo-Toxicity In Two Cases Following Epiretinal Membrane Removal Surgery

Chief & Presenting Author: Nikita Gupta, N21344,
Co-Author(s): Obuli N. Ramachandran, Kiri Hardikkumar Kherajbhai, Dinesh Talwar

[FP2246] - Diagnosis And Management Of Retinal Vasculitis Following An Uneventful Retinal Detachment Surgery

Chief & Presenting Author: Jonaki Roy, R11781, Co-Author(s): Subhankarsri Paul, Abhijit Chattopadhyay

[FP2271] - Synchrony Scintillans In Ac - A Rare Presentation

Chief & Presenting Author: Afeefa Akhter, A27518,
Co-Author(s): Atika Javed Siddiqui

[FP2275] - Stargardt's Disease Associated Retinitis Pigmentosa-Different Phenotypic Presentations In Same Family

Chief Author: Vinay Dastikop, Presenting Author: Gouri Deshpande, G28252, Co-Author(s): Ishan Goyal, Neela H, Sandeep Patil

[FP2320] - Comparison Between Silicone Oil And Gas In Retinal Detachment Surgery For Tamponade

Chief & Presenting Author: Utkarsh Dwivedi, D26268,
Co-Author(s): Shivpriya Gupta

[FP2324] - A Rare Case Of Familial Exudative Vitreoretinopathy In A Child.

Chief & Presenting Author: Chander Prabha, C27740,
Co-Author(s): Sakshi Lochab, Manisha Nada, Jitender Kumar

[FP2345] - Recognising The Best! To Report A Case Of Late Onset Best Vitelliform Macular Dystrophy

Chief & Presenting Author: Varsha Ummareddy, V28122,
Co-Author(s): Karthika Nemarugommula

[FP2387] - Mastering The Unforeseen: Surgical Odyssey Of Complex Case Of Rrd With Formidable Ciliary Staphyloma

Chief Author: Syed Mohideen Abdul Khadar, Presenting Author: Swanand Pradhan, P27753,
Co-Author(s): Akruati Gunderia

[FP2397] - Clinical Profile And Visual Outcome In Case Of Infectious Endophthalmitis.

Chief & Presenting Author: Riddhi Shah, R27323,
Co-Author(s): Mehul Shah, Shreya Shah

[FP2416] - Visual Outcomes Following Management Of Traumatic Nucleus Drop

Chief & Presenting Author: Eram Tandel, E27554,
Co-Author(s): Mehul Shah, Shreya Shah

[FP2434] - Management Of Secondary Macular Hole Post Vitreo-Retinal Surgeries.





Chief & Presenting Author: Meri Debbarma, M21225,
Co-Author(s): Chitaranjan Mishra, K. Naresh Babu

[FP2454] - Familial Presentation Of Von Hippel Lindau Syndrome With Involvement Of Cns

Chief & Presenting Author: Eram Tandel, E27554,
Co-Author(s): Mehul Shah, Shreya Shah

[FP2459] - Off-Label Intravitreal Brolucizumab In Peripapillary Inflammatory Choroidal Neovascular Membrane.

Chief & Presenting Author: Ruchir Tewari, T16586

[FP2462] - Case Presentation On Retinoschisis With Retinal Detachment .

Chief & Presenting Author: Dolly Dhanuka, D24054,
Co-Author(s): Mehul Shah, Shreya Shah

[FP2492] - Endogenous Endophthalmitis Due To Indwelling Catheter In Ckd Patient -A Case Report

Chief Author: Vinothini V, **Presenting Author:** Saravanan Jothi, S16202

[FP2499] - Eales Disease A Rare Presentation

Chief & Presenting Author: Dolly Dhanuka, D24054,
Co-Author(s): Shreya Shah, Mehul Shah

[FP2511] - A Stitch In Time Saves Nine

Chief & Presenting Author: Manali Deosthali, M26724,
Co-Author(s): Abhijeet Patil, Agarwal Manojkumar, Purva Valvekar-Date

[FP2534] - Sun Gazer Beware !!!

Chief & Presenting Author: Veeralakshmanan Shanmugam, S27468,
Co-Author(s): Arsha Ressel.S.A, Reghupathy Jeyanthi, Anis Stephy Augusta Morris

[FP2581] - Multimodal Imaging Guided Management Of Retinal Arterial Macroaneurysm

Chief & Presenting Author: Priyanka Dhande, P24524,
Co-Author(s): G. V. N. Rama Kumar

[FP2582] - Comparative Study Of Clinical Profile And Visual Outcome In Infectious Endophthalmitis

Chief & Presenting Author: Riddhi Shah, R27323,
Co-Author(s): Deepak Tiwari, Mehul Shah, Shreya Shah

[FP2583] - Topical Interferon As A Treatment For Macular Edema: a Tertiary Care Centre Study Of Northern India

Chief & Presenting Author: Apurva Bagla, A28294,
Co-Author(s): Santosh I Kumar, Arti Singh, Kshama Dwivedi

[FP2683] - Retinal Detachment In Association With Pre Eclampsia, Eclampsia And Hellp Syndrome

Chief & Presenting Author: KRISHNAPRIYA J KAIMAL, K27847,
Co-Author(s): Tanveer Ahmed, Ruma Das

[FP2691] - An Abominable Case Of Ocular Tuberculosis

Chief & Presenting Author: anu sehrawat, A26051

[FP2706] - A Case Of Outer Retinal Rip In Diabetic Macular Edema

Chief & Presenting Author: Rajeev Priyadarshi, P21731,
Co-Author(s): Bhaskar Ghosh, Krishnendu Nandi

[FP2720] - An Atypical Case Of Optic Nerve Melanocytoma

Chief & Presenting Author: Vineetha Vijayan, V20484

[FP2754] - Correlation Of Membrane Pattern In Eyes With Cnvm On Oct-A With Oct Findings.

Chief & Presenting Author: Swaathi Krishnamurthy, S26826,
Co-Author(s): S. Sivaranjani, S. Bala Murugan

[FP2770] - Eales Disease

Chief & Presenting Author: Siddharth Khanna, K26586

[FP2793] -“through The Lens: A Closer Look At Optic Disc Drusen And Retinitis Pigmentosa”

Chief & Presenting Author: Apurva Sthapak, A22854

[FP2794] - Correlating Octa Parameters In Exudative Age Related Macular Degeneration With Serum Vegf A Levels

Chief & Presenting Author: Punita Kumari Sodhi, S06682,
Co-Author(s): Avilasha Mohapatra, Divya D, Akanksha Gautam

[FP2813] - The Marvelous Effect Of Intravenous Methylprednisolone In A Case Crao: A Case Report

Chief & Presenting Author: Raveesh Bindal, B26447,
Co-Author(s): Indranil Saha

[FP2832] - Non-Invasive Ventilation(N.i.v.) Associated Valsalva Retinopathy

Chief & Presenting Author: Aahan Shah, S26790,
Co-Author(s): Shruti Nair, SHREYAS T S

[FP2848] - Spectrum Of Posterior Segment Manifestations Of Ocular Cysticercosis And Its Management.

Chief & Presenting Author: Priyadarshi Gupta, G23093,
Co-Author(s): Ketaki Rajurkar, Bhumiika Sharma, Thakar Meenakshi

[FP2855] - Reducing The Carbon Footprint Of Retinal Surgery Through Sustainable Practices

Chief & Presenting Author: Dhanashree Ratra, D07093,
Co-Author(s): Nitanshu Garg, Arjun Bamel, Raunaq Khanna

[FP2871] - Evaluation Of Octa Based Parameters In Full Thickness Macular Holes

Chief & Presenting Author: Sudeshna Saha, S25737,
Co-Author(s): Kalishankar Das, Asim Kumar Ghosh, Purban Ganguly

[FP2873] - An Interesting Case Report Of Vkh Syndrome

Chief & Presenting Author: Ancy R.S., A22524, **Co-Author(s):** Sarath Ravi, Susheela B. Nair

[FP2887] - Pigmented Paravenous Retinochoroidal Atrophy With Full Thickness Macular Hole





Chief & Presenting Author: Naila Aftab, N23934,
Co-Author(s): Sitesh Vats, Amit Raj, Bhawesh Saha

[FP2908] - Association Between Drill And Visual Acuity, Post Diabetic Vitrectomy

Chief & Presenting Author: Hannah Shiny Rubsingh, H22321, Co-Author(s): Samuel Moses Bejan Singh, Rooshitha B. Singh, Sanjana Bejan Singh

[FP2929] - Visual Challenge: Angioid Streaks & Cnvm In Pxe

Chief & Presenting Author: Apurva Sthapak, A22854

[FP2938] - Mixed Retinopathy: A Unique Presentation

Chief & Presenting Author: Snehal Nimje, S26524, Co-Author(s): Pushkar Dhir

[FP3026] - Vascular Occlusion In Young Adults

Chief & Presenting Author: Kshitij Raizada, R21801

[FP3036] - Insight From The Retina- A Reflection Of The Comprehensive Health

Chief & Presenting Author: Lita Pragnya, L22999, Co-Author(s): Akshat Kothari

[FP3055] - Trend Analysis Of Pcr Testing At A Tertiary Eyecare Centre In South India

Chief & Presenting Author: Hari Bhadari Anand, A26696, Co-Author(s): S. Bala Murugan

[FP3071] - Endogenous Endophthalmitis- Mimickers And Clinical Approach To Solve The Enigma

Chief & Presenting Author: Jyoti Kumari, J25166, Co-Author(s): Anup Kelgaonkar

[FP3074] - Concurrent Central Serous Chorioretinopathy With Pigment Dispersion Syndrome

Chief & Presenting Author: Naila Aftab, N23934, Co-Author(s): Bhawesh Saha, Ravi Kumar, Amit Kumar

[FP3103] - Fundus Case Of Choroidal Rupture Within Macula After Blunt Trauma In Young Female.

Chief & Presenting Author: Chander Prabha, C27740, Co-Author(s): Manish Kumar, Manisha Nada, Jitender Kumar

[FP3121] - A Case Of Aplastic Anaemia With Sudden Loss Of Vision – A Case Report

Chief & Presenting Author: Subitha I, S26342, Co-Author(s): Kannan Muthuswamy, Akanksha Bhale

[FP3145] - An Unusual Presentation Of Retinochoroidal Inflammation

Chief & Presenting Author: Lohith Rambarki, R18973, Co-Author(s): Divya Pradhana, Palimar Vasudeva, C. V. Gopala Raju

[FP3155] - Subretinal Bleed With Cnvm In Diabetic Retinopathy

Chief & Presenting Author: Lohith Rambarki, R18973, Co-Author(s): Divya Pradhana, Palimar Vasudeva, C. V. Gopala Raju





KIOSK - Videos

Anterior Segment

[VT4] - Red Flags In Manual Small Incision Cataract Surgery With Pre-Mature Entry & Lessons Learned
Chief & Presenting Author: Shalini Kumari, S11779,
Co-Author(s): Shalini Kumari

[VT18] - Spinning The Web
Chief & Presenting Author: Manisha Agarwal, A07736

[VT22] - A Shaky Head With A Stable Surgeon
Chief Author: Harikrishnan Vannadil, Presenting
Author: DHAMUKA SANNIDHI,

MEM20221394, Co-Author(s): Harikrishnan Vannadil

[VT23] - Coloboma Challenge: different Options
Chief & Presenting Author: Arup Bhaumik, B08359,
Co-Author(s): Ayan Mohanta,

Santanu Mitra

[VT33] - A Large Intraoperative Zonular Dialysis During Iol Implantation - Managed Chief & Presenting Author: Diptesh Das, D16399

[VT38] - The Istent Videocassette Pedagogy - An Innovative Guide For Migs Management (Like Never Before...!)

Chief & Presenting Author: Prasanna Venkatesh Ramesh, R19173, Co-Author(s): Pavithra Pannerselvam, Anugraha Balamurugan, Shruthy Vaishali Ramesh

[VT46] - Novel Draw Back Technique Of Sfiol Through Hoffman Pockets With A Novel Iol: Mastering Adversity!

Chief & Presenting Author: Sudeep Das, S06581,
Co-Author(s): Saguna K.M., Mohammed Sayee Timiri Saqhy, Maneck Nicholson

[VT47] - Suture-Less Jigsaw Puzzle Repositioning Of Traumatically Dislocated Lasik Flap Chief & Presenting Author: Lipi Mittal, L25624, Co-Author(s): Mayank Sharma

[VT48] - Killing Three Birds With One Stone: Managing Aphakia And Aniridia With No Capsular Support

Chief & Presenting Author: Saumendra Nath Ghose, G11293

[VT52] - Role Of Amniotic Membrane Transplantation In Acute Ocular Manifestations In Steven Johnson Syndrome

Chief & Presenting Author: Prabhakar Singh, P17805,
Co-Author(s): Saranya Biswas, Amit Raj, Abhishek

[VT53] - Role Of Tenon Advancement In Treating Limbal Ischemia In Acute Chemical Injury Chief & Presenting Author: Prabhakar Singh, P17805, Co-Author(s): Amit Raj, Jayadev Nanda, Abhishek

[VT54] - Lid-Wiper Keratopathy And Mucous Membrane Grafting
Chief & Presenting Author: Prabhakar Singh, P17805,
Co-Author(s): Amit Raj, Saranya Biswas, Pragati Tiwari

[VT57] - The Posterior Iris Claw: Boon For Cataract Surgeon
Chief & Presenting Author: Jayashree Baruah, B11558,
Co-Author(s): Sanjib

Buragohain

[VT58] - The Sinking Titanic
Chief & Presenting Author: Jayashree Baruah, B11558,
Co-Author(s): Sanjib Buragohain

[VT63] - Dramatic Cosmetic Correction In A Case Of Inadvertant Bleb And Adherent Leucoma In A Blind Eye

Chief & Presenting Author: Hema Joshi, J17138,

Co-Author(s): Parag Ramnani, Gauri Devasthali, Saumya

[VT64] - Nucleus Deliveries In Sics Approach Without Entering In Anterior Chamber Chief & Presenting Author: Narendra Wala, W27816, Co-Author(s): Aashish Kumar Gangrade

[VT70] - "coupled Challenge" And Extrication Through 2.8mm

Chief & Presenting Author: Atul Bhirud, B17395,
Co-Author(s): Avinash Mishra, Mohini Agrawal, Anchal Tripathi

[VT74] - Limbal Lensectomy- A Step Towards Perfect Vision In A Child

Chief & Presenting Author: Rishikesh Mayee, M12687

[VT75] - Siderotic Cataract- Taking Risks To See The Unexpected

Chief & Presenting Author: Rishikesh Mayee, M12687

[VT77] - Small Incision Lenticule Extraction In Megalocornea For Myopia -First And Only Case Worldwide





Chief & Presenting Author: Cyres Keiki Mehta, M07434,
Co-Author(s): Keiki R. Mehta

**[VT78] - Descemet Membrane Endothelial Keratoplasty-
How The Scroll Rolls** Chief & Presenting Author: J. S. Titiyal,
T06991, Co-Author(s): Sridevi Nair,

Manpreet Kaur

**[VT81] - Management Of Subluxated Iols And Bag
Complexes: We Can Fix It All**

Chief & Presenting Author: Kumar Doctor, D03945,
Co-Author(s): Shivani Pattnaik

[VT82] - "harsha-Nag" A New Chopper In Town .

Chief & Presenting Author: Harshavardhan Patil, P16323,
Co-Author(s): Jirge Prasad,

Nagbhushan Chougale

**[VT86] - Role If Technolgy, Technique & Endocapsular
Implants In Management Of Spherophakic
Lenticular Myopia**

Chief & Presenting Author: Rakesh Gupta, G11294

**[VT88] - Unusual Case Of Teleportation Of A Nucleus
Piece Into Vitreous Cavity...!** Chief & Presenting Author:
Bhagyashri Pawar, P11673, Co-Author(s): Himanshu
Deshmukh

**[VT89] - Lenticule Extracting Hydro Canula For Smile
Refractive Surgery**

Chief & Presenting Author: Rohan Mehra, M19412,
Co-Author(s): Anand Vardhan Malhotra, Pooja Mehta, Gaurav
Luthra

**[VT92] - Zero Power Phaco For Soft And Grade 2
Nuclear Cataracts Using Only Aspiration & Novel
Chopper .**

Chief & Presenting Author: Rakesh Gupta, G11294

**[VT94] - Golden Eye: A Rare Gold Iofb Causing
Corneal Decompensation Managed By Removal Of
Iofb With Dsek**

Chief & Presenting Author: Ashis Majumdar, M22990

**[VT95] - Conquering The Bull: Trabeculectomy In
Buphthalmos**

Chief & Presenting Author: Rinal Pandit, R21671,
Co-Author(s): Dhaivat Shah

[VT96] - Vitrectorrhexis In Pediatric Cataract Surgery.

Chief & Presenting Author: Mihir Trilok Kothari, K08617,
Co-Author(s): Aditi Pachauri

**[VT104] - Bilateral Sequential Cataract Surgery - The
Only Option.**

Chief & Presenting Author: Samendra Karkhur, K16065,
Co-Author(s): Lagnajeeta Banerjee, Sunil Verma, Richa Nyodu

**[VT110] - True Transposition For Management Of
Large Exotropia**

Chief & Presenting Author: Mahathi Vankireddi, M16224,
Co-Author(s): Vijayabhaskar Gajjala, Divya Katta

**[VT112] - Four Quadrant Sphincterotomy For Rigid
Non-Dilating Pupil**

Chief & Presenting Author: Arti wankhade, A23940,
Co-Author(s): G. V. N. Rama Kumar

**[VT116] - The Many Faces Of Secondary Angle
Closure Glaucoma: A Practical Approach To Unveil**

Chief Author: Anahita Shroff, Presenting Author:
Prasanna Venkataraman, V17875,

Co-Author(s): Neethu Mohan, Chetna K, Prasanna
Venkataraman

**[VT120] - Tenon Patch Graft In Manging Sterile
Corneal Perforation In Cases Of Aqueous Deficiency
Dry Eye.**

Chief & Presenting Author: Prateek Tiwari, T20745

[VT128] - Msics Pro

Chief & Presenting Author: Devaprasad Gopal, G16302

**[VT133] - Occult Perforations During Penetrating
Keratoplasty In Rk Eye: Genesis, Prevention And
Treatment**

Chief & Presenting Author: Ashok Sharma, A04284

**[VT135] - To Cut Or To Extend Or To Twist..? How To
To Explant The Iol ?**

Chief & Presenting Author: Bhagyashri Pawar, P11673

**[VT137] - Acquired Ambidexterity, A Skill With Multiple
Benefits For An Ophthalmic Surgeon** Chief & Presenting
Author: Rakesh Gupta, G11294

**[VT138] - Cracking The Hard – A Simple Meticulous
Approach**

Chief & Presenting Author: Satya Hareesh Reddy Lingala,
L22487, Co-Author(s): Vivekanand U.

[VT142] - Stuck With My First Malyugin

Chief & Presenting Author: Sneha Jain, S20432, Co-Author(s):
Subhankar Home,

Arnav Mitra

[VT144] - A Tale Of Two Pearls

Chief & Presenting Author: Sneha Jain, S20432, Co-Author(s):
Arnav Mitra, Subhankar Home

**[VT145] - Leveraging Artificial Intelligence In
Diagnosis And Treatment Of Corneal And Refractive
Disorders**

Chief & Presenting Author: Bharat Gurnani, G19198,
Co-Author(s): Kirandeep Kaur

**[VT148] - Surgeon Hits The Bull's Eye- When The
Quest For Restoring Sight Turned Out To Be Life
Saving**

Chief & Presenting Author: Madhu Shekhar, S13165,
Co-Author(s): Rishwa Hariyani





[VT150] - Surgical Management Of A Case Of Limbal Dermoid

Chief & Presenting Author: Parul Chawla Gupta, C12043, Co-Author(s): Jagat Ram, Surinder S Pandav, Himanshu Kashyap

[VT155] - Viscocanalostomy For Safe And Effective Control Of Intraocular Pressure In Glaucoma Patients
Chief & Presenting Author: Vaishali Jadhav, J18042, Co-Author(s): Divya Mathews

[VT160] - Small Pupil In Phaco- What's In Your Armamentarium Beginner?
Chief & Presenting Author: Nilesh Kumar, K20052

[VT162] - Technology Doesnt Stop U: Manual Intracorneal Ring Segments (Icrs) For Keratoconus
Chief Author: Pushkar Dhir, Presenting Author: Parikshit Dhir, D14732, Co-Author(s): Tarun Gupta, Pushkar Dhir, Rajesh Fogla

[VT167] - Lid Laceration Repair Revisited
Chief & Presenting Author: Chitaranjan Mishra, M13916, Co-Author(s): Adyasha Dash, Nabatika Mohanty, Shiva Prasad Sahoo

[VT169] - Blink, Focus, Repeat: A Scientific Journey Through Digital Dilemma
Chief & Presenting Author: Kirandeep Kaur, K19199, Co-Author(s): Bharat Gurnani

[VT170] - Pediatric Eye Care Reimagined: The Application Of Artificial Intelligence
Chief & Presenting Author: Kirandeep Kaur, K19199, Co-Author(s): Bharat Gurnani

[VT171] - A Challenging Case Of Anterior Vitrectomy & Pciol Implantation In Aphakic Patient With Iridodialysis
Chief & Presenting Author: Jitender Kumar, K13827, Co-Author(s): Sakshi Lochab, Chander Prabha, Manisha Nada

[VT173] - Pediatric Corneal Transplants In Infants: Optimizing Outcome Chief & Presenting Author: Ashok Sharma, A04284

[VT177] - Hope Regained: A Case Of Visual Restoration After Conjunctival Flap Surgery Chief & Presenting Author: Nibedita Das, D11893

[VT187] - A Case Of Very High Risk Pediatric Penetrating Keratoplasty
Chief & Presenting Author: Anchal Thakur, T15528, Co-Author(s): Muskaan Bansal, Arun Kumar Jain, Divya Vani Challa

[VT188] - White Cataract Soon After Blunt Trauma With Posterior Capsular Rupture In A Child

Chief & Presenting Author: Leila Mohan, M13437, Co-Author(s): Kavitha Mohankumar, Shabeeba K, K. Ramachandra Bhat

[VT190] - Autologous Tenon Patch Graft In Corneal Fistula

Chief & Presenting Author: Deepali Singhal, S18862, Co-Author(s): Prafulla Kumar Maharana

[VT191] - Dry Amniotic Membrane Graft In Ocular Surface Diseases Chief & Presenting Author: Deepali Singhal, S18862

[VT195] - Managing Struggles In Small Incision Cataract Surgery

Chief & Presenting Author: Prajakta Dandekar, D18153, Co-Author(s): Murthy Somasheila I., Hardik Nanavati

[VT196] - Phacoemulsification In A Challenging Case Of Hyper Mature Cataract With Iol As Scaffold
Chief & Presenting Author: Nivean M, M12384, Co-Author(s): Shruti Nishanth, Nishanth Madhivanan, Pratheeba Devi Nivean

[VT198] - Soft Cataract: Phacoemulsification Technique For Beginners Chief & Presenting Author: Shalini Kumari, S11779

[VT202] - Phacoemulsification In Mature Cataract: Tips & Tricks For Beginners Chief & Presenting Author: Shalini Kumari, S11779

[VT204] - Challenging The Challenged: Management Of Challenging Traumatic Cataract In A Pediatric Patient

Chief & Presenting Author: Monalisa Mohapatra, M13745, Co-Author(s): Deepshikha Agrawal, Samrat Chatterjee

[VT206] - Tips For Performing Successful Endothelial Keratoplasty In Irido-Corneal Endothelial Syndrome (Ice)
Chief & Presenting Author: Smruti Rekha Priyadarshini, P11401

[VT207] - Spontaneous Hydrops In Late-Onset Forceps-Induced Descemet's Membrane Tear: Dsek As A Savior
Chief & Presenting Author: Smruti Rekha Priyadarshini, P11401

[VT208] - Use Of Aqueous Angiography To Augment Surgical Outcomes Of Migs
Chief & Presenting Author: Nitika Beri, N21224, Co-Author(s): Tanuj Dada, Namrata Sharma, Anand Naik Bukke

[VT209] - A Novel Approach Of Posterior Optic Buttonholing In Complicated Pediatric Cataract Cases

Chief & Presenting Author: Shah Chintan Mukeshkumar, K20664, Co-Author(s): Manish Tijare, Pradhnya Wasule





[VT211] - Tips And Tricks For Performing Ab-Interno Minimally Invasive Glaucoma Surgeries (Migs)
Chief & Presenting Author: Sushma Tejwani, T07254

[VT212] - Phacoemulsification In A Patient In Sitting Position
Chief & Presenting Author: Krishna Chaitanya Pasula, P27514, Co-Author(s): Ramya Katari

[VT214] - Pneumophacocele; What Is It And How To Manage ?
Chief & Presenting Author: Sudesh Kumar Arya, A06388, Co-Author(s): Tanu Singh

[VT223] - Surgical Strike - Complete Excision Of A Congenital Iris Cyst
Chief & Presenting Author: Hema Joshi, J17138, Co-Author(s): Sasmita Sanghai, Saumya

[VT225] - Phacoemulsification & Bent Ab-Interno Needle Goniectomy In Patient Of Primary Angle Closure Glaucoma
Chief & Presenting Author: Sandeep Choudhary, C25144, Co-Author(s): Surinder S Pandav

[VT226] - Gonioscopy Assisted Tranluminal Trabeculotomy With 5-0 Polyester In Primary Angle Closure Glaucoma
Chief & Presenting Author: Sandeep Choudhary, C25144, Co-Author(s): Prof.Sushmita Kaushik

[VT229] - Phacoemulsification In A Case Of Scleritis With Rheumatoid Arthritis.
Chief & Presenting Author: Jitender Kumar, K13827, Co-Author(s): Chander Prabha, Manish Kumar, Manisha Nada

[VT230] - Zonular Complication In Cataract Surgery: A Multifaceted Approach To Restore Capsular Stability
Chief & Presenting Author: Tejaswi Ragolu, T23729, Co-Author(s): Pavithra Pannerselvam, Shruthy Vaishali Ramesh, Prasanna Venkatesh Ramesh

[VT232] - Surgical Odyssey:repairing Inadvertent Large Surgical Iridectomy - Four Throwpupilloplasty Technique
Chief & Presenting Author: Tejaswi Ragolu, T23729, Co-Author(s): Pavithra Pannerselvam, Shruthy Vaishali Ramesh, Prasanna Venkatesh Ramesh

[VT246] - Slow Motion Dynamic Videography: A Tool For The Diagnosis Of Strabismus Chief & Presenting Author: F Tarannum, F26679

[VT247] - Never Surrender Until The Challenge Turns You Into A Champion
Chief & Presenting Author: Ankita Raj, R18726, Co-Author(s): Shouvik Dan

[VT248] - Pearls Of Intraoperative Gonioscopy
Chief & Presenting Author: Smita Panda, P16507, Co-Author(s): Trupti Patil

[VT249] - Anterior Vitrectomy In Cases Of Nucleas / iol Drop After Phacoemulsification Done By Trainee
Chief & Presenting Author: Sushil Ojha, O19712

[VT250] - Novel Technique Prolene Gatt Technique (Gonioscopy Assisted Transluminal Trabeculotomy)
Chief Author: Pushkar Dhir, Presenting Author: Parikshit Dhir, D14732, Co-Author(s): Mansi Chandna, Nikhil Agrawal, Pushkar Dhir

[VT253] - Never Say Never Again....
Chief & Presenting Author: Amit Kumar Mahajan, M11746, Co-Author(s): Vivek Vasantrao Motewar, SUHAS SONAWANE, Kishor Mahajan

[VT255] - A-Prm (Aspiration Probe Assisted Rhexis Management) Technique In An Intumescent Cataract
Chief & Presenting Author: Ajinkya V Deshmukh, D21582, Co-Author(s): Roopashri Matada, Gowri Jaydev Murthy, Praveen Ramachandra Murthy

[VT256] - Sfiol In An Eye With Uveal Coloboma And Multiple Secondary Iol Surgeries
Chief & Presenting Author: Ajay Purohit, P20125

[VT258] - Surgical Management Of A Case Of Post Uveitic Cataract In An One Eyed Patient.
Chief & Presenting Author: Avijit Paul, P18423

[VT260] - Extreme Situations Call For Extreme Measures- Saga Of A Corneal Transplant
Chief & Presenting Author: Bhupesh Singh, S15228, Co-Author(s): Sudhank Bharti, Neha Bharti

[VT262] - Zvac Soft Chop: A Smart Way To Chop The Soft Nucleus In Phacoemulsification
Chief & Presenting Author: Surinder Kumar, K04419, Co-Author(s): Anshu Grover, Rishabh Grover, Grover Rohit

[VT263] - The Polar Bug
Chief & Presenting Author: Tushya Om Parkash, P21156, Co-Author(s): Om Parkash Rohit

[VT265] - Differential Iop: A New Paradigm In Phacoemulsification
Chief & Presenting Author: Tushya Om Parkash, P21156, Co-Author(s): Om Parkash Rohit

[VT270] - Phacoemulsification In Soft Cataract
Chief & Presenting Author: Gautam Kumar, K14825

[VT271] - Title: Iol Scaffold For Phacoemulsification In Hypermature Cataract (Video Presentation)
Chief & Presenting Author: Bajaj Asheesh, B08179





[VT273] - Taming The Beauty And Beast Of Trabeculectomy

Chief Author: Prasanna Venkataraman, Presenting Author: Anamika Paul, A25109

[VT274] - Long Anterior Zonules Simplified -Tips, Tricks And Easy Hacks

Chief & Presenting Author: Mona Khurana, K14203

[VT282] - Retro-Fixated Iris Claw Lens: From Goat Eyes To Human Eyes

Chief & Presenting Author: Abhijay Luthra, L27695

[VT292] - Vision Mazic By Wavefront Guided Pupilloplasty In Post Keratoplasty Patients

Chief & Presenting Author: Prof.Vijay Kumar Sharma, S15007, Co-Author(s): Vipin Rana

[VT295] - Trapped Phaco With Dsek In Ices: Out Of The Box My Reply

Chief & Presenting Author: John Sarkar, S15573, Co-Author(s): Ratish Chandra Paul, Vanlalmanpuii Ralte

[VT296] - The Reverse Stroke: Hughes Tarsconjunctival Flap For Upper Lid Reconstruction

Chief & Presenting Author: Shaifali Chahar, C17150, Co-Author(s): Santosh G. Honavar

[VT299] - Surgical Techniques To Manage Post-Trabeculectomy Hypotony

Chief & Presenting Author: Ayushi Agarwal, A25902, Co-Author(s): Tanuj Dada, Namrata Sharma, Nitika Beri

[VT301] - Band Technique Of Capsulorrhexis In Traumatic Cataract In Children

Chief & Presenting Author: Leila Mohan, M13437, Co-Author(s): Kavitha Mohankumar, Philamazan Awungshi, Shabeeba K

[VT306] - The Art Of Decoding The Deceptive Spectrum Of Eyelid Lesions

Chief & Presenting Author: Rolika Bansal, R21494, Co-Author(s): Santosh G. Honavar

[VT314] - Strategies In The Management Of Posterior Capsular Rupture In Cataract Surgery

Chief & Presenting Author: Satya Hareesh Reddy Lingala, L22487, Co-Author(s): Vivekanand U.

[VT316] - Title- Torpedo Explosion And Entrapment

Chief & Presenting Author: Neha Gandhi Madan, N19895, Co-Author(s): Yash Gala, Nitesh Kumar Singh, Shivam Madan

[VT317] - From Soil To Sight: An Inconceivable Invasion

Chief & Presenting Author: Haripriya Aravind, H09250, Co-Author(s): Anahita Shroff

[VT318] - Microcrystalline Granular Lenticulopathy In Implantable Phakic Contact Lens (Iplc)

Chief & Presenting Author: Sudesh Kumar Arya, A06388, Co-Author(s): Laxmi Tuli Kaushal, Tanu Singh

[VT319] - Dyeing The Dying Eye

Chief & Presenting Author: Shilpa Das, D15602, Co-Author(s): Rohit Shetty

[VT323] - Msics Pro

Chief & Presenting Author: Devaprasad Gopal, G16302, Co-Author(s): Devaprasad Gopal

[VT325] - Phacoemulsification In Lens Coloboma With Cataract: A Challenging Situation

Chief & Presenting Author: Sudesh Kumar Arya, A06388, Co-Author(s): Laxmi Tuli Kaushal, Tanu Singh

[VT327] - Cerclage Pupilloplasty -Reconstructing The Magical Shutter.

Chief & Presenting Author: priya sisodiya, P22106

[VT328] - Topic-Tinted Iol Implantation In An Aphakic Eye With Superior Staphyloma

Chief & Presenting Author: Krishnapada Baidya, B09350, Co-Author(s): Milly Mandal

[VT329] - Iatrogenic Coloboma Of Icl: Does It Need Explant ?

Chief & Presenting Author: Sudesh Kumar Arya, A06388, Co-Author(s): Laxmi Tuli Kaushal, Tanu Singh

[VT332] - "conquering The Capsules" - Paediatric Capsulorrhexis Simplified

Chief & Presenting Author: Nilima Khochikar, N22616, Co-Author(s): Krishna Prasad R., Deepti P.

[VT333] - Flanges For Beginners

Chief & Presenting Author: Vivekanandan V R, V20859, Co-Author(s): Naveen Nischal Gangapatnam

[VT334] - A New Sunrise In 360degrees Peripheral Ulcerative Keratitis (Puk)- Challenging Scenario

Chief & Presenting Author: Shashidhar Banigallapati, B12009, Co-Author(s): Manmeet Singh

[VT335] - Basket Of Complicated Cataract Cases

Chief & Presenting Author: Aarti Heda, H16569

[VT338] - Is Hydroimplantation Of Foldable Iol In Phaco Cataract Surgery Safe ?

Chief & Presenting Author: Kuldeep Dole, D10501, Co-Author(s): Anupriya Gandhi-Bhatt, Shinde Kunal Ashok

[VT342] - The Bleb Related Battles! Never Give Up.

Chief & Presenting Author: Rathini David, D15421, Co-Author(s): A. Parivadhini

[VT345] - Temporary K-Pro Assisted Vitreoretina Surgery With Sfiol With Optical Penetrating Keratoplasty

Chief & Presenting Author: Divya Singh, S19171, Co-Author(s): Pravin Jain





[VT348] - Handle With Care When Its Rare- Microspherophakia

Chief & Presenting Author: Ritu Aurora, A07150,
Co-Author(s): Arjun Aurora, Ajay Aurora

[VT349] - Icl Implantation For Unilateral High Myopia

Chief & Presenting Author: Rakesh Kumar Bansal, B03804,
Co-Author(s): Nishat Bansal

[VT352] - Ab Interno Schlemm's Canal Surgery- A Guide To Navigate The Canal With Precision

Chief & Presenting Author: Apurva Nagtode, A24891,
Co-Author(s): Rengaraj Venkatesh, Swati Upadhyaya

[VT354] - Iol Scaffold - The Savior

Chief & Presenting Author: Mohan Rajan, M02916,
Co-Author(s): Sujatha Mohan

[VT356] - Never Say No To Primary Repair

Chief & Presenting Author: Shakeen Singh, S06180,
Co-Author(s): Srijita Mitra

[VT360] - Pkp Triple In Difficult Situations

Chief & Presenting Author: Shakeen Singh, S06180,
Co-Author(s): Srijita Mitra

[VT361] - Post Traumatic Corneal Scar With Cataract And Riofb- Tackling A Difficult Scenario In Residency.

Chief & Presenting Author: Sarath S, S22357

[VT363] - Managing A Traumatic Cataract With Subluxation With Corneal Scar And Iris Defect In Residency

Chief & Presenting Author: Sarath S, S22357

[VT364] -"Saving Sights With Slet- Allo Works As Well"

Chief & Presenting Author: Sarath S, S22357

[VT368] - Iol-Related Issues During Underwater Delivery And Tips And Tricks To Resolve Chief & Presenting Author: Swarup Kumar Roy, R07766

[VT371] - Considerations While Doing Femtolaser In An Intumescent Cataract

Chief Author: Rishabh Grover, Presenting Author: Grover Rohit, G04417, Co-Author(s): Surinder Kumar, Anshu Grover, Grover Rohit

[VT372] - Gatt After Failed Ahmed Glaucoma Valve Surgery In Refractory Post-Vitreoretinal Surgery Glaucoma

Chief & Presenting Author: Sirisha Senthil, S09056

[VT375] - Management Of Tube And Plate-Related Complications Following Glaucoma Drainage Device Implantation

Chief & Presenting Author: Sirisha Senthil, S09056

[VT378] - Toric Iol For High Astigmatism, In Small Pupil, Using Two Iris Hooks During Cataract Surgery

Chief & Presenting Author: Ankit Soni, S13539

[VT380] - White Cataract- Surfing The Challenges

Chief & Presenting Author: Ritu Aurora, A07150,
Co-Author(s): Ajay Aurora, Arjun Aurora

[VT383] - Getting The Right Fit In Irregular Corneal Patch Graft- Prick And Print Method Chief & Presenting Author:

Sujeet Prakash, P22909, Co-Author(s): Ashok Kumar Meena, Gautam Singh Parmar

[VT384] - Unusual, Bewildering Encounters With Malignant Glaucoma

Chief Author: Prof.Kirti Singh, Presenting Author: Arshi Singh, A20002, Co-Author(s): Arshi Singh

[VT385] - Unsung Heroes Of Cataract Surgery – The Under Rated Fingers In Cataract Surgery

Chief Author: Thanuja Gopal Pradeep, Presenting Author: Meghana Reddy, M28316

[VT386] - Omniflo-A Novel Small And Effective Drainage Device For Complicated Open Angle Glaucoma

Chief & Presenting Author: Prof.Arvind Kumar Morya, M17612, Co-Author(s): Prasanna

Venkatesh Ramesh, Aprajita Sinha, priya sisodiya

[VT391] - Premium Iol -Within Reach, Free Of Negative Dysphotopsia And No Glare,halos With Good Depth Of Focus

Chief & Presenting Author: Prof.Arvind Kumar Morya, M17612, Co-Author(s): Jagdeep M. Kakadia, Mukesh Morya, Nazia Nain

[VT393] - Passive Unwind - A Novel Way Of Managing Intra Operative Fluid Misdirection Syndrome

Chief & Presenting Author: Anoohya Vuyyuru, A25064,
Co-Author(s): Divyansh Mishra, Y. Umesh

[VT395] - Giant Conjunctival Malignant Melanoma Associated With Xeroderma Pigmentosa- Management

Chief & Presenting Author: Kusumitha B, K22316,
Co-Author(s): Neha Kumari, Neiweete Lomi

[VT400] - Detailed Steps Of Implanting Istent Inject W Along With Phacoemulsification And Toric Iol

Chief & Presenting Author: Alka Pandey, P11885,
Co-Author(s): Sanjay Chaudhary

[VT403] -"cataract Surgery In Cloudy Cornea- Seeing Blue Moon Through White Clouds- A Nightmare In Day Light"

Chief & Presenting Author: Arundhati Divedi, A28365,
Co-Author(s): Murthy Somasheila I.





[VT407] - Intra-Lenticular Lens Aspiration For Anteriorly Dislocated Lens With Retrofixated Iris Claw Iol

Chief & Presenting Author: Shivani Joshi, S25812,
Co-Author(s): Neiwete Lomi

[VT410] - Trishool: The Triple Edge Wedge Chopper To Crack And Break Mature Hard Cataract

Chief & Presenting Author: Rajendra Prasad, P14714

[VT414] - Taming The Posterior Polar In Simple Steps

Chief & Presenting Author: Saurav Mahajan, M21803,
Co-Author(s): Raj Kumar Maheshwari

[VT417] - Unintended Encounters Of Dex-Implantation Into The Lens- When Vision Meets The Unexpected

Chief & Presenting Author: Shalu Chavan, S27322,
Co-Author(s): Naren Shetty, Ravi Krishna Kanaradi

[VT418] - Taco That Tube!

Chief & Presenting Author: Vanita Pathak Ray, V15422

[VT422] - An Innovative Way To Deal With Intumescent Cataract

Chief & Presenting Author: Santosh Agrawal, A05211

[VT424] - Cannula For Hydro Implantation Of Iol

Chief & Presenting Author: Mallikarjun M. Heralgi, H08772,
Co-Author(s): Kaushik Murali

[VT428] - Enlighten The Hidden - A Novel Technique Of Identifying The Schlemm's Canal

Chief Author: Rashmi Kumari, Presenting Author: Bhawesh Saha, S16436, Co-Author(s): Naila Aftab, Ravi Kumar

[VT430] - Lig- An Innovative Approach For Better Outcome

Chief & Presenting Author: Santosh Agrawal, A05211

[VT432] - Dmek - Plan A (Always Works) Plan B (Backup Graft Not Needed) - Donor Preparation

Chief & Presenting Author: Ronak Solanki, S16597

[VT435] - Management Of A Bilateral Recurrent Postoperative Dmd Chief & Presenting Author: Nidhi Gajendragadkar, G17080

[VT436] - Use Of Toric Iol With Surgically Induced Astigmatism Sia Manipulation Using Sics For Optimal Outcome

Chief & Presenting Author: Ronak Solanki, S16597

[VT439] - Enhancing Visual Outcomes In Monoocular Patient:optical Triple Keratoplasty

Chief & Presenting Author: Harika Reddy, H19448,
Co-Author(s): Sivateja Challa

[VT445] - Managing Total Cataract Capsulotomy With Precision Pulse Capsulotomy Technology

Chief & Presenting Author: Pratik Gogri, G15664,
Co-Author(s): Pankaj Dongre, Maneck Nicholson, Sushank Bhalerao

[VT447] - Overcoming Challenges Of Capsulotomy In Anterior Lenticonus Using Femtosecond Laser And Zepto-Ppc

Chief & Presenting Author: Pratik Gogri, G15664,
Co-Author(s): Pankaj Dongre, Maneck Nicholson, Sushank Bhalerao

[VT453] - The How Of Making The Humble Ultrasound Biometer Nearly Equivalent To The Mighty Optical Biometer!

Chief & Presenting Author: Lakshmi K S Murthy, L16911,
Co-Author(s): Puneeth Isloor, Krishna Prasad R., Nupur Raina

[VT454] - Learning From Mistakes: Phaco Follies

Chief & Presenting Author: Sourabh Patwardhan, P11250,
Co-Author(s): Nidhi Patwardhan

[VT457] - Retrieving The Capsulorhexis Extended Into Zonules-The Thought Process

Chief & Presenting Author: Sourabh Patwardhan, P11250,
Co-Author(s): Nidhi Patwardhan

[VT458] - Retropupillary Fixated Iris Claw Lens- Step By Step Guide To Implant And Explant

Chief & Presenting Author: Nidhi Patwardhan, P15889,
Co-Author(s): Sourabh Patwardhan

[VT462] - Cataract Nigra: Manual Small Incision Cataract Surgery (Sics) In Tackling Black Rock Hard Cataract

Chief Author: Ksheeraja.Y, Presenting Author: Meghana Reddy, M28316

[VT468] - Dalk All The Way – Managing Intraoperative Dalk Perforations – A Video Series

Chief & Presenting Author: Soham Basak, B16308

[VT469] - Corneal Dermoid: The Success Story In A 5 Months Old

Child Chief & Presenting Author: Anitha Venugopal, V12672

[VT470] - Do Not Waste! Harvest & Use Good Pseudophakic Donors For Descemet Membrane Endothelial Keratoplasty

Chief & Presenting Author: Soham Basak, B16308,
Co-Author(s): SK Basak

[VT471] - Managing A Punched Pcr In A Soft Grade Cataract

Chief & Presenting Author: Subia Murtaza, S28185

[VT472] - Phacoemulsification In Young Male With Post Radial Keratotomy(Rk) With Retinitis Pigmentosa.

Chief & Presenting Author: Manisha Nada, M06368,
Co-Author(s): Chander Prabha, Sakshi Lochab, Jitender Kumar

[VT481] - Restoration Of Vision With Scleral Patch Graft





Chief Author: Ranjitha C S, **Presenting Author:** Saumya Johri, S27153

[VT487] - Beginners Guide To Ccc- The Rate Limiting Step In Phaco..

Chief & Presenting Author: Lakshmi K S Murthy, L16911, Co-Author(s): Deepti P, Krishna Prasad R., Nupur Raina

[VT489] - Conquering Hypermature Intumescent Cataracts- The Double Rhexis Method

Chief & Presenting Author: Ankit Agrawal, A19699, Co-Author(s): Krishna Kumar Agrawal, Sameeksha Agrawal

[VT490] - Subconjunctival Cysticercosis Recognition And Removal In Toto.

Chief & Presenting Author: Birendra Prasad Kashyap, K02624, Co-Author(s): Bharti Kashyap, Nidhi Gajendragadkar

[VT493] - Complicated Cataract With Occlusio Pupillae Managed Using Made In India Pupil Expander

Chief & Presenting Author: Ankit Agrawal, A19699, Co-Author(s): Krishna Kumar Agrawal, Sameeksha Agrawal

[VT494] - Phacolytic Glaucoma: Surgical Management & Challenges

Chief & Presenting Author: Prof.Imtiyaz Lone, L12418

[VT497] - Traumatic Ruptured Mature Cataract After Corneal Full Thickness Repair.

Chief & Presenting Author: Subia Murtaza, S28185

[VT509] - Femto Capsulotomy Blues

Chief & Presenting Author: Tushar Grover, G15580, Co-Author(s): Ashok Kumar Grover

[VT513] - Grooveless/flapless Intrasccleral Fixation Of Prolene Capsular Hooks To Reconstruct Capsular Support

Chief & Presenting Author: Sunil Ganekal, G11600, Co-Author(s): Sachin Mahuli

[VT515] - "unwanted Catch: Unraveling My Phacoemulsification's Journey"

Chief & Presenting Author: Khushboo Kumari, K27720, Co-Author(s): Kajal Singh, Anita Ganger

[VT517] - Affordable Migs-Training & Surgery

Chief & Presenting Author: Smita Narayan, S06954, Co-Author(s): Jayaprasad Bhaskaran, Rani Balamuralikrishnan

[VT538] - Starting From Scratch,treating Till The End:therapeutic Keratoplasty For A Case Of Pythium Keratitis

Chief & Presenting Author: Yasaswini Vamaravalli, Y27542, Co-Author(s): Alekhya Chennamsetty, Sowmya Peri, Nasrin

[VT549] - Dsaek + Secondary Iol For Failed Therapeutic Keratoplasty: Endoilluminator To The Rescue

Chief & Presenting Author: Vaibhav Nagpal, N23491

[VT550] - Surgical Demonstration Of Silicone Tube Intubation For Dcr And Canalicular Obstruction

Chief Author: Subramanya Kota, **Presenting Author:** Sachidananda Pani, P27127, Co- Author(s): Hebbale Ramakrishna Shwetha, Tanushree V.

[VT552] - The Story Of My First Dmek

Chief & Presenting Author: Hemalatha Gudiseva, G17544, Co-Author(s): Ravi Kiran Neela

[VT554] - Managing Iris Defect During Cataract Surgery

Chief & Presenting Author: Purenra Bhasin, B06497, Co-Author(s): Praveen Dhanapal, Priyamvada Bhasin

[VT569] - Corneal Tattooing - A Beginners Guide To Mastering The Art

Chief & Presenting Author: Amogh Jambagi, J23951, Co-Author(s): Aniket Shastri, Nitika Pandey, K V Satyamurthy

[VT573] - Twirls And Whorls Of Phaco.

Chief & Presenting Author: Tejas Atnoor, A27744, Co-Author(s): Nilima Khochikar, Krishna Prasad R.

[VT580] - Multiple Intraocular Foreign Bodies In Zonules.

Chief & Presenting Author: Somya Kumari, S22340, Co-Author(s): Vinod Kumar, Vishal Kumar

[VT581] - Anterior Vitrectomy For Cataract `surgeons- The Faqs Answered

Chief & Presenting Author: Bharathi Megur, M12298, Co-Author(s): Deepak Megur

[VT582] - Tackling The True Posterior Polar Cataracts- All About The Surgeries In Ppccs

Chief & Presenting Author: Aswathy Vijayan, A20344, Co-Author(s): Shruti Nishanth, Nishanth Madhivanan, Nivean M

[VT583] - Gone Through A Rough Patch: Fixing A Hanging Intercalary Staphyloma In Leprosy Associated Scleritis

Chief & Presenting Author: Vishal Jadhav, J22948, Co-Author(s): Anup Kelgaonkar

[VT584] - Escaping Through The Window And Working Behind The Walls

Chief & Presenting Author: Anoop Singh, A21792

[VT588] - Paul Glaucoma Implant - Surgical Technique

Chief & Presenting Author: Ipsita Konar, K21628, Co-Author(s): Vaishali Jadhav,

Divya Mathews

[VT591] - Anterior Vitrectomy And Extraction Of Subluxated Lens In Young Male With Rd With Marfan Syndrome.





Chief & Presenting Author: Chander Prabha, C27740,
Co-Author(s): Manish Kumar, Manisha Nada, Jitender Kumar

[VT592] - Tips And Tricks To Identify Intact Posterior Capsule

Chief Author: Nishant Maindargi, **Presenting Author:** Anjali Khadia, K16716

[VT593] - Minimally Invasive Glaucoma Surgery(Migs) In 3d Printed And Mixed Reality

Chief & Presenting Author: John Davis Akkara, A19733,
Co-Author(s): Anju Kuriakose, Narayanan Balakrishnan

[VT594] - Split Anterior Capsule: Double Rhexis Chief & Presenting Author: Rishi Sethi, S18827

[VT596] - Surgical Removal Of A Barbed Fish Hook From Cornea By “enlarge And Exit Technique”

Chief & Presenting Author: Sushank Bhalerao, B15515,
Co-Author(s): Phanindhara Reddy Yerramreddy, Pratik Gogri, Sowjanya Vuyyuru

[VT604] - A Surgical Technique For In Toto Excision Of Traumatic Conjunctival Cyst After Msics

Chief & Presenting Author: Sushank Bhalerao, B15515,
Co-Author(s): Uma Thigale, Sowjanya Vuyyuru, Sood Devindra

[VT605] - Dmek In Complex Bullous Keratopathy

Chief & Presenting Author: Ankit Deokar, D20206,
Co-Author(s): Riddhi Shethia

[VT608] - Managing Complications Of Uveitic Cataract In Phaco Surgery

Chief & Presenting Author: Nichlani V.K., N05412,
Co-Author(s): Paresh Nichlani

[VT609] - When The Going Gets Tough, The Surgeon Gets Going!!

Chief & Presenting Author: Ravish Vaishnav, V15527

[VT610] - Phacoemulsification In A Case Of Uveitic Glaucoma Post Agv And Trabeculectomy
Chief & Presenting Author: Sushil Ojha, O19712

[VT616] - Bleb Needling – An Effective Procedure For Saving A Failing Bleb.

Chief & Presenting Author: Amit Porwal, P09569,
Co-Author(s): Kavita Porwal

[VT619] - Sailing Smooth In A Stormy Case: Retro-Fixated Iris Claw Iol In Subluxated Cataract, Post Failed Ctr

Chief & Presenting Author: Nasrin, N10860, **Co-Author(s):** Lakshmi shanmugavelu, Sowmya Peri, Raveendra T

[VT620] - Managing Dislocated Flap After Lasik Surgery

Chief & Presenting Author: Paresh Nichlani, N19611,
Co-Author(s): Nichlani V.K.

[VT622] - Exploring The Hidden Angle By Magical Mirror: Step By Step Guide For Perfect Gonioscopy

Chief & Presenting Author: Shivam Gupta, G26379,
Co-Author(s): Nimrita Gyanchand Nagdev, Madhavi Ramanatha Pillai, Devendra Maheshwari

[VT624] - Traversing Through Shades Of Grey: The Ordeal To Salvage An Infected Eye

Chief & Presenting Author: Shilpa Das, D15602,
Co-Author(s): Nagesha Chokkahalli Krishnappa, Sai Bhakti Sukla, Shruthi MK

[VT630] - Demonstration Of Sprinkler Technique As A Novel Approach For Cortical Separation During Ppc Surgery

Chief & Presenting Author: Anoop Singh, A21792

[VT635] - Phaco To Msics Conversion

Chief & Presenting Author: Rishi Sethi, S18827, **Co-Author(s):** Nabeel Firoz, Shailender Kumar Choudhary

[VT636] - Mastering The Gatt: A Step By Step Guide For Gonioscopy Assisted Transluminal Trabeculotomy

Chief & Presenting Author: Shivam Gupta, G26379,
Co-Author(s): Nimrita Gyanchand Nagdev, Madhavi Ramanatha Pillai, Devendra Maheshwari

[VT637] - Msics In Mature Intumescent Cataract

Chief & Presenting Author: Devdutta Nayak, N14838,
Co-Author(s): Indrajit Sarkar

[VT638] - Dalk: Type 2 Bubble! What Next?

Chief & Presenting Author: Ankit Deokar, D20206,
Co-Author(s): Priyanka Dhande

[VT642] - Ab Interno Schlemms Canal Viscodilation And Trabeculectomy With The Omni System For Glaucoma

Chief & Presenting Author: Vaishali Jadhav, J18042,
Co-Author(s): Divya Mathews

[VT643] - Anterior Chamber Compartmentalization To Retrieve The Worm From The Anterior Chamber
Chief & Presenting Author: Gautam Singh Parmar, P13631

[VT650] - Groove And Chop Technique In Topical Phacoemulsification

Chief & Presenting Author: Devdutta Nayak, N14838,
Co-Author(s): Indrajit Sarkar

[VT651] - Pupiloplasty And Iridodialysis Repair - Modified Techniques

Chief & Presenting Author: Manish Mahendra, M14374

[VT652] - My Mentor Always Said –every Cloud Has Silver Lining.

Chief & Presenting Author: Rakesh Shakya, S13665,
Co-Author(s): Navjot Singh Ahluwalia

[VT653] - Visual Axis Opacification: Diagnosis And Management In Pediatric Patients





Chief & Presenting Author: Yogita Gupta, G18598,
Co-Author(s): Sudarshan Kumar Khokhar

[VT657] - Sfiols Made Easy

Chief & Presenting Author: Ayushi Choudhary, A22204,
Co-Author(s): Gaurang Sehgal, Priyanka Gandhi, Nagesha Chokkhalali Krishnappa

[VT660] - Endoscopic Cyclophotocoagulation (Ecp) And Endoscopy For Glaucoma Management – Tips & Tricks

Chief & Presenting Author: Dewang Angmo, A13092,
Co-Author(s): Tanuj Dada, Namrata Sharma, Adithi

[VT663] - Traumatic Pediatric Cataract Surgery- “taming The Master Of Surprises”

Chief & Presenting Author: Jyoti Matalia, M10661,
Co-Author(s): Pratibha Panmand, Sheetal Achyut Munde, Sumitha Muthu

[VT669] - Umbilical Amnion Patch For The Treatment Of Scleral Necrosis After Infective Scleritis.

Chief & Presenting Author: Sonali Prasad, S23332,
Co-Author(s): Gautam Singh Parmar

General

[VT6] - Novel Tissue Expander The Wonder In Ophthalmology

Chief & Presenting Author: Salil Kumar Mandal, M12531,
Co-Author(s): Oishik Sarkar, Anwasha Maitra, Tithi Kundu

[VT8] - Oh, It's Scary To Merry

Chief & Presenting Author: Salil Kumar Mandal, M12531,
Co-Author(s): Oishik Sarkar, Tithi Kundu, Asrik Mukhopadhyay

[VT9] - The Unrealistic Reality

Chief & Presenting Author: Salil Kumar Mandal, M12531,
Co-Author(s): Anwasha Maitra, Asrik Mukhopadhyay

[VT10] - Black Fungus The Annihilator Of The Indian Civilians

Chief & Presenting Author: Salil Kumar Mandal, M12531,
Co-Author(s): Anwasha Maitra, Jit Bhunia, Asrik Mukhopadhyay

[VT11] - Seeing Beyond The Surface-Assessment Of Visual Potential In Children With Cerebral Visual Impairment

Chief & Presenting Author: Rishikesh Mayee, M12687

[VT32] - Paradise Lost And Paradise Regained

Chief & Presenting Author: A. K. Mandal, M04066

[VT40] - 3d Printing Ophthalmology-Related Models For Enhancing Learning Through Concept Of Puzzle Assembly

Chief & Presenting Author: Prasanna Venkatesh Ramesh, R19173, Co-Author(s): R. Ramesh, Anugraha Balamurugan, Shruthy Vaishali Ramesh

[VT55] - A Novel Graft Substitute Post Pterygium Excision Using Platelet-Rich Fibrin Graft

Chief & Presenting Author: Lipi Mittal, L25624, Co-Author(s): Mayank Sharma, Vatsalya Venkatraman

[VT56] - Songs Of Silence. colours Of Darkness

Chief & Presenting Author: Jayashree Baruah, B11558,
Co-Author(s): Sanjib Buragohain

[VT66] - Excision Of Orbital Lipodermoid With A Novel & Innovative Approach

Chief & Presenting Author: Atul Kamath, M19469,
Co-Author(s): Rashmi (Dosi) Jain, Sarita Ravindran, VIDYA HEGDE

[VT67] - Venturing Newer Avenues !rehabilitation Of A Case Of Heavy Eye Disease From Rural India

Chief & Presenting Author: Sudipta Mitra, M09141

[VT68] - “cop Fabrication: A Cinch To Reinstate The Lost Glory”

Chief & Presenting Author: Atul Bhirud, B17395,
Co-Author(s): Avinash Mishra, Anchal Tripathi, Mohini Agrawal

[VT71] - Trash To Technological Triumph: Unveiling Indigo-Universal Slit Lamp Mounted Indentation Gonioscopy

Chief & Presenting Author: Atul Bhirud, B17395,
Co-Author(s): Avinash Mishra, Anchal Tripathi, Mohini Agrawal

[VT105] - Foldable Sfiol In Indian Eyes

Chief & Presenting Author: Santosh Mahapatra, M10205,
Co-Author(s): Ayantika Das, Swati Samikshya, Anuja Mohanty

[VT107] - Revolutionizing Eye Care: The Impact Of Ai In Ophthalmology

Chief & Presenting Author: PIYUSH JAIN, J27739

[VT136] - Finding The Right Fix- Periosteal Fixation Of Lateral Rectus In Synergistic Divergence

Chief & Presenting Author: Rebika, R16797, Co-Author(s): Swati Phuljhele, ROHIT SAXENA

[VT141] - Orbital Myiasis: A Rare Presentation

Chief & Presenting Author: Sourav Dey, D27977,
Co-Author(s): Debotosh Ghosh, Soumyadip Mondal, Sanjay Kumar Daulat Thakur

[VT151] - Surgical Treatment Of Anomalous Head Postures Resulting From Gaze Palsies Decoded

Chief & Presenting Author: Prof.Raman Yenugandula, Y13724, Co-Author(s): Y. Sai Karthik





[VT156] - Management Of Phacomorphic Glaucoma: Phacoemulsification With Vitreous Decompression
Chief & Presenting Author: Vipin Rana, R19241, Co-Author(s): Prof. Vijay Kumar Sharma, (Col) Sandeepan Bandopadhyay, B. Veerabhadra Rao

[VT176] - A Pricky Story: Temporary Kpro With Assisted Vitrectomy For Thorn Injury Related Corneal Infiltrate
Chief & Presenting Author: Sowmya Peri, S20218, Co-Author(s): Mounika Gadikota, Nasrin

[VT179] - Intraocular Pressure Measurement Simplified
Chief & Presenting Author: Shruti Nair, S26362, Co-Author(s): Fathima Shanavas, Aahan Shah, Geeta Behera

[VT182] - An Easy Approach For Teaching Residents On Strabismus Examination Chief & Presenting Author: Anjali Khadia, K16716

[VT193] - Spontaneous Subluxation Of Globe
Chief & Presenting Author: Tanisha Singh, O17887

[VT200] - Bridging The Gaps- Grafts In Oculoplasty
Chief & Presenting Author: Shreya Keshari, S26253, Co-Author(s): Sima Das,
Obaidur Rehman, Namita Kumari

[VT221] - Lid Sign Mimicking Myasthenia Gravis: A Clinical Pearl
Chief & Presenting Author: Durga Priyadarshini, D15392, Co-Author(s): S. Ambika

[VT227] - Let's Do It: The Potential Of General Ophthalmologist
Chief & Presenting Author: Hiranmoyee Das, D16233, Co-Author(s): Hiranmoyee Das

[VT228] - Head Mounted Hand Held Slit Lamp: A Novel Innovation
Chief & Presenting Author: Neeraj Israni, I21071, Co-Author(s): Shreya Shah, Shruti Kochar Maru

[VT233] - Conjunctival Peritomy In Trabeculectomy: All "frills", Nothing Fancy.
Chief & Presenting Author: Aditi Rao, A27288, Co-Author(s): Sathi Devi A.V., Sujani Shroff, Zia Pradhan

[VT238] - Enhancing Eye Drop Application: A Youthful Approach For Effective Patient Education
Chief & Presenting Author: Avadhesh Oli, O13081

[VT244] - Orbital-Sinus Foreign Body Management: Challenges And Strategies For Large Angulated Wooden Objects
Chief & Presenting Author: Manu Saini, M20003, Co-Author(s): Manpreet Singh,

Pankaj Gupta, Usha Singh

[VT251] - Parinaud Syndrome In A Patient With Pinealocytoma
Chief & Presenting Author: Vanditaa Agrawal, V25833, Co-Author(s): Rebika,
ROHIT SAXENA

[VT252] - Navigating The Orbital Landscape: A Guide To Normal Orbital Landmarks On Computed Tomography Imaging
Chief & Presenting Author: Sanjana Molugu, S25027, Co-Author(s): Anasua Ganguly Kapoor

[VT254] - Eye A Copper Plated Mirror To The Body!
Chief & Presenting Author: Ajinkya V Deshmukh, D21582, Co-Author(s): Geethanjali Chillal, Kavya Nagaraj, Roopashri Matada

[VT261] - A Shaky Situation; Management Of An Intriguing Case Of In The Bag Iol And Ugh Syndrome
Chief & Presenting Author: Nagalekshmi S.V., N15215, Co-Author(s): Pratheeba Devi Nivean, Nivean M

[VT267] - Role Of Doubles In Flacs: Tackling The Ball In Court
Chief & Presenting Author: Himani Chatterjee, H24905, Co-Author(s): Somnath Mandal, Pratyush, Partha Biswas

[VT298] - Unveiling The Veil – A Vignette Of Intra-Operative Evidence Of Anatomical Variations Of The Levator
Chief & Presenting Author: Deepthi Elizabeth Kurian, D20268, Co-Author(s): Santosh G. Honavar

[VT324] - Trans-Caruncular Orbitotomy: A Visionary Approach For Medial Orbital Tumor Management
Chief & Presenting Author: Ankita Aishwarya, A20469, Co-Author(s): Rachna Agarwal

[VT326] - Foam Sclerotherapy: A Paradigm Shift In Orbital Dermoid Cyst Treatment
Chief & Presenting Author: Ankita Aishwarya, A20469, Co-Author(s): Rachna Agarwal

[VT330] - Glaucoma Blindness Rescue Operation
Chief & Presenting Author: Kavita Rajan Bhatnagar, B09257, Co-Author(s): Manjari Tandon, Jyoti Shakrawal

[VT365] - The Surgeon Who Sees
Chief & Presenting Author: Neha Ghose, N20134

[VT382] - Eyes Re-Imagined: Spreading Smile
Chief & Presenting Author: Renu Bansal, B20987, Co-Author(s): Sindhuja Murugesan, Kavitha Ramakrishnan, Vijji Rangarajan

[VT396] - Fishing Out Deep Stromal Foreign Bodies
Chief & Presenting Author: Ashok Sharma, A04284

[VT399] - The Premie Saga
Chief & Presenting Author: Karobi Rani Lahiri, L04226

[VT413] - Jones Procedure 2.0!





Chief & Presenting Author: Srushti Bagde, S25391,
Co-Author(s): Saptagirish Rambhatla

[VT426] - Intraocular Ocular Foreign Body Management Venturing Into The Known And The Unknown

Chief & Presenting Author: Manav Setiya, S10809,
Co-Author(s): Ruchi Setiya

[VT437] - Bubble Trouble: Descemetopy By Broken Air Bubble In Descemets(Dm) Detachment Post Cataract Surgery

Chief & Presenting Author: Sowmya Peri, S20218,
Co-Author(s): Alekhya Chennamsetty, Yasaswini Vamaravalli, Nasrin

[VT444] - How Should A Surgeon Handle The Psychological Aspect Of A Complication?

Chief & Presenting Author: Sourabh Patwardhan, P11250,
Co-Author(s): Nidhi Patwardhan

[VT452] - A To Z Of Radiotherapy For An Ophthalmologist

Chief & Presenting Author: Ruju Unadkat, R26855,
Co-Author(s): Vijay Anand P Reddy, Santosh G. Honavar

[VT475] - A Keen Eye For Social Media

Chief & Presenting Author: Saloni Joshi, S25083,
Co-Author(s): Prithvi Chandrakanth, Apurva Nagtode

[VT479] - Autologous Serum Eye Drops: The Magic Potion In Oculoplasty

Chief & Presenting Author: Anasua Ganguly Kapoor, G14567

[VT486] - "the New Phase To A New Face": The Advent Of Osseointegrated Orbital Prosthesis

Chief & Presenting Author: Sruthi R S, S26237, Co-Author(s): Tarjani Dave

[VT495] - "saviour In Crisis"

Chief Author: Soveeta Souravee Rath, **Presenting Author:** Suma Ganesh, S08263, Co-Author(s): Bhavika Bansal, Suma Ganesh

[VT506] - Implantable Collamer Lens: The Vision Game Changer Of The Future

Chief & Presenting Author: Kervi Mehta, K23614

[VT527] - Tones - Transorbital Neuroendoscopic Surgery - A Secret Path To The Brain

Chief & Presenting Author: Chinmayee J Thrishulamurthy, C12448

[VT545] - Video Of Classical Features Of Parinaud Dorsal Midbrain Syndrome Due To A Pineal Germ Cell Tumor

Chief & Presenting Author: Gayathri Panicker, G22806,
Co-Author(s): Venkata Sai Sweeya Donepudi

[VT548] - Results Of Bangalore Slum/backward Areas Paediatric Eye Disease Study

Chief Author: Subramanya Kota, **Presenting Author:** Sachidananda Pani, P27127

[VT555] - Modified 4 Petal Technique Of Evisceration With Implant

Chief & Presenting Author: Shalini Kumari, S11779

[VT611] - Balancing The Blink With A Bling: Gold Weight Eyelid Implant

Chief & Presenting Author: Swanubhuti Jain, S26886,
Co-Author(s): Ms. Komal Sawarkar, Deepak Soni, Kasturi Bhattacharjee

[VT626] - Stop Animal Experiments For Ocular Research: Let's Find A Way!!!

Chief & Presenting Author: Anisha R, A25279, Co-Author(s): Pooja Khamar, Rohit Shetty

[VT627] - The Uninvited Guest: An Intriguing Case Of An Tick Bite - Induced Upper Eyelid Swelling

Chief & Presenting Author: Alisha Elizabeth Alex, A28244,
Co-Author(s): Hithesh Isukapalli, Sangeetha. T, Shaik.Hasareen

Posterior Segment

[VT2] - A Novel Technique Of Secondary Iol With 30 G Needle. Chief & Presenting Author: Chhaya Bharti, C19801

[VT3] - Ye Parda Hatta Do Zara Mukda Dikha Do Chief & Presenting Author: Chhaya Bharti, C19801,
Co-Author(s): Chhaya Bharti

[VT12] - Bridging The Gap:autologous Retinal Transplant(Art)for Refractory Macular Hole,a Single Step Surgery

Chief & Presenting Author: Sourav Santra, S19453

[VT13] - Subretinal Band Removal - Loop, Roll & Pull Chief & Presenting Author: Neha Khanna, N17070

[VT14] - Mastering Pvd Induction In Challenging Retinal Surgery: Tips And Techniques

Chief & Presenting Author: Manavi Deokrishna Sindal, S11035, Co-Author(s): Shivraj Tagare

[VT15] - Heads-Up 3d-Visualization And Integrated Intraoperative Oct In Infantile Vitreoretinal Surgeries

Chief & Presenting Author: Akash Belenje, B23092,
Co-Author(s): Brijesh Takkar, Subhadra Jalali

[VT16] - The Dancing Delight

Chief & Presenting Author: Manisha Agarwal, A07736

[VT19] - Retinal Icycles

Chief & Presenting Author: Manisha Agarwal, A07736

[VT20] - Double Trouble - Recurrent Retinal Detachment With Pvr & Macular Hole





Chief & Presenting Author: Shishir Verghese, V15308,
Co-Author(s): Verghese Joseph

[VT21] - Visualising The Obscure - Chromophore Assisted Retinal Break Detection

Chief & Presenting Author: Shishir Verghese, V15308,
Co-Author(s): Verghese Joseph

[VT24] - Stuck In The Sweet Web

Chief & Presenting Author: Shishir Verghese, V15308,
Co-Author(s): Verghese Joseph

[VT28] - Breaking News!!! Peel, Flap, Or Graft: Ultimately Its Glia That Repairs The Macular Hole

Chief & Presenting Author: Thirumalesh M. B., T13410,
Co-Author(s): Aayesha Khanum

[VT34] - Broken Vitrectomy Cutter: A Ballistic Foe

Chief & Presenting Author: Avadhesh Oli, O13081

[VT36] - What Lies Beneath!

Chief & Presenting Author: Anjana Mirajkar, A27421,
Co-Author(s): Navneet Mehrotra, Manish Nagpal

[VT39] - Artificial Intelligence In Glaucoma - The Novel, Self-Built, Cost Effective & Multimodal Ai Tool Box

Chief & Presenting Author: Prasanna Venkatesh Ramesh, R19173, Co-Author(s):

Pavithra Pannerselvam, Anugraha Balamurugan,
Shruthy Vaishali Ramesh

[VT41] - Shades Of Vitreous

Chief & Presenting Author: Rajiv Gandhi, G16366

[VT42] - Two-Stage Surgery For Complicated Retinal Detachment Chief & Presenting Author: Rajiv Gandhi, G16366

[VT49] - Tackling Giant Retinal Tear With Macular Hole In A Pseudophakic Patient With Capsular Opacification.

Chief & Presenting Author: Ritika Aggarwal, R21032,
Co-Author(s): Shashi Nath Jha,

Nikita Dash, Anil Solanki

[VT62] - The Hidden Story

Chief & Presenting Author: Shilpi Narnaware, N17511,
Co-Author(s): PRASHANT BAWANKULE

[VT72] - When Cornea Goes Brittle, Our Resolve Goes Hard

Chief & Presenting Author: Obuli N. Ramachandran, R18499,
Co-Author(s): Pranita Sahay, Gauri Khare, Mahipal S. Sachdev

[VT73] - The Surprises Kept Coming - My Experience With A Case Of Ocular Trauma

Chief & Presenting Author: Obuli N. Ramachandran, R18499,
Co-Author(s): Soumya Jena, Kritika Singh, Gauri Khare

[VT85] - Sometimes Pulling Doesn't Win You The Tug Of War

Chief & Presenting Author: Jaydeep Walinjar, W12020

[VT90] - Progressive Vitreoretinopathy In Von Hippel-Lindau Syndrome

Chief Author: Paras Kumar, Presenting Author: Aditya Maitray, M20159, Co-Author(s): Anand Rajendran, Paras Kumar

[VT97] - Membrane Dissection And Removal With Pfl Assistance In Diabetic Vitrectomy.

Chief & Presenting Author: Bhuvan Chanana, C11372,
Co-Author(s): Sudhank Bharti

[VT98] - "never Say Never" - 2 Stage Surgical Technique For Management Of Giant Retinal Tear With Severe Pvr.

Chief & Presenting Author: Bhuvan Chanana, C11372,
Co-Author(s): Sudhank Bharti

[VT100] - Failed Macular Hole - Tuck To Tackle

Chief & Presenting Author: Santosh Mahapatra, M10205,
Co-Author(s): Swati Samikshya, Ayantika Das

[VT101] - Only Cutter, No Forcep For Diabetic Trd

Chief & Presenting Author: Santosh Mahapatra, M10205,
Co-Author(s): Ayantika Das, Swati Samikshya

[VT103] - Variety Store - Varieties Of Intraocular Foreign Bodies - How To Handle

Chief & Presenting Author: Santosh Mahapatra, M10205,
Co-Author(s): Swati Samikshya, Ayantika Das, Jyoti Prakash Behera

[VT106] - The Iol Odyssey: The Saga Of Surgical Redemption

Chief & Presenting Author: Dhaivat Shah, S19586,
Co-Author(s): Rinal Pandit, Deepanshu Agrawal

[VT111] - Intraocular Foreign Body Removal With Pars Plana Vitrectomy

Chief & Presenting Author: Utkarsh Dwivedi, D26268,
Co-Author(s): Shivpriya Gupta

[VT113] - Walking In A Winter Wonderland: A Rare Case Of Gaucher Disease"

Chief & Presenting Author: Dibya Prabha, D21447,
Co-Author(s): Padmaja Kumari Rani

[VT119] - Vitreous Biopsy And Diagnostic Vitrectomy Under Air

Chief & Presenting Author: Kushal Umeshbhai Agrawal, A16914, Co-Author(s): Parag K. Shah

[VT121] - Sub-Foveal Cysticercosis - The Curse Of The White Pearl !

Chief & Presenting Author: Veer Singh, S18621, Co-Author(s): Preetam Singh, Arjan Singh

[VT125] - "retinal Revival: Triumphs In Managing Complex Detachments"

Chief & Presenting Author: Ashish Markan, M19049





[VT126] - The Nucleus: An Anterior Segment Pearl Or A Vir Surgeons Nightmare Chief & Presenting Author: Gagan Bhatia, B12375, Co-Author(s): Minal Sharma, Daraius Shroff

[VT129] - Human Amniotic Membrane Graft For Optic Disc Pit Maculopathy

Chief & Presenting Author: Gagan Bhatia, B12375, Co-Author(s): Sandeep Kumar, Daraius Shroff

[VT130] - Endophthalmitis Or Not? Intraoperative Challenges And Surprise In A Suspected Endophthalmitis Case

Chief & Presenting Author: Nikita Dash, N20254, Co-Author(s): Anil Solanki, Shashi Nath Jha, Ritika Aggarwal

[VT131] - Try And Fail, But Never Fail To Try!

Chief & Presenting Author: Dinesh Rungta, R22644, Co-Author(s): Boral Subhendu Kumar, Shouvik Dan

[VT132] - Slow And Steady Wins The Race

Chief & Presenting Author: Dinesh Rungta, R22644, Co-Author(s): Shouvik Dan, Boral Subhendu Kumar

[VT147] - Incarcerated Retina To A Crumpled One – Tackling The Troubles

Chief & Presenting Author: Jayant Kumar, K17257, Co-Author(s): Nitesh Kumar Singh, Anjalika Shekhar, Smruti Savale

[VT152] - To Settle Or Not To Settle - That Is The Question! The Battle For A Year Old Narrow-Funnel Rd.

Chief & Presenting Author: Samendra Karkhur, K16065, Co-Author(s): Prof. Bhavana Sharma, Vidhya Verma, Priti Singh

[VT153] - Intravitreal Injections - No More The Forte Of Vitreo-Retina Surgeons And Righteously So!

Chief & Presenting Author: Samendra Karkhur, K16065, Co-Author(s): Prof. Bhavana Sharma, Vidhya Verma, Priti Singh

[VT157] - To Hell And Back: A Tale Of Two Iofb

Chief & Presenting Author: Krishnendu Nandi, N13635, Co-Author(s): Maharshi Maitra

[VT158] - What Lies Beneath: A Case Of Post Traumatic Vitreous Hemorrhage

Chief & Presenting Author: Krishnendu Nandi, N13635, Co-Author(s): Maharshi Maitra

[VT161] - Plug The Leak!

Chief & Presenting Author: Pushkar Dhir, D18132, Co-Author(s): Arun Bhatti, Parikshit Dhir, Ronel Soibam

[VT163] - Subretinal Fluid Injection For Chronic Full Thickness Macular Hole .

Chief & Presenting Author: Pushkar Dhir, D18132, Co-Author(s): Rekha Yadav, Shashi Sharma, Minakshi Shekand

[VT166] - Pearls Of Wisdom, We Notice Seldom

Chief & Presenting Author: Jayant Kumar, K17257, Co-Author(s): Nitesh Kumar Singh, Saumya ., Smruti Savale

[VT168] - It Is Too Sticky To Clear: Management Of Retinal Detachment In A Suspected Stickler Syndrome Patient

Chief & Presenting Author: Dipanjana Das, D21221, Co-Author(s): Isha Agarwal

[VT174] - I Was Going To Make It Simple, But Complications Felt Good.

Chief Author: (Maj). Naveen K., Presenting Author: Akshi Sharma, A24565, Co-Author(s): Bhavik Panchal

[VT192] - Peels Through Eale's - From The Adherent Posterior Vitreous Face To The Membranes To The Erm/ilm.

Chief & Presenting Author: Rohan Dedhia, D24693, Co-Author(s): Niteen C. Dedhia

[VT201] - Modified Ab-Externo 4-Point Scleral Fixation With Long Intrasceral Suture Pass

Chief & Presenting Author: Meena Chakrabarti, C06675, Co-Author(s): Keya Chakrabarti

[VT203] - Combined Cataract Extraction With Vitrectomy For Retained Intraocular Foreign Body (Riofb)

Chief & Presenting Author: Nawazish Shaikh, N21203, Co-Author(s): Rohan Chawla, Karthikeya R, Avilasha Mohapatra

[VT210] - Fevr: Better Late Than Never

Chief & Presenting Author: Anand Temkar, T27993, Co-Author(s): Vaidehi Sathaye, Manish Nagpal, Navneet Mehrotra

[VT215] - The Perplexed Loop

Chief Author: Sherine M Dsouza, Presenting Author: Prabitha P B, P25613

[VT217] - Can We Distinguish Birds Of Same Feather Chief & Presenting Author: Sherine M Dsouza, D07880, Co-Author(s): Prabitha P B, Adrian Braganza

[VT222] - Autologous Retinal Transplant For Refractory Macular Hole & Retinal Detachment

Chief & Presenting Author: Diva Kant Misra, M15899, Co-Author(s): Dipti Wahi, Peeyush Mishra

[VT224] - Management Of Submacular Cysticercosis With Co-Existing Macular Hole

Chief & Presenting Author: Diva Kant Misra, M15899, Co-Author(s): Dipti Wahi, Peeyush Mishra

[VT231] - "don't Regret On Your Mistakes. Rather Learn From It"

Chief & Presenting Author: Shouvik Dan, D17950, Co-Author(s): Dinesh Rungta, Boral Subhendu Kumar





[VT235] - Don't Look Where You Fall, But Where You Slipped.

Chief & Presenting Author: Shouvick Dan, D17950,
Co-Author(s): Dinesh Rungta, Boral Subhendu Kumar

[VT237] - Ppv In Ocular Trauma Akin To Opening Pandora's Box- Meticulous Repair Key To Successful Outcome

Chief & Presenting Author: Amit Kumar Deb, D17383,
Co-Author(s): Astha Gupta, Pratik Gera, SHREYAST S

[VT239] - Macular Hole Massage

Chief Author: Neha Hemendra Shah, Presenting Author: Prof.Dudani Ajay Indur, D06387,

Co-Author(s): Neha Hemendra Shah, Prof.Dudani Ajay Indur

[VT240] - Macular Hole With Retinal Detachment In High Myopia

Chief Author: Neha Hemendra Shah, Presenting Author: Prof.Dudani Ajay Indur, D06387,
Co-Author(s): Neha Hemendra Shah, Prof.Dudani Ajay Indur

[VT241] - "caution With Choroidals" - Choose The Right One At Right Time

Chief & Presenting Author: Boral Subhendu Kumar, B09751

[VT243] - Seeking The Unseen- Detection Of Secondary Membranes In Vitrectomy For Diabetic Trd.

Chief & Presenting Author: Hemanth Murthy, M05232

[VT257] - Dislocated Traumatic Cataract Along With Capsular Tension Ring(Ctr)

Chief & Presenting Author: Ajay Purohit, P20125

[VT283] - The Retinal Tug Of War

Chief & Presenting Author: Ridham Nanda, R22592

[VT285] - Air Perfused Dissection Of Posterior Hyaloid And Tractional Membrane Complex In Diabetic Vitrectomy

Chief & Presenting Author: K. Naresh Babu, B11937,
Co-Author(s): Muthu Krishnan Vallinayagam, Toshit Varshney

[VT287] - An Unorthodox Surgical Approach For Fibrotic Subfoveal Choroidal Neovascular Membrane

Chief & Presenting Author: K. Naresh Babu, B11937,
Co-Author(s): Avik Dey Sarkar, Muthu Krishnan Vallinayagam

[VT290] - Duel With Sub-Retinal Cysticercus

Chief & Presenting Author: Kshitij Raizada, R21801

[VT291] - Dousing The Sub-Retinal Volcano Of Blood With Tissue Plasminogen Activator

Chief & Presenting Author: Kshitij Raizada, R21801

[VT302] - Sub-Silicon Oil Erm Removal: A Newer Technique For Early Postoperative Erm Chief & Presenting Author: Somak Mazumdar, M12941

[VT309] - Story Of Case Of Traumatic Endophthalmitis Following Scleral Tear .

Chief & Presenting Author: SUHAS SONAWANE, S08021

[VT322] - The Story Of A Crippled Iol

Chief & Presenting Author: Dhaivat Shah, S19586,
Co-Author(s): Rinal Pandit

[VT355] - Vics – Vitrectomy For Cataract Surgeons

Chief & Presenting Author: Sujatha Mohan, S07283,
Co-Author(s): Mohan Rajan

[VT374] - Mystery Unboxed

Chief & Presenting Author: Manali Deosthali, M26724,
Co-Author(s): Abhijeet Patil, Agarwal Manojkumar, Purva Valvekar-Date

[VT397] - Improving Surgery With 3d System And 25 G 20k Cut Vitrectomy

Chief & Presenting Author: Saurav Mahajan, M21803,
Co-Author(s): Raj Kumar Maheshwari

[VT401] - Management Of Traumatic Subretinal Bleed And Macular Hole By Ppv With Subretinal Injection Of Tpa

Chief & Presenting Author: Amit Nene, N16025,
Co-Author(s): Pushpanjali Ramteke, Smitesh K. Shah, Pratik Shenoy

[VT404] - Playing Myopic Maculopathy With Double Staining

Chief & Presenting Author: Saurav Mahajan, M21803,
Co-Author(s): Raj Kumar Maheshwari

[VT412] - Retinal Detachment And Spoke- Wheel Combo Management

Chief & Presenting Author: Saurav Mahajan, M21803,
Co-Author(s): Raj Kumar Maheshwari

[VT419] - Stitching Vision Together: Cmtflex Foldable Secondary Iol-A Sewing Machine For Iridodialysis Repair

Chief & Presenting Author: Sanskriti Prasad, S28161,
Co-Author(s): Manali Deosthali, Abhijeet Patil, Purva Valvekar-Date

[VT423] - Don't Judge A Book By Its Cover: A Pre-Operative Diagnostic Misadventure!!

Chief & Presenting Author: Atul Arora, A20832

[VT425] - What Lies Beneath: Multifaceted Approaches For Subretinal Haem, Gliosis And Iol-Surgical Synopsis

Chief & Presenting Author: Aaysha Khanum, A23753

[VT427] - An Innovative Simple & Novel Ac Paracentesis Device For Safe Intravitreal Injection





Chief & Presenting Author: Santosh Agrawal, A05211

[VT429] - Fibrin Glue Assisted Hemostasis For Persistent Optic Disc Bleeders

Chief & Presenting Author: Mudit Tyagi, T12649, Co-Author(s): Srishti Ramamurthy

[VT431] - Massive Retinal Capillary Hemangioblastomas Management In Von Hippel Lindau Disease

Chief & Presenting Author: Pradeep Kumar, K12927, Co-Author(s): Gaurav Verma, Ishan Aggarwal, Navjyot Kaur

[VT434] - Innovative Ot Fge Superior To Opd Fge In Non-Absorbing Post Vitrectomy Rebleed.

Chief & Presenting Author: Santosh Agrawal, A05211

[VT440] - Intraocular Lens (Iol) Drop Post Phacoemulsification Managed With Scleral Fixating Cm T Flex Iol.

Chief & Presenting Author: Nivean M, M12384, Co-Author(s): Sangeetha Sekaran, Pratheeba Devi Nivean, Halaharvi Siva Mohan Reddy

[VT459] - Minimally Invasive Pvr Surgery

Chief & Presenting Author: Giriraj Vibhute, V21945, Co-Author(s): Apoorva A.G., Prof.A.S. Guruprasad, Shrinivas M. Joshi

[VT461] - A Modified Technique Of External Drainage Of Srf In Coat's Exudative Rd Chief Author: Raghavendra Mareguddi, Presenting Author: Renu Puthenvilayil Rajan, R13751, Co-Author(s): K. Naresh Babu

[VT463] - The Humble Needle

Chief & Presenting Author: Meenakshi Mahesh, M24100, Co-Author(s): . P. Mahesh Shanmugam

[VT466] - Honey, I Shrunk The Choroid!

Chief & Presenting Author: Umesh Chandra Behera, B10014

[VT476] - Tips For Beginner

Chief & Presenting Author: Shama Sharief, S24339

[VT492] - The Panorama Of Intraocular Foreign Bodies

Chief & Presenting Author: . K.S.Kumar, K08476

[VT508] - The Versatile IIm Flap

Chief & Presenting Author: Ruchir Tewari, T16586

[VT510] - Back From The Point Of No Return- The Extreme Retina

Chief & Presenting Author: Meenakshi Mahesh, M24100, Co-Author(s): . P. Mahesh Shanmugam

[VT518] - Pars Plana Vitrectomy With Cmt Flex Iol For Post Traumatic Dislocation Of Crystalline Lens

Chief & Presenting Author: Shilpa Viswanath, S26258, Co-Author(s): Manu Sharma, Ramandeep Singh

[VT525] - Opening Up Of Windows For Better Vision!!!

Chief & Presenting Author: Anjana S, A26612, Co-Author(s): Dhileesh P Chandrasekharan, Prakash V.S.

[VT528] - Intraocular Gymnastics: Testing The Surgeon's Mettle

Chief & Presenting Author: Shrinivas M. Joshi, J12259, Co-Author(s): Apoorva A.G., Prof.A.S. Guruprasad, Giriraj Vibhute

[VT530] - Tips To Identify And Tricks To Manage Secondary Rhegmatogenous Retinal Detachment

Chief & Presenting Author: Nawazish Shaikh, N21203, Co-Author(s): Shorya Vardhan Azad, Karthikeya R

[VT535] - Surgical Nuances In The Management Of Intraocular Cysticercosis

Chief & Presenting Author: Nawazish Shaikh, N21203, Co-Author(s): Karthikeya R, Vinod Kumar, Akshaya Balaji

[VT543] - Trials And Tribulations In Complex Pediatric Vitreoretinal Detachments Chief & Presenting Author: Apoorva A.G., A15802, Co-Author(s): Giriraj Vibhute, Shrinivas M. Joshi, Prof.A.S. Guruprasad

[VT546] - Throwback Surgery- Open Sky Vitrectomy

Chief & Presenting Author: Meenakshi Mahesh, M24100, Co-Author(s): . P. Mahesh Shanmugam

[VT556] - The Macular Hole Plug

Chief & Presenting Author: Priyanka Gandhi, P24734, Co-Author(s): Ayushi Choudhary, Gaurang Sehgal, Nagesha Chokkhalalli Krishnappa

[VT571] - Suprachoroidal Haemorrhage Management

Chief & Presenting Author: Kalaivani Jayakumar, K24215, Co-Author(s): Ashraya Nayaka T.E.

[VT577] - Opd Fluid Air/gas Exchange – An Effective Yet Rarely Used Technique.

Chief & Presenting Author: Saurabh Gadiya, G28306, Co-Author(s): Shrinivas M. Joshi, Apoorva A.G., Prof.A.S. Guruprasad

[VT590] - Ocularescue: Intraocular Foreign Body Management - A Case Series.

Chief & Presenting Author: Rajeev Priyadarshi, P21731, Co-Author(s): Krishnendu Nandi

[VT599] - Challenging Case Of Phacodonesis With Ns3 Gr Operated With Sics With Pciol With Anterior Vitrectomy

Chief & Presenting Author: Ankur Sharma, S27730, Co-Author(s): Sakshi Lochab, Manisha Nada

[VT606] - Advanced Mivs Cutter – Let's Say Goodbye To Bimanual Surgery In Tractional Retinal Detachment





Chief & Presenting Author: Paras Khatwani, K21630,
Co-Author(s): Giriraj Vibhute, Prof.A.S. Guruprasad,
Shrinivas M. Joshi

**[VT614] - Tips & Tricks Of Dealing With Vasculitic
Tractional Retinal Detachment!!**

Chief & Presenting Author: Amruta Vijay More, M18724,
Co-Author(s): Alok Sen

**[VT617] - Full Thickness Macular Hole After Silicone
Oil Removal Post Successful Retinal Reattachment
Surgery**

Chief & Presenting Author: Jaydeep Walinjar, W12020

**[VT618] - A Teaching Guide To Ensure Optimum
Silicone Oil Injection In Vitreoretinal Surgeries**

Chief & Presenting Author: Sneha KR, S25244, **Co-Author(s):**
Prof.A.S. Guruprasad, Shrinivas M. Joshi, Giriraj Vibhute

**[VT621] - Trans-Scleral Uveal Resection In Localized
Ciliary Body Melanoma**

Chief & Presenting Author: K. Naresh Babu, B11937,
Co-Author(s): Kim Ramasamy, Ananya Goswami, Muthu
Krishnan Vallinayagam

**[VT629] - Rolling Of Retina Under Perfluoro-N-
Octane Used As Short-Term Tamponade**

Chief & Presenting Author: Karthikeya R, K19483,
Co-Author(s): Nawazish Shaikh, Rohan Chawla

**[VT639] - Giant Retinal Tear With Chronic Retinal
Detachment And Total Cataract: A Challenging Case**

Chief & Presenting Author: Snehal Nimje, S26524,
Co-Author(s): Minakshi Sheokand, Parikshit Dhir, Pushkar
Dhir

**[VT644] - Tips And Tricks For The Surgical
Management Of Retinal Detachment Associated
Choroidal Detachment**

Chief & Presenting Author: Shorya Vardhan Azad, A12007,
Co-Author(s): Karthikeya R, Nawazish Shaikh

**[VT664] - Ins Odysseus- When The Sailing Gets
Tough- Misadventures In The Vitreous**

Chief & Presenting Author: Prof.Gopal S. Pillai, P09299,
Co-Author(s): Aditya Reddy Velagala, Prateek Kumar

[VT665] - Ilm Peeling In Difficult Situations

Chief & Presenting Author: Prof.Gopal S. Pillai, P09299,
Co-Author(s): Prateek Kumar, Aditya Reddy Velagala



Surgical Skills transfer courses

Scientific Coordinators : Amit Porwal & Piyush Bansal

Convenors : Satanshu Mathur, Deepak Mishra, Prafulla Maharana , Pranita Sahay

- Phacoemulsification
- SICS
- Iris fixated IOLs
- Intavitreal injections
- Anterior Vitrectomy
- Core Vitrectomy
- Corneal suturing
- Phakic IOL
- Simulator
- Penetrating Keratoplasty
- Intacs rings
- C3R (Collagen Cross Linking)
- Botox and fillers
- Valves in Glaucoma
- Trabeculectomy
- SMILE
- iStent implantation

Diagnostic Skill transfer courses

Scientific Coordinators : Somasheila Murthy, J S Bhalla

DIOSTC Coordinators : Mallika Goyal, Ankur Singh

- Slit-lamp Biomicroscopy (including 90 D)
- Indirect Ophthalmoscopy
- Gonioscopy/Tonometry (NCT & Applanation)
- Retinoscopy
- Squint & Orthoptics
- Contact Lens Basic: RGP Fitting
- Contact Lens Basic: Soft Contact Lens fitting
- Contact Lens Advanced Fitting Multifocal (1 hour)
- Contact Lens Advanced ROSE-K Contact Lens Fitting (1 hour)
- Contact Lens Advanced:Orthokeratology (1 hour)
- Contact Lens Advanced: Scleral Contact Lens Fitting Perimetry
- Green Laser
- RNFL OCT
- Myopia progression Control
- UBM
- Orbital Imaging
- FFA
- Specular Microscopy
- USG: A & B Scan
- ASOCT
- Macular OCT
- ERG, VEP EOG interpretations
- Corneal Topography
- Neuro-Ophthal Imaging
- Low Vision Aids
- Biometry





Technical skill transfer courses

Scientific Committee Coordinator : Vardhman Kankariya
Convenor : Nilesh Kumar

Imaging Module

Smartphone Anterior Segment Photography 2. Smartphone Funds Photography
OP Screening & Portable Funds Photography

IOL Module

IOL Power Calculations using Optical Biometry and Newer Formulae
Toric Marking using Smartphone and Digital Devices

Hospital Module

NABH Accreditation- How and Why? 7. OT Designing & Protocols
Choosing the right Practice Management Software (EMR)
Hospital Administration/Financial Planning for Hospitals

Recent Technologies Module

Setting Up a Dry Eye Clinic
AI Based DR Screening 12. Virtual Auto-Perimetry

Surgical Video Module

Optimising your surgical video recording system
Basic Video Editing Course
Advanced Video Editing Course
Grooming Module
How to present your papers and talks in conference
Realise your innovation: Learn 3-D Modelling and Printing

Trust your *Friend forever*

In the Management of Post-operative Dry Eyes

Rx Flogel HA

Eye Drops Sodium Hyaluronate 0.1% w/v

The preferred Hydro booster



Effectively binds water and resists dehydration¹

Promotes epithelial wound healing¹

Improves lipid layer thickness in dry eye patients with lipid deficiency²

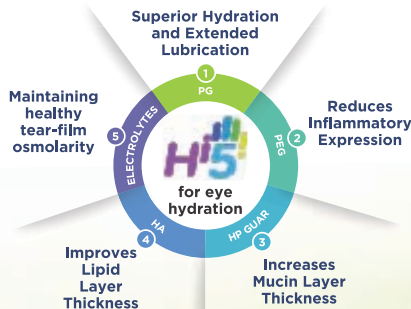
Provides immediate relief from dry eye symptoms³

References: 1. Minoda MC, Murphy D, Baskin D. Effectiveness of sodium hyaluronate eye drops in the treatment of dry eye. *Optometric*. 2008; 79(4):30-35. 2. Li Y, Chen X, Wang X, Wang Y, Li Y, Li Y, Li Y. The effect of sodium hyaluronate eye drops on the lipid layer thickness in dry eye patients with lipid deficiency. *Int J Ophthalmol*. 2019; 12(10):2075-80. 3. Flogel HA Eye Drops. Cipla. <http://www.cipla.com>

In the Management of Moderate to Severe Dry Eyes

Rx Flogel Hydra

Polyethylene glycol 400 and Propylene glycol Eye Drops



References: 1. Flogel HA. Cipla. <http://www.cipla.com> 2. Flogel HA. Cipla. <http://www.cipla.com> 3. Flogel HA. Cipla. <http://www.cipla.com> 4. Flogel HA. Cipla. <http://www.cipla.com> 5. Flogel HA. Cipla. <http://www.cipla.com>

PG- Propylene Glycol; PEG- Polyethylene Glycol; HA- Sodium Hyaluronate; HP Guar: Hydroxypropyl Guar

Disclaimer: Access to this product details and information provided is intended for Registered Medical Practitioners only. Copying, reproduction, circulation of the information published here in any form or by any means either mechanically/ print or electronically is strictly prohibited. Prescription of the drug is the prerogative of Registered Medical Practitioners at his/her sole discretion.

All claims are based on authentic data, available on request.



For any further information, please contact:
Cipla Ltd., Regd. Office: Cipla House,
Prestige Business Park, Goregaon (East) Marol,
Lower Panel, Mumbai - 400033, India.
www.cipla.com



Entod Pharmaceuticals

Ocular Care & Wellness Since 1977

Our Technology-Driven Products

I-DEW[®] DS

Aquagel

(Sodium Carboxymethyl Cellulose
IP 1% + Tear Components)



LOC Tears[®]

Eye Drops fusion

(Sodium Hyaluronate + CMC Sodium 1%
+ Glycerin + Compatible Solutes)



MYATRO[™]

Eye Drops

(Atropine Sulphate Ophthalmic
Solution USP 0.01%)



ABPress[®]

Eye Drops

(Brimonidine Tartrate 0.15% + Timolol Maleate 0.5%)



Make in **INDIA**
Made for the **WORLD**



A products of:
Entod Pharmaceuticals Ltd
Ashirwad Building Opp. Badi Masjid,
S.V. Road, Bandra (West), Mumbai- 400 050, INDIA.
Email: contact@entodpharma.com
Website: entodpharma.com

Part of
Entod
INTERNATIONAL

Scan QR Code:



Magnificent
UHD

Ultra High Depth of Focus

Magnificent
UHD Toric

Ultra High Depth of Focus

EDOF

Precise Cast Molded Hydrophobic MICL

- **Astigmatism** Correcting
- **Abberation** Controlled
- **Blue Blocker** Yellow
- **Enhanced** Contrast
- **Square** Edge
- **Glistening** Free



NATURO

NATURAL PANFOCAL VISION

REFRACTIVE | THE BEST OF BOTH
DIFFRACTIVE

Powered by
EDGElessPhase Matching®
Technology



NATURAL VISION QUALITY
TRUE SPECTACLE FREEDOM



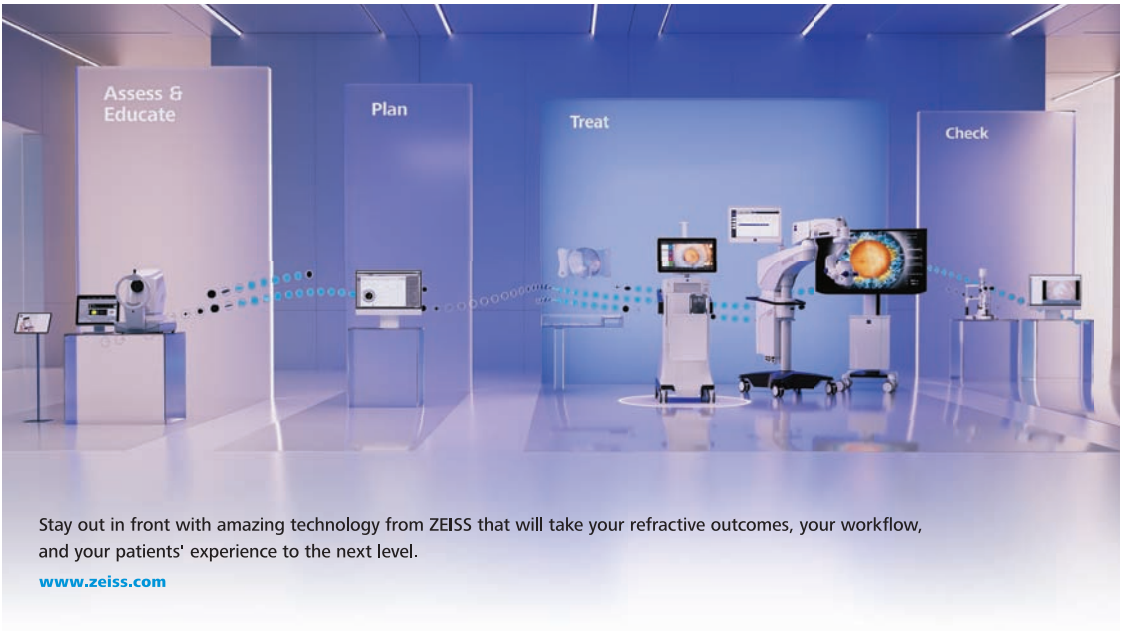
PART OF THE ZEISS MEDICAL ECOSYSTEM

ZEISS Premium Cataract Workflow

Boost your clinical and commercial success with cutting edge technology



Seeing beyond



Stay out in front with amazing technology from ZEISS that will take your refractive outcomes, your workflow, and your patients' experience to the next level.

www.zeiss.com

Right on target.

Faster. Robotic.

Connected.



Seeing beyond



ZEISS VISUMAX 800

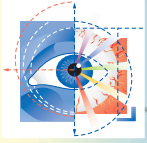
The new evolution femtosecond laser, VISUMAX® 800 from ZEISS opens new opportunities to achieve excellent refractive outcomes.

- Perform the lenticule creation in less than 10 seconds¹ and therefore reduce overall suction time.
- Enhance control thanks to intelligent computer-assisted cyclotorsion and centration alignment.
- Connect to Refractive Workplace® from ZEISS to streamline your digital workflow.

¹Data on file, myopia with optical zone 6.5 mm.

The shown contents may differ from the current status of approval of the product or service offering in your country. Refractive Workplace is available in the USA as a software classified as non medical device.

zeiss.com/visumax800



Toshbro
MEDICALS


ANTERION[®]


The only Multi-modal
pathway for complete
Anterior Segment Analysis

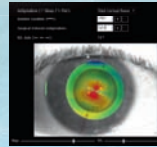
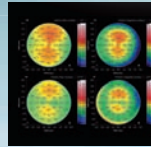


 Imaging App

 Cornea App

 Cataract App

 Metrics App



HEIDELBERG
ENGINEERING

Visit us at **AIOC-2024** - Kolkata, **Booth #107**, from 14th- 17th March 2024

Toshbro Medicals Pvt. Ltd.

Khetan Bhavan, 198 Jamsheedji Tata Road,
Churchgate, Mumbai 400 020, INDIA.
Tel. : +91-22-4355 2727
Fax : +91-22-4355 2766
E-mail : marketing@toshbromedicals.com
Web : www.toshbromedicals.com

Mumbai
+91-22-4355 2727

Hyderabad
+91-40-6666 4374

New Delhi
+91-11-4748 2727

Kolkata
+91-33-2422 0122

Pan India Sales & Service Presence

Advance your practice with Aurolab

ONE POINT SOLUTION FOR YOUR OPHTHALMIC NEEDS



Hawk-i



Hawk-i CAM



e-see - Autoref



i Scope



Aurochart



Trial Set



VOLK Lens



Lensometer



Fundus Camera



Indirect Ophthalmoscope



Chair Unit



Auto Ref

DIAGNOSTIC EQUIPMENT



SURGICAL EQUIPMENT



AUROLAB OMNIGLO
Stereo coaxial illumination device



HUMMINGBIRD LITE
Phaco Machine



Aurolab Phoenix
Multi-spot Laser



OT Table

And More...*

FOR FURTHER DETAILS CONTACT MARKETING TEAM :

Mr. Deenadhayalan N

+91 90038 05428

Ms. Shanmathi S

+91 78458 79451

No. 1, Sivagangai Main Road, Veerapanjan,
Madurai - 625 020, Tamilnadu, India.

+91 94892 12354 | +91 452 3596100

info@aurolab.com www.aurolab.com

AUROLAB
SEE NEW POSSIBILITIES



ben franklin

500+ STORES . 250 CITIES . 26 STATES

INDIA'S LARGEST & TRUSTED HOSPITAL BASED OPTICAL CHAIN

FOR BUSINESS ENQUIRIES

Call: +91 77997 77830 | Email: corporate@benfranklin.in

www.benfranklin.in



ben franklin

500+ STORES . 250 CITIES . 26 STATES

INDIA'S LARGEST & TRUSTED HOSPITAL BASED OPTICAL CHAIN

FOR BUSINESS ENQUIRIES

Call: +91 77997 77830 | Email: corporate@benfranklin.in

www.benfranklin.in



ben franklin

500+ STORES . 250 CITIES . 26 STATES

INDIA'S LARGEST & TRUSTED HOSPITAL BASED OPTICAL CHAIN

FOR BUSINESS ENQUIRIES

Call: +91 77997 77830 | Email: corporate@benfranklin.in

www.benfranklin.in

EXPAND YOUR CLINICAL PRACTICE WORKFLOW

MAESTRO2



Scan for more information

One touch & Hood report

HENSON 9000



Scan for more information

Optimised Perimetry for Practitioners and Patients

MYAH



Scan for more information

Enhance your myopia management with MYAH's NEW growth curve

DRI OCT TRITON



Scan for more information

Swept source, multimodal and image quality OCT-A

Brought to you by



MEHRA EYTECH
PRIVATE LIMITED
A TOPCON GROUP COMPANY



Where Precision Meets
Perfection

for Myopia & Hypermetropia with Astigmatism Correction



Refractive Implantable Lens

- Power ranges from -1D to -24D for Myopic patients and 1 to 6D for Hypermetropic patients with Astigmatism correction
- Clinical Vaulting between 400 and 700 Microns
- Promising Post-operative results
- High Patient Comfort & Satisfaction

Supra Phob
Reçen

Hydrophobic **TRIFOCAL** Foldable IOL

- Diffractive - Refractive Optics
- Advanced 360° Square Edge
 - Aberration Controlled
 - Enhanced Contrast



Regd. Office: APPASAMY ASSOCIATES (P) LTD. :

20, SBI Officers' Colony, First Street, Arumbakkam, Chennai - 600 106, INDIA

Mob: +91 9381216555 , Email: info@appasamy.com Website: www.appasamy.com

THE WORLD'S LIGHTEST PHACO HAND PIECE

POSTERIOR VITRECTOMY
OPHTHALMIC PHACOEMULSIFIER
GALAXY ROBOT

Ophthalmic Phaco Emulsifier for
Vitreo Retinal Surgeries.
Its High-speed Bi Blade cutter
makes the surgery easy



OPHTHALMIC PHACOEMULSIFIER
GALAXY LEO

Designed with new ultrasound
technology and the
latest real-time fluidics &
maximum patient safety

Regd. Office: APPASAMY ASSOCIATES (P) LTD. :

20, SBI Officers' Colony, First Street, Arumbakkam, Chennai - 600 106, INDIA
Mob: +91 9381216555 , Email: info@appasamy.com Website: www.appasamy.com